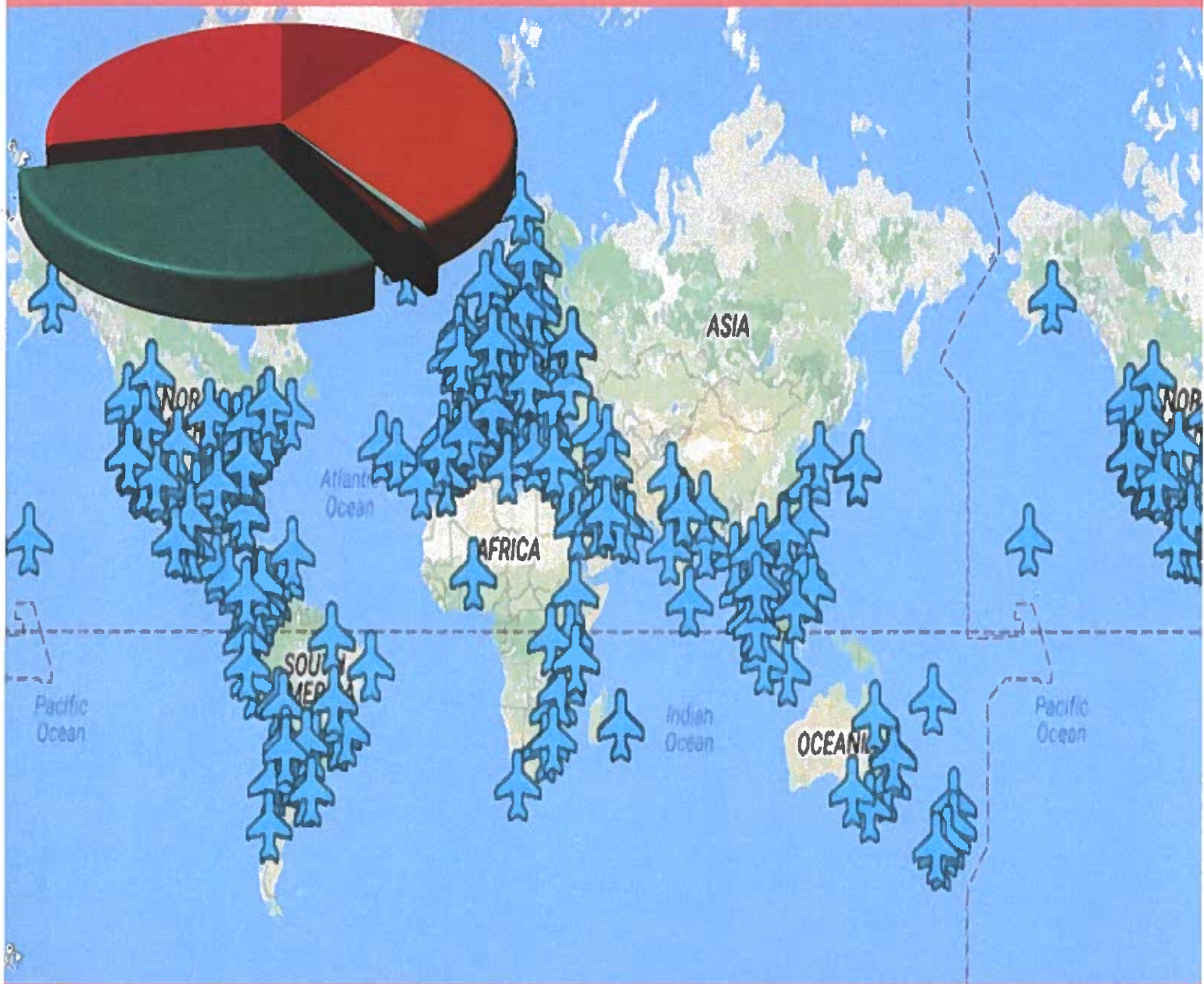



THE AIR TRANSPORT LICENSING AUTHORITY



Annual Report 2014 -2015



THE AIR TRANSPORT LICENSING AUTHORITY

Annual Report
2014 - 2015

Table of Contents

AIR TRANSPORT LICENSING AUTHORITY	1
BOARD MEMBERS AND SENIOR OFFICERS	2
FUNCTIONS OF THE AUTHORITY	3
FUNCTIONS OF THE SECRETARIAT	4
FINANCE	4
OPERATIONAL ACTIVITIES 2014-2015	4
(1.) MEETINGS	4
(2.) GRANTS AND VARIATIONS OF LICENCES	5
(3.) APPROVAL OF FARES, RATES AND OTHER CHARGES	6
(4.) PROCESSING OF APPLICATIONS FOR VARIATIONS TO SCHEDULES	6
STATISTICS.....	8



AIR TRANSPORT LICENSING AUTHORITY

8th Floor, BAOBAB Tower, Warrens St. Michael
BARBADOS



Making Barbados Work Better

Telephone: (246) 418-0750

(246) 418-0751

Fax No: (246) 418-0752

E-mail: atla@sunbeach.net

In replying to this letter please quote
.....

LETTER OF TRANSMITTAL

The Minister
Ministry of Tourism and
International Transport
International Transport
Baobab Tower
Warrens
ST. MICHAEL

Dear Minister

In accordance with Section 15(1) of the Civil Aviation Act, 2005, Cap. 288B of the Laws of Barbados, I have the honour to submit to you, in your capacity as Minister of Tourism and International Transport, the Air Transport Licensing Authority's Accounts and its Report on its operations during April 1, 2014 - March 31, 2015.

I am
Yours faithfully

for Chairman

BOARD MEMBERS AND SENIOR OFFICERS

The following Board Members were appointed for a period of two years from April 22, 2013 to April 21, 2015

Mr. Stephen Greaves	-	Chairman
Mr. Neville Boxill	-	Deputy Chairman
Mr. Peter Barrow	-	Member
Mr. Hugh Foster	-	“
Ms. Angela Lynch	-	“
Ms. Denise Reid	-	“
Captain Keith Robertson	-	“
Chief Executive Officer		
GAIA Inc. or nominee	-	“
Board Secretary		
Ms. Arlene Daniel	-	Secretary

FUNCTIONS OF THE AUTHORITY

The functions of the Authority are:

- (a) to hear and determine applications for licences or for amendments to licences to operate any scheduled air service;
- (b) to consider any representation or objection from any person with respect to
 - (i) the adequacy of any scheduled air service; or
 - (ii) the charges for any scheduled air service.
- (c) to determine any question referred to it by the Minister that
 - (i) relates to facilities for air transport into or out of Barbados or to the charges for such facilities; or
 - (ii) in the opinion of the Minister, requires consideration with a view to the improvement of air transport services into or out of Barbados;
- (d) To approve all fares, rates and other charges and conditions respecting scheduled air services into or out of Barbados, except where those matters are regulated by an international agreement to which Barbados is a party;
- (e) To make reports and recommendations to the Minister in connection with conclusions reached after consideration of matters referred by the Minister;
- (f) With the approval of the Minister, to appoint such assessors as it thinks expedient for the purpose of securing proper advice respecting matters affecting the interest of
 - (i) users of air transport services; and

- (ii) technical, professional, industrial and commercial bodies including labour unions directly concerned with the provision of air transport services into or out of Barbados;
- (g) To perform such other functions as the Minister may from time to time determine.

FUNCTIONS OF THE SECRETARIAT

The Secretariat is staffed by a Secretary and a Clerk/Typist. The Secretary manages the daily functioning of the Secretariat, oversees the staff member and conducts research and data analysis to enable decision making by the Board. She also participates in air services discussions locally and internationally and attends international aviation conferences and seminars, which have a direct impact on local aviation and air travel. The Clerk/Typist is responsible for the preparation of documents, record keeping and the daily functioning of the office.

FINANCE

The Authority is provided funding out of the Consolidated Fund under the item Grants to Public Institutions. The Authority's approved estimates of expenditure for the financial year, April 2014 to March 2015, totalled \$298,449.00. The budget is attached at **Appendix I**.

OPERATIONAL ACTIVITIES 2014-2015

(1.) MEETINGS

During the financial year April 2014 to March 2015, the Authority held ten (10) meetings to consider applications for licences, fares and schedules.

The Authority also held round robins during which the views of Members were sought by telephone or e-mail on particularly urgent applications for permissions or fares.

(2.) GRANTS AND VARIATIONS OF LICENCES

During the financial year, the Authority received applications from seven (7) airlines for new, renewed or amended licences and twenty-nine thousand, one hundred and eighty two dollars and nineteen cents (\$29,182.19) in fees were collected for these licences (see Appendix II). Thirteen (13) licences were granted during the year as follows:

New Licences Issued

<u>Airline</u>	<u>Route</u>	<u>Date Issued</u>
1. Delta Air Lines Inc.	Atlanta/New York/Barbados/New York/ Atlanta	2014-07-31

Renewed Licences

2. Amerijet International Inc.	Miami/Port-of Spain/Barbados/Miami	7-22-2014
3. LIAT (1974) Limited	Barbados/Antigua/Barbados	7-18-2014
4. LIAT (1974) Limited	Barbados/Martinique/Barbados	7-18-2014
5. LIAT (1974) Limited	Barbados/San Juan/Barbados	7-18-2014
6. LIAT (1974) Limited	Barbados/St. Maarten/Barbados	7-18-2014
7. Condor Flugdienst GmbH	Frankfurt/Barbados/Frankfurt	7-30-2014
8. JetBlue Airways Corporation	New York/Barbados/New York	9-11-2014
9. VRG Linhas Aéreas S.A.	Brazil/Barbados/Trinidad & Tobago/Brazil	1-29-2015

Amended Licences

10. Air Canada	Montreal/Barbados/Montreal	5-06-2014
11. Air Canada	Toronto/Barbados/Toronto	5-06-2014
12. Air Canada	Montreal/Barbados/Montreal	12-06-2014
13. Air Canada	Toronto/Barbados/Toronto	12-06-2014

(3.) APPROVAL OF FARES, RATES AND OTHER CHARGES

The Authority processed fare applications as part of applications for licences as well as applications for fare ‘specials’ - reductions aimed at generating increased passenger activity.

(4.) PROCESSING OF APPLICATIONS FOR VARIATIONS TO SCHEDULES

During the year fourteen (14) airlines operated scheduled services into Barbados (see **Appendix III** attached).

The majority of these airlines submitted seasonal variations of schedules of operations. The Authority also processed ad hoc schedule changes, which arose as a result of unexpected operational or technical difficulties experienced by the airlines from time to time.

(5.) SCHEDULED SERVICES

The following scheduled services were provided during the reporting period:

(a.) Canada

Two airlines, Air Canada and WestJet, continued to operate in this market. Air Canada served both Toronto and Montreal, however services to Montreal were offered on a seasonal basis. WestJet continued to provide services to Toronto alone.

(b.) Commonwealth Caribbean Region

The carriers operating in the Caribbean region were Caribbean Airlines and LIAT. Together these airlines provided services to several Caribbean islands.

(c.) Europe

Condor remained the only scheduled airline serving the European market, providing twice weekly services between Barbados and Frankfurt, Germany. The airline also provided increased services during high peak periods.

(d.) United Kingdom

Airlines serving the United Kingdom were British Airways, Virgin Atlantic Airways and more recently Thomas Cook. Together these airlines provided services to two major UK cities - London and Manchester. Service to this region was boosted with the addition of a scheduled service between Barbados and Manchester, by Thomas Cook Airlines Limited which though traditionally a charter service, decided to offer scheduled services from winter 2013. The Thomas Cook operations also benefitted from connecting passengers from Frankfurt, Germany through a codeshare Agreement with Condor.

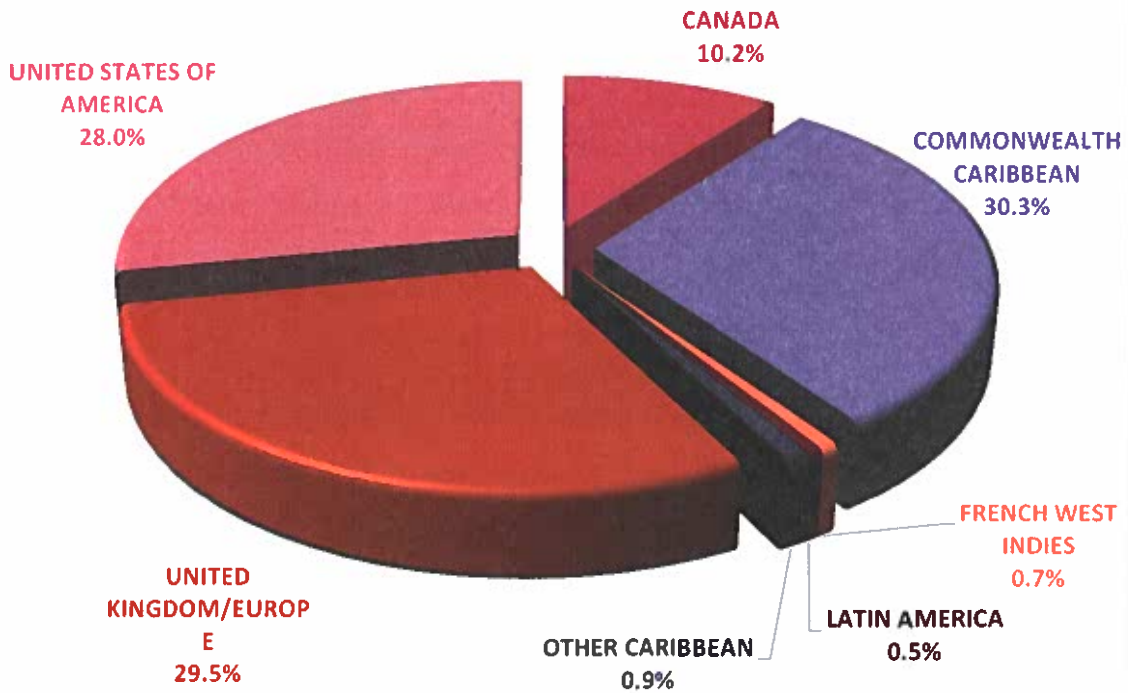
(e.) United States

The US market was served by three airlines - American Airlines, JetBlue and US Airways. The United States Cities served by these airlines were New York, Miami and Charlotte.

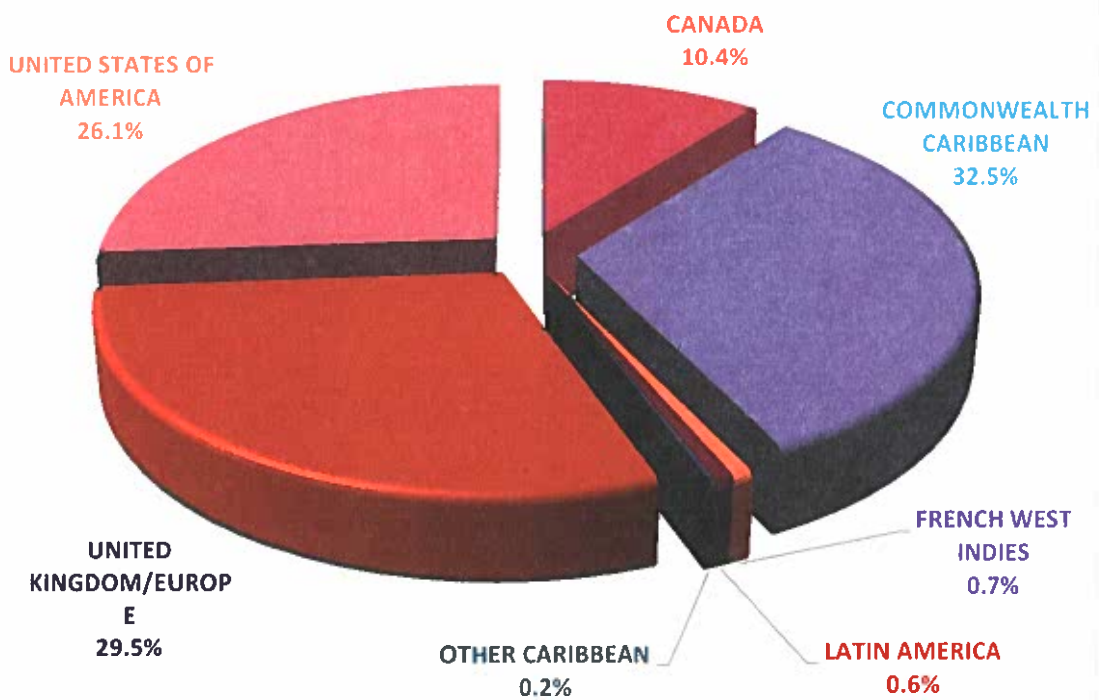
(f.) South America

GOL VRG Linhas Airlines continued to be the only airline operating on this route. It provided weekly services to Brazil.

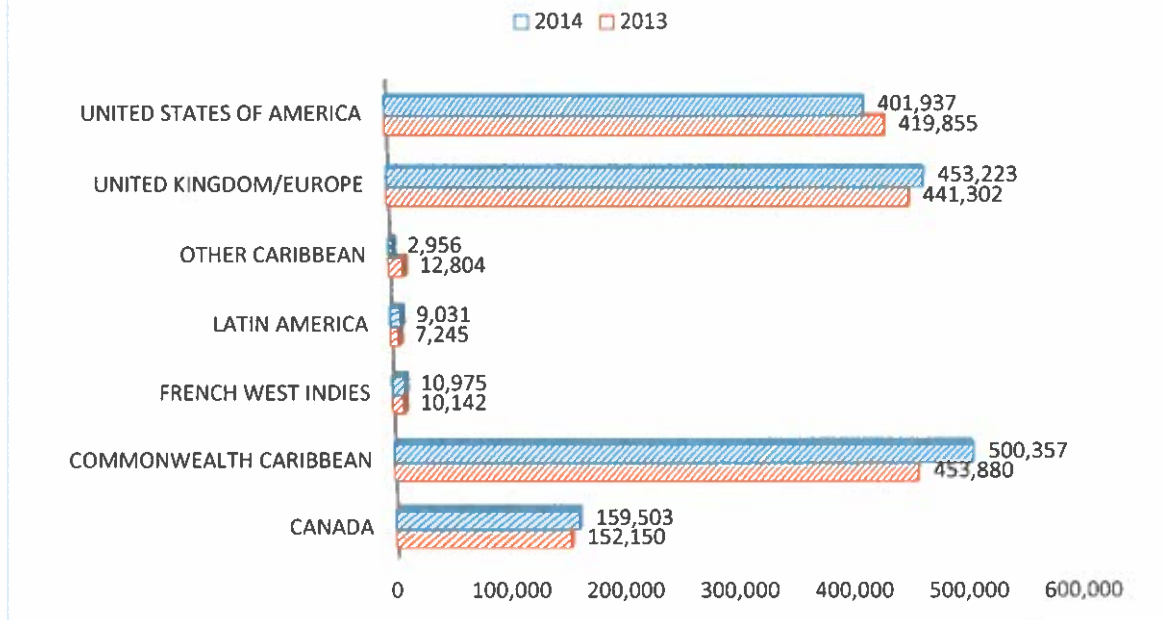
PASSENGER TRAFFIC BY REGION 2013



PASSENGER TRAFFIC BY REGION 2014



PASSENGER TRAFFIC BY REGION 2013 VS 2014



The pie chart entitled 'Passenger Traffic by Region 2014' shows that the highest percentage of passenger traffic originated in the Commonwealth Caribbean. This was followed closely by the United Kingdom /Europe. The lowest numbers were recorded by the Other Caribbean which comprises the islands of Anguilla, Canouan, Curacao, Santo Domingo, St. Croix, St. Maarten, St. Thomas and Tortola.

The bar chart entitled 'Passenger Traffic by Region 2013 vs 2014' compares the registered traffic in 2013 with that of 2014. It shows that only two regions registered decreases in passenger traffic during this period, the USA and the Other Caribbean. The USA registered a decrease of 1.9% and the Other Caribbean a decrease of 0.7%. Two regions, Latin America and the United Kingdom /Europe, maintained their position while all other regions showed increased traffic. Overall increases in passenger traffic amounted 2.2%.

This is in keeping with world figures quoted by the International Civil Aviation Organisation which reported that "in 2014 the total number of passengers carried on scheduled services rose to 3.3 billion, which is 5.5 per cent higher than last year. The

number of departures reached 33 million globally in 2014, a 2.1 per cent increase compared to 2013” (Annual Report of the ICAO Council: 2014).

APPENDIX I

SUB HEAD AND OBJ. NO.	HEAD 68 MINISTRY OF INTERNATIONAL BUSINESS AND INTERNATIONAL TRANSPORT	PROPOSED NEW BUDGET 2014/2015
	<u>334: REG. OF AIR SERVICE</u> <u>SUB-PROGRAM 336:</u> <u>ACTIVITY: AIR TRANSPORT</u> <u>LICENSING AUTHORITY</u>	
	<u>(CODE 68 334 336)</u> <u>OBJECT CLASSIFICATION</u>	
	TOTAL AIR TRANSPORT LICENSING AUTHORITY	298,449.00

FEES COLLECTED & LICENCES ISSUED**APRIL 1, 2015 TO MARCH 31, 2016**

Licence No	Airline	Route	Date Issued	Total Fees Paid
6-15-1	JetBlue Airways Corporation	Boston/Barbados/Boston	June 11, 2015	5,500.00
12-12-1 (AMENDED)	American Airlines Inc. and/or US Airways Inc.	Miami/Barbados/Miami	September 07, 2015	1,500.00
9-15-1	Fly Jamaica	Kingston/Barbados/Georgetown/Barbados/Kingston	Not Issued	5,682.19
9-15-2	Thomas Cook Airlines	Glasgow/Barbados/Glasgow	October 01, 2015	5,500.00
11-15-1	Virgin Atlantic International Ltd.	London/Barbados/London	November 24, 2015	5,500.00
2-16-1	JetBlue Airways Corporation	Fort Lauderdale/Barbados/ Fort Lauderdale	February 29, 2016	5,500.00
	Fly Always N.V.	Barbados/Guyana/St. Maarten		
	Aviation Partner S. de. R.L. C.V. (Easy Sky)	Barbados/St. Lucia/Antigua		

Total Funds collected as at March 31, 2016**BDS****\$29,182.19**

APPENDIX III

AIR TRANSPORT LICENCES VALID AS AT MARCH 31 2015			
	AIRLINES	LICENCE NO:	ROUTES
1	Air Canada	11-13-1 (2nd Amendment)	Toronto/Barbados/Toronto
	"	11-13-2 (2nd Amendment)	Montreal/Barbados/Montreal
2	American Airlines	12-12-1	Miami/Barbados/Miami
	"	6-13-1	New York/Barbados/New York
3	AMERIJET	7-14-10	Miami/Port-of-Spain/Barbados/Miami
4	British Airways PLC	12-11-06	London/Barbados/London
5	Caribbean Airlines	12-11-2 AMENDED	Port of Spain/Barbados/Port of Spain
	"	12-11-3 AMENDED	Port of Spain/Barbados/ Kingston/Barbados/Port of Spain
	"	12-11-4 AMENDED	Port of Spain/Georgetown/Barbados/Port of Spain
	"	12-11-5 AMENDED	Port of Spain/St. Lucia/Barbados/St. Lucia/Port of Spain
	"	2-12-02	Kingston/Barbados/Kingston
	"	4-12-1	Port-of-Spain/ Barbados/London/Barbados /Port-of-Spain
6	Condor Flugdienst	7-14-9	Frankfurt/Barbados/Frankfurt
7	Delta Air Lines Inc.	7-14-1	Atlanta/New York/Barbados/New York /Atlanta
8	VRG Linhas Aéreas Sa (GOL VRG)	6-10-1	Brazil/Barbados/Brazil
9	JetBlue	9-14-1	New York/Barbados/New York
10	LIAT	7-14-2	Barbados/Antigua/Barbados
	"	7-14-5	Barbados/Martinique/Barbados
	"	7-14-6	Barbados/San Juan/Barbados
	"	7-14-8	Barbados/St. Maarten/Barbados
11	Thomas Cook Airlines	10-13-1	Manchester/Barbados/Manchester
12	US Airways Inc.	12-11-1	Charlotte/Barbados/Charlotte
13	Virgin Atlantic	1-14-1	London/Barbados/London
	"	1-14-2	Manchester/Barbados/Manchester
14	WestJet	12-13-1	Toronto/Barbados/Toronto

TABLE I
PASSENGER TRAFFIC BY REGION
CUMULATIVE
2013 Compared to 2014

CITY	2013	2014	CHANGE	
			ABS	%
<u>CANADA</u>	152,150	159,503	7,353	4.83
MONTREAL	6,658	12,709	6,051	90.88
TORONTO	145,492	146,794	1,302	0.89
<u>COMMONWEALTH CARIBBEAN</u>	453,880	500,357	46,477	10.24
ANTIGUA	24,027	48,170	24,143	100.48
DOMINICA	54,860	49,271	-5,589	-10.19
GEORGETOWN	36,017	34,177	-1,840	-5.11
GRENADA	42,186	58,255	16,069	38.09
KINGSTON	22,897	20,457	-2,440	-10.66
PORT OF SPAIN	128,546	112,972	-15,574	-12.12
ST. KITTS	2,704	0	-2,704	-100.00
ST. LUCIA	51,606	81,819	30,213	58.55
ST. VINCENT	91,037	95,236	4,199	4.61
<u>FRENCH WEST INDIES</u>	10,142	10,975	833	8.21
MARTINIQUE	9,306	10,975	1,669	17.93
GUADELOUPE	836	0	-836	-100.00
<u>LATIN AMERICA</u>	7,245	9,031	1,786	24.65
SAO PAULO	7,245	9,031	1,786	24.65
<u>OTHER CARIBBEAN</u>	12,804	2,956	-9,848	-76.91
ANGUILLA	351	0	-351	-100.00
CANOUAN	6,757	0	-6,757	-100.00
CURACAO	345	0	-345	-100.00
SANTO DOMINGO	70	0	-70	-100.00
ST. CROIX	28	0	-28	-100.00
ST. MAARTEN	3,615	2,956	-659	-18.23
ST. THOMAS	157	0	-157	-100.00
TORTOLA	1,481	0	-1,481	-100.00
<u>UNITED KINGDOM/EUROPE</u>	441,302	453,223	11,921	2.70
FRANKFURT	30,051	30,156	105	0.35
LONDON	358,357	354,388	-3,969	-1.11
MANCHESTER	52,894	68,679	15,785	29.84
<u>UNITED STATES OF AMERICA</u>	419,855	401,937	-17,918	-4.27
CHARLOTTE	8,408	10,391	1,983	23.58
MIAMI	226,531	230,749	4,218	1.86
NEW YORK	184,052	160,797	-23,255	-12.64
SAN JUAN	864	0	-864	-100.00
TOTAL	1,497,378	1,537,982	40,604	2.71

