



MINISTRY OF
ECONOMIC AFFAIRS
& INVESTMENT

Barbados Economic & Social Report • 2024 •





TABLE OF CONTENTS

Abbreviations	i
Executive Summary	13
I. International and Regional Economic Developments	18
II. The Barbados Economy	22
A. Gross Domestic Product	23
B. Balance of Payments	25
C. Fiscal Developments and Public Finances	29
D. Employment, Inflation and Labour Market	39
E. Sectoral Performance and Policy Development	36
I. Tourism (Accommodation and Food Service Industry)	46
II. Industry and Manufacturing	58
III. Agriculture and Fishing	59
IV. International Financial and Business Services	74
V. Energy and Public Utilities	78
VI. Transportation	78
VII. Construction	85
F. Money, Banking and Capital Markets	102
G. Commerce and Consumer Affairs	107
H. Public Sector Investment Programme (PSIP)	109
III. The Emerging Economy	114
A. The Environmental Sector	115
B. The Renewable Energy Sector	124

C. Creative Economy and Culture	130
D. Micro, Small and Medium Enterprise Sector	132
IV. Special Feature - Geopolitical Disruptions	136
V. Social Sector Developments	140
A. Education and Training	141
B. Youth, Sports and Community Empowerment	145
C. Population	154
D. Health	156
E. Law And Order	164
F. Social Services	176
G. Special Development Projects Under the Prime Minister's Office	194
VI. Foreign Policy, International Relations And Aid	198
A. Resilience and Sustainable Development	199
B. International Trade Policy and Foreign Relations	201
C. Official Development Assistance - UNDP	206
VII. Economic Outlook for 2024	212
VIII. Statistical Appendices	216

FIGURES

Figure 1:	Global GDP Growth: Actuals and Projections	20
Figure 2:	Direction of Trade Imports (c.i.f) 2021-2024	26
Figure 3:	Direction of Trade Exports (f.o.b) 2021-2024	28
Figure 4:	Visible Trade Balance 2017-2024	29
Figure 5:	Public Revenue and Expenditure April - December 2019-2024	30
Figure 6:	Share of Tax Revenues April - December 2019-2024	31
Figure 7:	Direct Taxes April - December 2019-2024	31
Figure 8:	Indirect Taxes April - December 2024	32
Figure 9:	Share of Expenditure April - December 2019-2024	34
Figure 10:	Current Expenditure April - December 2019-2024	35
Figure 11:	Gross Public Sector Debt 2017-2024	38
Figure 12:	Barbados Debt-For-Climate Resilience Swap 2024	39
Figure 13:	Inflation Over 2019 to 2024	43
Figure 14:	Commercial Banks' Total Deposit Liabilities 2020-2024	103
Figure 15:	Commercial Banks' Loan & Advances to Private Non-Financial Corporations by Select Sectors 2020-2024	103
Figure 16:	Commercial Banks Loans and Advances 2020-2024	104
Figure 17:	Credit Union Total Assets 2020-2024	105
Figure 18:	Trading Activity by Market 2023-2024	106
Figure 19:	Patient Visits by Clinic for 2024	158
Figure 20:	Health Service Contribution Receipts FY 2019/20 to FY2024/25	161
Figure 21:	Total Number of Crimes for 2022-2024	165
Figure 22:	Total Referrals 2024	184
Figure 23:	Number and Gender of Abused Children 2024	184

TABLES

Table 1:	Indicators of Economic Performance in Advanced Economies 2023-2024	21
Table 2:	Gross Domestic Product at Constant (BBD\$ Millions, Constant Prices)	24
Table 3:	Balance of Payments 2019-2024	25
Table 4:	Revenue Generated from the Health Service Contribution Levy FY 2019/20 - 2024/25	33
Table 5:	Financing Requirement April - December 2023-2024	36
Table 6:	Employment by Major Industrial Division in Third Quarter of 2024	40
Table 7:	Industrial Relations in 2024	44
Table 8:	Activities of the Occupational Safety and Health Section	44
Table 9:	Stay-Over Visitors by Month - Jan to Dec 2020-2024	48
Table 10:	Stay-Over Arrivals by Market - Jan to Dec 2020-2024	49
Table 11:	Arrivals by Purpose of Visit - Jan to Dec 2020-2024	51
Table 12:	Estimated Total Seats by Markets 2020-2024	52
Table 13:	Average Hotel Occupancy (%) Jan-Dec 2023-2024	53
Table 14:	Average Daily Rate (ADR) Jan-Dec 2023-2024	54
Table 15:	Average Revenue per Available Room (REVPAR) Jan-Dec 2023-2024	55
Table 16:	Cruise Passenger Arrivals / In Transits by Month January-December 2020-2024	56
Table 17:	STAP Disbursements BDS\$ for 2023 and 2024	58
Table 18:	Livestock and Dairy Production ('000 kgs) 2020-2024	60
Table 19:	Select Vegetable Production 2020-2024 ('000 kgs)	62
Table 20:	Root Crop Production ('000 kgs) 2020-2024	63
Table 21:	Livestock and Dairy Product Imports ('000 kgs) 2020-2024	64
Table 22:	Vegetable Imports ('000 kgs) 2020-2024	65
Table 23:	Root Crop Imports ('000 kgs) 2020-2024	66
Table 24:	Estimated Fish Landing for 2023 & 2024 (tonnes)	69
Table 25:	Fishing Fleet by Type 2023-2024	72
Table 26:	New Company Formation and Entities Licensed 2022-2024	74
Table 27:	Double Taxation Agreements (DTAs) in Force	76
Table 28:	Bilateral Investment Treaties (BITs)	77
Table 29:	Barbados Transport Board Bus Fleet 2020-2024	80
Table 30:	Barbados Transport Board Ridership Calendar Years 2020- 2024	82
Table 31:	Operations at the Bus Terminals in 2023	82
Table 32:	Permits by Category of Hired Vehicle Years in 2023 & 2024	83
Table 33:	Vehicle Accident Claims for the period 2022-2024	84
Table 34:	No. of Private Dwelling Units Completions and Commercial Property Completions / Refurbishments by Parish in 2023 and 2024	85
Table 35:	Number of Land- Use Application by Category in 2024	86
Table 36:	Status of Housing Projects Conducted by NHC in 2024	92
Table 37:	Status of the General's Funds Loans Programmes in 2024	93
Table 38:	Status Of Select MTW Capital Work Programme (CAF, Complant & Residential Road Construction & Maintenance Services) in December 2024	95
Table 39:	Status of Select MTW Capital Works Programme (Accelerated Road Works Programme Phase1) in December 2024	97

TABLES

Contd.

Table 40:	Status of Select MTW Capital Work Programme (Accelerated Road Works Programme Phase1 Cont. & PHASE 2) in December 2024	98
Table 41:	Status of Select MTW Capital Work Programme (Highway Construction and Maintenance & Tenantry Road) in December 2024	100
Table 42:	Works Conducted Under the Capital Works Programmes and Associated Expenditure	102
Table 43:	Index and Market Capitalisation Year on Year 2023-2024	106
Table 44:	Price Monitoring Surveys for 2024	107
Table 45:	Enforcement of National Standards	108
Table 46:	Detentions and Releases	108
Table 47:	The Expenditure for the Programmes under Resource Protection and Monitoring	118
Table 48:	The Building Development applications processed in 2024	118
Table 49:	Proposal for the Allocation of GEF 8 STAR Financial Resources	120
Table 50:	Activity by Fund Access by Month During 2024	133
Table 51:	Approved Education Expenditure 2020/2021 to 2024/2025	142
Table 52:	Entrepreneurship and Business Management Training Delivered by YES 2024	146
Table 53:	Barbados Youth Advance Corps participants by Cohort 2019-2024	149
Table 54:	Population Indicators 2000-2024	155
Table 55:	Health Expenditure by Programme 2021/22 to 2024/25	156
Table 56:	Major Categories of Criminal Offences from 2022-2024	166
Table 57:	Crimes Committed with the Use of Firearms 2022-2024	167
Table 58:	Comparison of Different Drug Offences and the Corresponding Reported Cases 2022 to 2024	168
Table 59:	Performance Indicators FY 2018/19 to 2023/24	176
Table 60:	Monetary Assistance Provided 2016-2024	179
Table 61:	Monthly and Average Attendance at Government Daycare Facilities 2024	182
Table 62:	Child Care Board Programme Costs 2024	185
Table 63:	Home Care Programme Beneficiaries 2024	186
Table 64:	Social Spend Report - January to December 2024	188
Table 65:	Capital Works Programmes and Associated Expenditure 2023 and 2024	192

ABBREVIATIONS

ADR	Average Daily Rate
AI	Artificial Intelligence
API	Application Programming Interface
BAC	Barbados Accreditation Council
BCC	Barbados Community College
BCGTI	Barbados Construction Gateway Training Initiative
BDF	Barbados Defence Force
BDSPHL	Best-dos Santos Public Health Laboratory
BECCS	Barbados Employment and Career Counselling Service
BERT2	Barbados' Economic Recovery and Transformation 2022 Plan
BESS	Battery Energy Storage Systems
BGIS	Barbados Government Information Service
BIDC	Barbados Investment Development Corporation
BIMAP	Barbados Institute of Management and Productivity
BLA	Barbados Licensing Authority
BMA	Barbados Manufacturing Association
BMS	Barbados Meteorological Services
BNSC	Barbados National Student Council
BRA	Barbados Revenue Authority
BSE	Barbados Stock Exchange
BSO	Business Support Organisations
BTA	Barbados Transport Authority
BTB	Barbados Transport Board
BTFL	Barbados Trust Fund Limited
BTMI	Barbados Tourism Marketing Inc.
BVTB	Barbados Vocational Training Board
BWA	Barbados Water Authority
BYAC	Barbados Youth Advance Corps
CAF	Corporacion Andina de Fomento (Development Bank of Latin America)
CALC	Country Assessment of Living Conditions
CAPE	Caribbean Advanced Proficiency Examinations
CARICOM	Caribbean Community
CARPHA	Caribbean Public Health Agency
CBB	Central Bank of Barbados
CBD	Convention on Biological Diversity
CBER	Conserving Barbados' Endemic Reptiles
CCCCC	Caribbean Community Climate Change Centre
CDB	Caribbean Development Bank
CDM	Comprehensive Disaster Management
CFATF	Caribbean Financial Action Task Force
CIF	Cost, Insurance and Freight
CJRP	Criminal Justice Research and Planning Unit

ABBREVIATIONS

Contd.

COVID	Coronavirus SARS-CoV2 Disease
CLIA	Cruise Lines International Association
CPB	Cartagena Protocol for Biosafety
CPD	Consumer Protection Division
CPTED	Crime Prevention through Environmental Design
CSEC	Caribbean Secondary Education Certificate
CSME	CARICOM Single Market and Economy
CTSP	Corporate and Trust Service Providers
CVF-V20	Climate Vulnerable Group/Vulnerable Group of 20
CXC	Caribbean Examinations Council
CZMU	Coastal Zone Management Unit
DAE	Direct Access Entities
DCCA	Department of Commerce and Consumer Affairs
DEM	Department of Emergency Management
DPL	Development Policy Loan
DTA	Double Taxation Agreement
ECGF	Enhanced Credit Guarantee Fund
EFF	Extended Fund Facility
EGFL	Enterprise Growth Fund Limited
EGS	Environmental Goods and Services
EHD	Environmental Health Department
EIB	European Investment Bank
EPD	Environmental Protection Department
ESEP	Education Sector Enhancement Program
ETMU	Education Technical Management Unit
ETTC	Erdiston Teachers' Training College
EU	European Union
EV	Electronic Vehicle
EVR	Electronic Vehicle Registration
FCP	Foreign Currency Permits
FISIM	Financial Intermediation Services Indirectly Measured*
FIU	Financial Intelligence Unit
FTC	Fair Trading Commission
FY	Fiscal Year
GAIA	Grantley Adams International Airport
GBF	Kungming-Montreal Global Biodiversity Framework
GCF	Green Climate Fund
GCFI	Gulf and Caribbean Fisheries Institute
GDP	Gross Domestic Product
GEF	Global Environment Facility
GIR	Gross International Reserves
GISRS	Global Influenza Surveillance and Response System

ABBREVIATIONS

Contd.

GOB	Government of Barbados
GRULAC	Group of Latin America and Caribbean Countries
H-NAP	Health National Adaptation Plan
HPV	Human Papillomavirus
IAS	Invasive Alien Species
IBRD	International Bank for Reconstruction and Development
ICJ	International Court of Justice
ICSS	International Classification of Crime for Statistical Purposes
ICZM	Integrated Coastal Zone Management
IDB	Inter-American Development Bank
IE	Inclusive Education
IEP	Individualised Education Plans
IMF	International Monetary Fund
INTERPOL	The International Criminal Police Organization
IPCC	Inter-governmental Panel on Climate Change
IRRP	Integrated Resource and Resilience Plan
ISEE	Identification, Stabilisation, Enablement, and Empowerment
JRCC	Joint Regional Command Centre
LRU	Ladymeade Reference Unit
MEA	Multilateral Environmental Agreements
MENB	Ministry of Environment and National Beautification
METVT	Ministry of Education, Technological and Vocational Training
MHLM	Ministry of Housing, Lands and Maintenance
MHW	Ministry of Health and Wellness
MIST	Ministry of Industry, Innovation, Science and Technology
MLF	Multilateral Fund
MPEA	Ministry of the People Empowerment and Elder Affairs
MSME	Micro, Small and Medium Enterprises
MTW	Ministry of Transport and Works
MHEWS	Multi-Hazard Early Warning Systems
NAB	National Assistance Board
NACOSH	National Advisory Committee on Occupational Health and Safety
NAP	National Action Plan
NATO	North Atlantic Treaty Organization
NBSAP	National Biodiversity Strategy and Action Plan
NCD	Non-Communicable Diseases
NDC	National Determined Contribution
NEB	National Employment Bureau
NGO	Non-Governmental Organisation
NHAC	National HIV/AIDS Commission
NISS	National Insurance and Social Security Service
NMHEWS	National Multi-Hazard Early Warning System

ABBREVIATIONS


Contd.

NNC	National Nutrition Centre
NPL	Non-Performing Loans
NCSA	National Council on Substance Abuse
NHCA	Natural Heritage Conservation Area
NNC	National Nutrition Centre
NSC	National Sports Council
NSOP	National Standard Operating Procedures
NTI	National Transformation Initiative
OECD	Organisation for Economic Co-operation and Development
OECS	Organisation of Eastern Caribbean States
PAHO	Pan-American Health Organization
PCB	Pesticides Control Board
PET	Police Enrichment Time
PEU	Project Execution Unit
PMCU	Project Management Coordination Unit
PMO	Prime Minister's Office
PDD	Planning and Development Department
PRC	People's Republic of China
PSA	Prostate Specific Antigen
PSIP	Public Sector Investment Programme
PWD	Persons with Disabilities
QEH	Queen Elizabeth Hospital
R2RP	Roofs to Reefs Programme
RAC-REMPEITC	Regional Marine Pollution Emergency, Information and Training Centre
RDC	Rural Development Commission
RE	Renewable Energy
REMDAP	Regional Environmental Monitoring Data Portal
RETOS	Readiness Evaluation Tool for Oil Spills
REVPAR	Revenue per Available Room
RFID	Radio Frequency Identification
RSF	Resilience Sustainability Facility
SBA	Small Business Association
SBDC	Small Business Development Centres
SDG	Sustainable Development Goals
SEED	Student Entrepreneurial Empowerment Programme
SIDS	Small Island Developing States
SJPI	Samuel Jackman Prescod Institute
SMARTER	Sustainable Management and Resilient Thinking for our Energy Revolution
SOE	State Owned Enterprises
SSA	Sanitation Service Authority
SSFA	Small Scale Funding Agreement
SSU	Student Support Services Unit

ABBREVIATIONS

Contd.

STAR	System for Transparent Allocation of Resources
STD	Sexually Transmitted Diseases
STI	Sexually Transmitted Infections
SPAW	Specially Protected Areas and Wildlife in the Wider Caribbean Region
TBPS	The Barbados Police Service
TVET	Technical and Vocational Education and Training
UDC	Urban Development Commission
UK	United Kingdom
UN	United Nations
UNCCD	United Nations Convention to Combat Desertification and Drought
UNCLOS	United Nations Convention on the Law of the Sea
UNDAF	United Nations Development Assistance Framework
UNDP	United Nations Development Programme
UNDRR	United Nations Disaster Risk Reduction
UNESCO	United Nations Educational, Scientific and Cultural Organization
UNEP	United Nations Environment Programme
UNFCCC	United Nations Framework Convention on Climate Change
UNICEF	United Nations International Children Emergency Fund
UNIDO	United Nations Industrial Development Organization
UNWTO	United Nations World Tourism Organization
UPU	Universal Postal Union
US	United States
USA	United States of America
UWI	University of the West Indies
VAT	Value Added Tax
WHO	World Health Organization
YES	Youth Entrepreneurship Scheme



Executive Summary

In the global economy growth remained stable as some regions experienced improvement while others regressed. Global Real GDP growth fell slightly from 3.3 percent in 2023 to 3.2 percent while in advanced economies it grew slightly from 1.7 percent to 1.8 percent and fell from 4.4 percent in 2023 to 4.2 percent in 2024 in emerging economies.

Within the global economy there is a significantly high degree of uncertainty as geopolitical disruptions threaten to significantly impede the sustained development of small economies in various ways. These disruptions may result in direct economic consequences, as well as longer-term effects on stability, growth, and overall progress and cause associated problems to occur further compounding their ability to achieve sustained development and growth.

Growth in global trade was US\$33 trillion in 2024, US\$1 trillion more than the previous year. This was largely attributable to a seven percent rise in trade in services, which contributed US\$500 billion to the overall expansion. In the midst of looming geo-political tensions and protectionary policies, solid demand and improving business climate conditions facilitated steady growth in the most advanced countries, which predominantly drove aggregate trade growth. Steady global inflation, easing interest rates in advanced economies, and a gradual recovery in consumer and tourism spending were key factors that supported an improved current account.

While the fight against inflation has been impactful as global headline inflation fell to 5.8 percent this year, from 6.7 percent in 2023, prices on goods have steadied and service price inflation remains high.

In 2024, real GDP growth in the Caribbean rose from 7.5 percent to 11.9 percent while real GDP growth in tourism dependent countries generally fell slightly from 3.0 percent to 2.8 percent. In commodity exporting countries real GDP rose to 22.7 percent from 14.3 percent the previous year with Guyana's real GDP growth being the major contributor moving from 33 percent to 43.8 percent with Suriname and Trinidad and Tobago recording marginal increases.

Artificial Intelligence (AI) can also play a transformative role in helping Small Island Developing States (SIDS) formulate and implement national policies for sustained development and resilience to the climate crisis as the



debt as a percentage of GDP in the Caribbean continues on its downward trajectory at 53.2 percent, down from 59.6 percent in 2023.

The Government of Barbados remained committed to fiscal prudence throughout the fiscal year 2024/25 as the country nears the final phase of its current partnership with the IMF. Significant structural reforms inclusive of the strengthening of tax and customs administration, public pension reform, and the consolidation of State-Owned Enterprises, along with targeted revenue mobilisation measures have contributed to the enviable performance of fiscal operations during the period.

This performance was sustained by improved corporation tax receipts as total revenues surpassed total expenses by \$224.8 million for the first nine months of the fiscal year 2024/25 reflecting a fiscal surplus of 1.5 percent of GDP. This was a noticeable improvement over the 7.7 million previously registered.

Furthermore, increased corporate tax receipts and a 145 percent expansion of cross-border credits in transfers due to the implementation of a new accounting framework for the insurance sector caused the current account balance to reduce from -\$1,155.2 million in 2023 to -\$641 million in 2024, a 45 percent decline from the previous year, the lowest balance recorded since 2020.


Current and capital expenditures both increased by \$154.9 million and \$162.9 million respectively from the previous fiscal year primarily due to higher outlays in goods and services, debt interest, transfers to public institutions, infrastructural spending on a new geriatric hospital, land acquisition for schools, and a digital innovation hub.

The increase in domestic interest expense for the fiscal period of \$14.7 million was attributed to the step-up nature of restructured domestic bonds, as well as the issuance of treasury bills and Barbados Optional Savings Scheme (BOSS+) bonds.

Robust fiscal management and primary surpluses in the last few years have shaped the downward trajectory of public-sector debt which has declined by 6.3 percentage points from December 2023 to yield 103 percent by the end of 2024. A \$130.5 million reduction in domestic debt, and the retirement of a 2029 external bond valued at \$155.3 million as a result of the debt-for-nature swap executed in 2022 contributed to the regression of debt stock.

These efforts have created fiscal space, reduced interest obligations, and allowed Barbados to channel investment in critical climate resilience infrastructure by

completing the world's first debt-for-climate resilience swap. The facilitation of this innovative financial structure allowed for the swapping of high-interest bonds held by the government for primarily low-interest domestic securities giving the government the fiscal space to generate and allocate over \$250 million towards sewage treatment plant upgrades that should boost water supplies and reduce the amount of pollution. This additional fiscal space also allows investments to reduce water losses and improve the sewer system.



International tourism virtually recovered (99 percent) to pre-pandemic levels in 2024, with most destinations exceeding 2019 numbers. The global cruise industry registered sustained growth which was fuelled by rising demand for new vessels and creative travel routes. A key element in this revival is the marked increase in reservations from younger travellers and substantial economic contributions and investments in cutting-edge technologies and sustainable practices.

Steady growth was reported in the Caribbean tourism sector driven by strong US travel demand and increasing interest from Canada during the first three quarters of 2024. This growth was aided by improved air connectivity, new routes, and more frequent flights, along with measures to reduce seasonality. It was estimated that the Caribbean region experienced around 26.0 million international tourist arrivals from January to September 2024. This represents a growth of 6.7 percent, or an additional 1.6 million trips, compared to the same timeframe in 2023.

The tourism industry in Barbados also experienced significant growth with long-stay arrivals increasing by 10.7 percent due to increased airline capacity, cricket tours and the Crop Over Festival with the US market being the

primary driver of growth with arrivals increasing by 29.2 percent, Canada and CARICOM experienced increases of 13.0 percent and 4.7 percent, respectively as UK arrivals decreased by 2 percent and other European visitors fell by 1.7 percent due to reduced air travel capacity.

The number of cruise passengers surged by 40.8 percent, totalling 621,878 visitors boosted by 53 extra cruise ship calls due to the resumption of summer cruise operations following a two-year pause.

Air connectivity is vital for tourism demand and economic performance and Barbados has made significant strides in increasing airlift capacity from the USA with an average annual increase of 22.4 percent in airlift capacity since 2015, excluding the pandemic years of 2020-2024. This growth has led to an 8.8 percent annual increase in long-stay arrivals which was 11.7 percent higher than the previous peak in 2019.

The yield in the sugar crop for 2024 was approximately 101,455.51 tonnes of canes. A decrease of five percent or 8,038.20 tonnes of canes less than what was produced in 2023. The total amount of cane harvested was approximately 6,562.99 acres, an increase of five percent or 295.37 acres more than in 2023.

The amount of sugar produced during the period under review was approximately 4,250 tonnes, a significant decrease of forty-one percent or 2,980.73 tonnes of sugar less than the sugar produced in 2023. Cotton which was solely produced by the Ministry of Agriculture, Food and Nutritional Security (MAFS) yielded 150 pounds of seed cotton from four acres planted.

During 2024, overall livestock production decreased by three percent, but pork and poultry recorded an increased estimated production level of three percent for both commodities. Comparatively, livestock commodities such as turkey and mutton fell by 36 and 31 percent respectively, while milk, eggs and beef declined by 22, nine and three percent respectively when compared to the previous year. Overall, selected

vegetable crop production decreased by five percent in 2024 when compared to 2023. Figs, runcifers, paw paw, marjoram and beets production increased by three, 42, 24, 76, and 74 percent respectively as a significant increase in production was recorded when compared to the previous year.

The presence of Sargassum influxes continued to negatively impact the island's flying fish in 2024 and the reduced concentration of flying fish also reduced the numbers of predatory species such as dolphinfish within the fishing range of the fishing vessels.

Of much greater concern to the fisheries sector was the impact of Hurricane Beryl which devastated the fishing fleet and also had a significant impact on potential fish catches. Indeed, it is quite impressive that the landings of some species such as tunas remained at commendable levels while species such as flying fish increased over last year's levels, albeit though still well below historic levels due to the sargassum impacts.

The observed increase in landings of some species reported such as sharks and small tunas may be partially attributed to the improved landings data collection program and to incidences of fishing around anchored Fish Aggregating Devices (aFADs).

The Ministry of Health and Wellness continued to be committed to undertaking the issue of Non-Communicable Diseases (NCDs) and to improve the provision of strengthened mental health services through strategic policies and programmes.

The budget allocated to the Ministry of Health and Wellness for hospital services, primary health care services and care of the elderly represented a decline of \$34.5 million or 9.8% in comparison to the previous year which was \$351.6 million.

The construction industry recorded a sizable expansion, with real domestic product increasing from BDS \$463.3 million in 2023 to BDS\$496.0 million. The favourable performance of the industry was



attributed to the ongoing implementation of the Government's Capital Road Work programme and developments in the Tourism sector which offset declines registered in housing and other commercial entities.

An estimated number of 1,460 completed private dwellings were recorded, representing a decline by 515 dwellings (or 26.1 percent) from the previous year. Reductions were also observed in the number of completions recorded in all parishes except for St. Joseph, where six (6) more private dwellings were completed than the 32 properties reported in the previous period. Most of the construction of private dwellings occurred in the parishes of Christ Church (386), St. Michael (321), St. Philip (213) and St. James (147); accounting for approximately 73.1 percent of the completed private dwellings.

Likewise, there were also reductions in the number of refurbished or constructed commercial enterprises which fell from 1,974 properties in 2023 to 1,530 properties in 2024.

Furthermore, the Country Planning and Development Department received 1,744 land-use applications which were submitted across various land-use categories with residential applications dominating with 1,608 submissions, representing 92.2 percent of the total applications.

Crude oil and natural gas production decline by five and 13 percent respectively during the 2022-2023 reporting period, which was followed by a further 16 percent decline in gas production in 2023-2024, while oil production increased by less than 0.5 percent in the same period.

The decline was a direct result of natural and mechanical declines in the Woodbourne field with no new wells having been added. In the second FY, there was a combination of recompletion of one well, production of shut-in temporarily abandoned wells which had recharged, and additional work performed under the enhanced recovery and cementation work. The oil production from the well was significant but the volume of associated gas was small as was the case in the temporarily abandoned wells. This explained the moderate decline in the gas stream.

Crude Oil sales for the 2022/23 FY stood at 139,725 bbls and increased marginally by 0.3 percent in 2023/24 to 140,121. Gas sales increased in response to the increased appetite for travel and tourism following the ending of the pandemic. For FY 2023/24 gas sales returned to almost pre-pandemic levels and grew by 9 percent and then by 4 percent in the respective reporting periods.

Similarly, sales of LNG also increased by 6 percent and then by 22 percent; from 365,667 to 446,221 mcf per FY year. Field gas increased by 14 percent then decreased by 27 percent. A comparison of the relative contributions of gasified LNG and field gas to Sales during the two financial years shows significant changes.

Seven (7) new Corporate and Trust Service Providers (CTSPs) were licensed in 2024 representing a slight increase from the four (4) licensed for 2023 and the Renewals for CTSPs increased modestly from 109 licensed in 2023 to 116 licensed in 2024. A total of seventy-nine (79) new Trusts were registered under the Miscellaneous Provisions Act 2018-49 in 2023 representing a significant increase from three (3) in 2023 while one (1) Private Trust Company (PTC) was renewed in 2023, and no new PTCs were recorded. In 2024, 314 new Foreign Currency Permits (FCPs) were issued in comparison with 288 FCPs in 2023. In addition, 2,151 FCPs were renewed compared to 2,258 FCPs in 2023.

The Government remained focused on investing in climate-resilient infrastructure to reduce capital and output losses in the event of natural disasters to redress any adverse impact on drainage and road networks.

The financial sector due to improvements in deposits in global business and credit expansion to households, manufacturing and real estate remained resilient. The capital adequacy ratio remained strong despite decreasing slightly from 20.9 to 20.1 percent and the excess cash ratio declined from 26.6 to 21.9 percent reflected mixed trends in terms of liquidity.

Non-performing loans in the sector also declined from 5 percent to 4.1 percent echoing improved credit facilitation and growth in the credit union movement continued its upward movement as membership, savings and loans all increased. The stock exchange overall recorded declines in both volume and value by 59 percent and 46 percent respectively.

Notably, Government's Public Sector Investment Programme (PSIP) continued to have a robust year of growth with major investments concentrated in the areas of Infrastructure, Energy, Roads, Education, Water and Institutional Strengthening and Capacity Building.

The Government of Barbados sustained its investment in education which was demonstrated through increased financial allocations to Primary, Secondary and Tertiary Education. Primary Education was allocated \$181.8 million which represented an increase of 15.9 percent



when compared with the previous year's allocation, while Secondary Education received \$177.8 million, an increase of 10.8 percent and Tertiary Education was allocated \$198.8 million representing an increase of 7.2 percent in comparison with the previous financial year. Nursery Education received \$61,498 for the fourth straight financial year and a significant increase was recorded in the allocation to ESEP/School Digital Technologies Programme up from the \$4.4 million in the financial year 2023/2024 to \$10.9 million in the financial year 2024/2025.



INTERNATIONAL AND REGIONAL
ECONOMIC DEVELOPMENTS

Section One

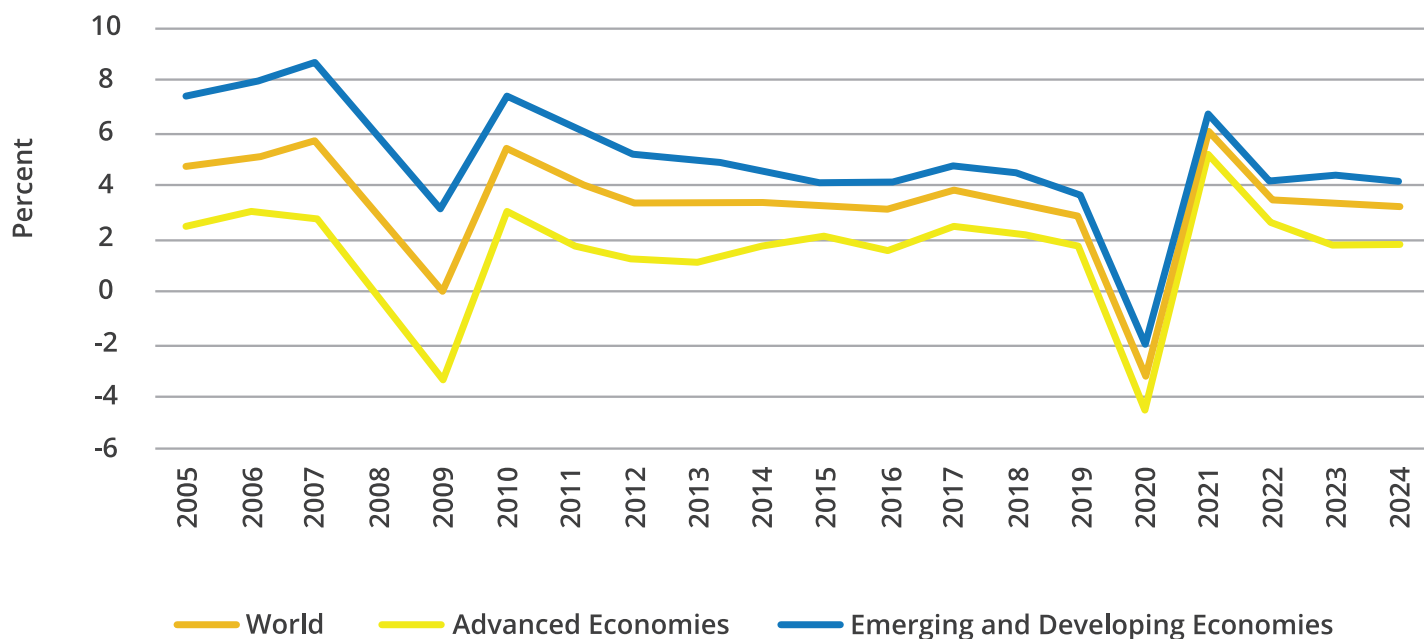
International & Regional Economic Developments

Global growth remained stable in 2024 as some regions experienced improvement while others regressed. Global Real GDP growth fell slightly from 3.3 percent in 2023 to 3.2 percent in 2024. In advanced economies, Real GDP growth grew slightly from 1.7 percent in 2023 to 1.8 percent this year while it fell from 4.4 percent in 2023 to 4.2 percent in 2024 in emerging economies. The fight against inflation has been impactful as global headline inflation fell to 5.8 percent this year, from 6.7 percent in 2023. However, while prices on goods have steadied, service price inflation remains high.



THE INTERNATIONAL ECONOMY

Figure 1: Global GDP Growth: Actuals and Projections 2005 - 2024



SOURCE: IMF World Economic Outlook 2024

Advanced Economies

Some advanced economies benefitted from the disinflation procedures implemented as energy prices fell faster than expected and employment was not heavily impacted due to increased labour supply. Domestic demand in the United Kingdom also boosted their growth to 1.1 percent from 0.3 percent the previous year. However, growth was affected as Germany and Italy experienced falloffs in manufacturing and Japan's supply disruptions outweighed its tourism expansion.



Table 1: Indicators of Economic Performance in Advanced Economies 2023-2024

Country	Real GDP (% change)		Unemployment Rate (Annual Avg.) (% change)		Consumer Price Index (% change)	
	2023	2024e	2023	2024e	2023	2024e
United States	2.9	2.8	3.6	4.1	4.1	3.0
Japan	1.5	-0.2	2.6	2.6	2.5	3.3
Germany	-0.3	-0.2	3.0	3.4	6.0	2.4
France	1.1	1.1	7.4	7.4	5.7	2.3
Italy	0.7	0.6	7.7	7.0	5.9	1.3
U.K	0.3	0.9	4.0	4.3	7.3	2.6
Canada	1.5	1.3	5.4	6.2	3.9	2.4

SOURCE: IMF World Economic Outlook 2024.

Emerging and Developing Economies

The emerging and developing countries' susceptibility to the impact of weather conditions, supply chain and production disruptions and civil unrest, had an undesirable impact on growth in 2024 and downward revisions for 2025 especially in the middle East, Central Asia and sub-Saharan Africa. The effects of China's protracted property sector's contraction can have global implications given China's global impact on trade, however, growth in China has only marginally declined. GDP growth in India also declined as the demand accumulated during the pandemic waned.

Regional Developments

Real GDP growth in the Caribbean rose from 7.5 percent in 2023 to 11.9 percent in 2024. Tourism dependent countries' real GDP growth fell slightly from 3.0 percent to 2.8 percent in 2024 with countries such as Barbados and Dominica experiencing marginal falls while others like Antigua and Barbuda, Belize and St. Kitts and Nevis recorded varying increases. On the other hand, commodity exporting countries' real GDP rose to 22.7 percent from 14.3 percent the previous year. Guyana was the major contributor to this, moving from 33 percent in 2023 to 43.8 percent in 2024 and Suriname and Trinidad and Tobago recording marginal increases.

Debt as a percentage of GDP in the Caribbean as a whole is continuing on its downward trajectory as it stood at 53.2 percent, down from 59.6 percent in 2023. In tourism dependent countries, all but Dominica, Grenada and St. Vincent and the Grenadines experienced lower debt-to-GDP ratios than in the previous year, and the increases in the aforementioned countries were marginal. The ratio was 75.7 percent of GDP by the end of the year, down from 80.4 percent in 2023. The debt-to-GDP ratio in commodity exporting countries fell slightly to 47.5 percent from 48.4 percent in the previous year as Guyana and Suriname experienced slight decreases while Trinidad and Tobago recorded a marginal increase.

The relentless battle to keep prices down in the Caribbean has seen positive results as inflation fell between 2023 and 2024 in the tourist dependent nations from 4.3 to 3.5 percent and from 4.8 to 3.8 percent in commodity exporting countries. Most tourism dependent countries recorded falling inflation rates and the few who reported higher inflation had marginal increases. In the commodity exporting countries, both Guyana and Trinidad and Tobago recorded increases, while Suriname's inflation rate decreased.



THE BARBADOS ECONOMY

Section Two

The Barbados Economy

A. GROSS DOMESTIC PRODUCT

Over the period of review, real gross domestic product was estimated to have expanded by approximately 4.0 percent to BBD\$ 10,139.1 million in 2024; in comparison to BBD\$ 9,752.0 million in the previous year. The growth recorded was mainly attributed to moderate improvements observed in both the traded and non-traded sector, which recorded increases of 5.5 percent and 3.7 percent respectively.

In terms of the traded sector, the country's strong economic performance was led by a buoyant performance in the Tourism sector, which grew to an estimated BBD\$ 703.7 million or by 12.1 percent in line with the activity observed in 2019. There were noticeable improvements in long-stay arrivals (10.7 percent), which were fuelled by greater airline capacity, cricket tours and the Crop Over Festival. Additionally, there was a substantial uptake of 40.8 percent in the number of cruise passengers, which was bolstered by 53 extra cruise ship calls. While the Manufacturing sector recorded a slight increase (1 percent), with minimal to moderate increases in all sub-sectors.

In contrast, the real value output of the agriculture sector fell from BBD \$196.5. million in 2023 to BBD \$194.4 million, with declines registered in sugar (7.0 percent) and non-sugar agriculture (0.9 percent). The industry was severely impacted by adverse weather conditions particularly in crop sub-sectors and livestock subsector, which diminished gains recorded in the landings of fisheries (5.0 percent) notwithstanding the devastating impact of Hurricane Beryl on industry, where 241 out of 312 active vessels, were either damaged or lost completely.

Growth in the non-traded sector was mainly attributed to gains observed in all subsectors. In particular, a sizeable increase was recorded in the Construction sector (7.1 percent), which was driven by the implementation of the Government's Capital Works programme as well as private and public sector projects in the tourism and housing sectors. Other noticeable increases were observed in Business & Other Services (4.6 percent); Electricity, Gas & Water (3.8 percent) and Transport (3.6 percent).



Table 2: Gross Domestic Product at Constant (BBD\$ Millions, Constant Prices)

	2019	2020	2021	2022	2023	2024(e)
Traded Sector	1,628.8	1,082.9	971.6	1,379.6	1,469.2	1,549.6
Tourism	736.2	238.3	206.6	554.6	627.6	703.7
Agriculture	264.9	307.2	219.1	179.7	196.5	194.4
Sugar	4.0	4.7	4.7	4.9	5.7	5.3
Non-Sugar Agriculture	261.0	302.5	214.4	174.8	190.8	189.1
Manufacturing	627.7	537.3	545.8	645.3	645.0	651.6
of which:						
<i>Rum & Other Beverages</i>	76.8	76.1	78.1	84.8	87.7	89.1
<i>Food</i>	116.7	99.3	107.7	113.4	116.4	118.8
<i>Furniture</i>	12.0	11.5	12.2	12.4	12.7	12.8
<i>Chemicals</i>	27.4	28.1	27.7	29.6	30.0	30.0
<i>Other Non-Metallic Mineral Products</i>	136.8	137.9	148.6	163.9	131.5	132.7
Non-traded Sector	7,722.1	6,984.5	7,081.1	7,983.1	8,282.8	8,589.5
Mining & Quarrying	83.5	70.8	65.3	74.4	76.4	78.0
Electricity, Gas & Water	248.6	238.1	251.6	254.1	260.5	270.3
Construction	479.3	498.3	487.6	491.1	463.3	496.0
Wholesale & Retail	1,625.3	1,384.7	1,359.3	1,699.4	1,734.1	1,787.5
Transport, etc.	1,131.0	800.4	919.2	1,076.8	1,122.6	1,163.1
Business & Other Services	3,312.6	3,150.7	3,134.6	3,468.1	3,668.8	3,837.4
Government	841.8	841.4	863.5	919.2	957.0	957.1
Real GDP	9,350.9	8,067.4	8,052.7	9,362.7	9,752.0	10,139.1
Nominal GDP	11,576.6	10,336.7	10,550.5	12,514.6	13,441.5	14,334.5
Real Growth Rates	0.4	(13.7)	(0.2)	16.3	4.2	4.0
Traded	6.1	(33.5)	(10.3)	42.0	6.5	5.5
Non-traded	(0.7)	(9.6)	1.4	12.7	3.8	3.7

SOURCE: Central Bank of Barbados.

B. BALANCE OF PAYMENTS

Global trade surpassed US\$33 trillion in 2024, a US\$1 trillion increase from the previous year. This growth was largely attributable to a seven percent rise in trade in services, which contributed US\$500 billion to the overall expansion. In the midst of looming geo-political tensions and protectionary policies, solid demand and improving business climate conditions facilitated steady growth in the most advanced countries, which predominantly drove aggregate trade growth.

Barbados is a small, resource-limited nation that primarily exploits import-substitution strategies to meet domestic demand and reduce recurrent dependence on extra-regional imports. However, the country has mirrored

others in the evolving global landscape to build an internationally renowned competitive services sector that significantly contributes to its overall trade balance.

Steady global inflation, easing interest rates in advanced economies, and a gradual recovery in consumer and tourism spending were key factors that supported an improved current account. Additionally, increased corporate tax receipts and a 145 percent expansion of cross-border credits in transfers due to the implementation of a new accounting framework for the insurance sector, caused the current account balance to reduce from -\$1,155.2 million in 2023 to -\$641 million in 2024, a 45 percent decline from the previous year, the lowest balance recorded since 2020.

Table 3: Balance of Payments 2019-2024

	2019	2020	2021	2022	2023	2024
a. Current Account (1+2+3+4)	-185.2	-506.7	-1082.7	-1237.7	-1155.2	-641
1. Exports	4582.6	2838.7	2964.2	3996.9	4441.4	4906
Goods	1526	1238.1	1277.4	1622.2	1584.2	1579.6
Services	3056.6	1600.6	1686.8	2374.7	2857.2	3326.4
2. Imports	-4142.4	-3397.2	-3920.7	-4934.5	-5029.9	-5305.1
Goods	-3003.7	-2843.9	-3177.4	-4078.3	-4007.7	-4084.7
Services	-1138.7	-553.3	-743.3	-856.2	-1022.2	-1220.4
3. Income Account	-533.8	-135	-192.4	-331.6	-558.2	-573.7
Credits	565.4	338.7	412.4	460.5	497	507.4
Debits	-1099.2	-473.7	-604.8	-792.1	-1055.2	-1081.1
4. Transfers Account	-91.6	186.8	66.2	31.5	-8.5	331.8
Credits	110.1	396.6	284.4	276.4	253.1	619.6
Debits	-201.7	-209.8	-218.2	-244.9	-261.6	-287.8
b. Capital Account	-5.3	-4.5	0.5	15	-4.9	3.5
c. Financial Account	776.4	1621.6	1207.6	984.4	1266.8	833.3
d. Net Errors	-104.6	66.9	317.4	139.5	39.5	-77.3
Overall Balance	481.3	1177.3	442.8	-98.8	146.2	118.5

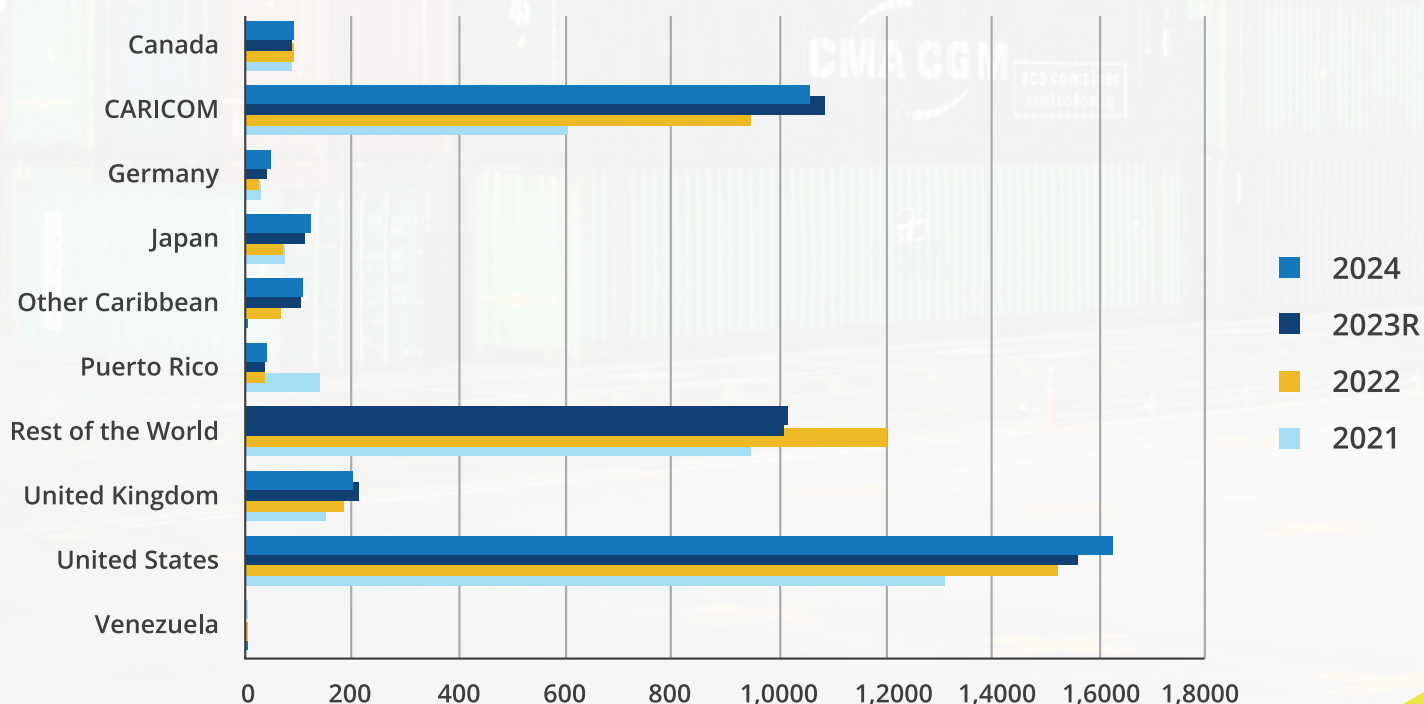
SOURCE: Central Bank of Barbados.

A surplus in tourism inflows from targeted events like the Cricket World Cup and highly coveted periods throughout the year helped move travel credits up by 18.1 percent from 2023, while a 19.4 percent rise in imports of professional, transportation, and travel services slightly moderated gains received from the country's mainstay (services) sector. In tandem with this, merchandise trade performed comparably to the previous year, registering -\$2.505 billion in 2024, an \$81.6 million increase in the merchandise trade deficit. Nevertheless, positive movements in the services, current transfers, and capital account aided in bringing the overall gross international reserves to a historic high of \$3,184 million, with reserve import cover reaching 31.2 weeks, 160 percent higher than the international benchmark of 12 weeks. The overall balance of payments stood at \$118.5 million, marking another consecutive year of laudable positive balances from foreign trade conducted in Barbados.

Driven by heightened domestic demand for food and beverages, hybrid and electric vehicles, and machinery, the trade deficit grew slightly to \$3,380 million in 2024, a two percent increase from the previous year. Since 2018, Barbados has become increasingly dependent on U.S. goods, with imports from the North American country rising from 33% of total imports in 2018 to 40% in 2024, making the U.S. Barbados' largest source market for imports.

On the other hand, in tandem with the U.S. becoming the country's largest source market for imports, its ranking as the destination for Barbados' exports has decreased within the last 10 years, with the composition of exports to the U.S. declining from 32 percent in 2015 to 17 percent in 2024. This apparent trade deficit with the U.S. underscores the need to diversify external trade partners and capitalise on opportunities presented with increased bi-lateral relationships, particularly within the Global-South.

Figure 2: Direction of Trade Imports (c.i.f) 2021-2024



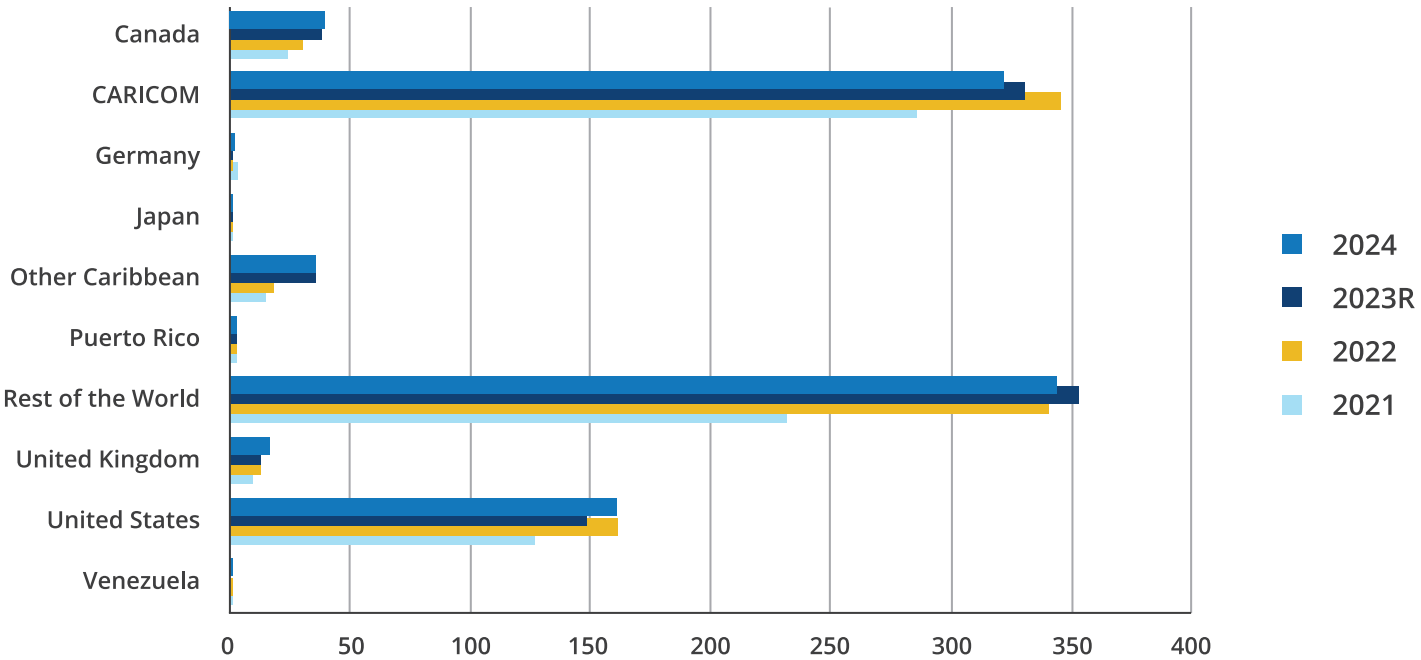
SOURCE: Barbados Statistical Service.



Regarding income earned from foreign trade, the increase in domestic exports of food and beverages (3.9 percent) and chemicals (8.3 percent) was insufficient to offset the decline in the sales of rum products and overall domestic exports, as total visible exports weakened marginally by 1.7 percent since 2023. Notwithstanding, the growing prevalence of intra-industry trade and exports within CARICOM remain a safeguard for Barbados’ productive industries in the coming years, as the region is responsible for over a third of the country’s exports within the last decade.

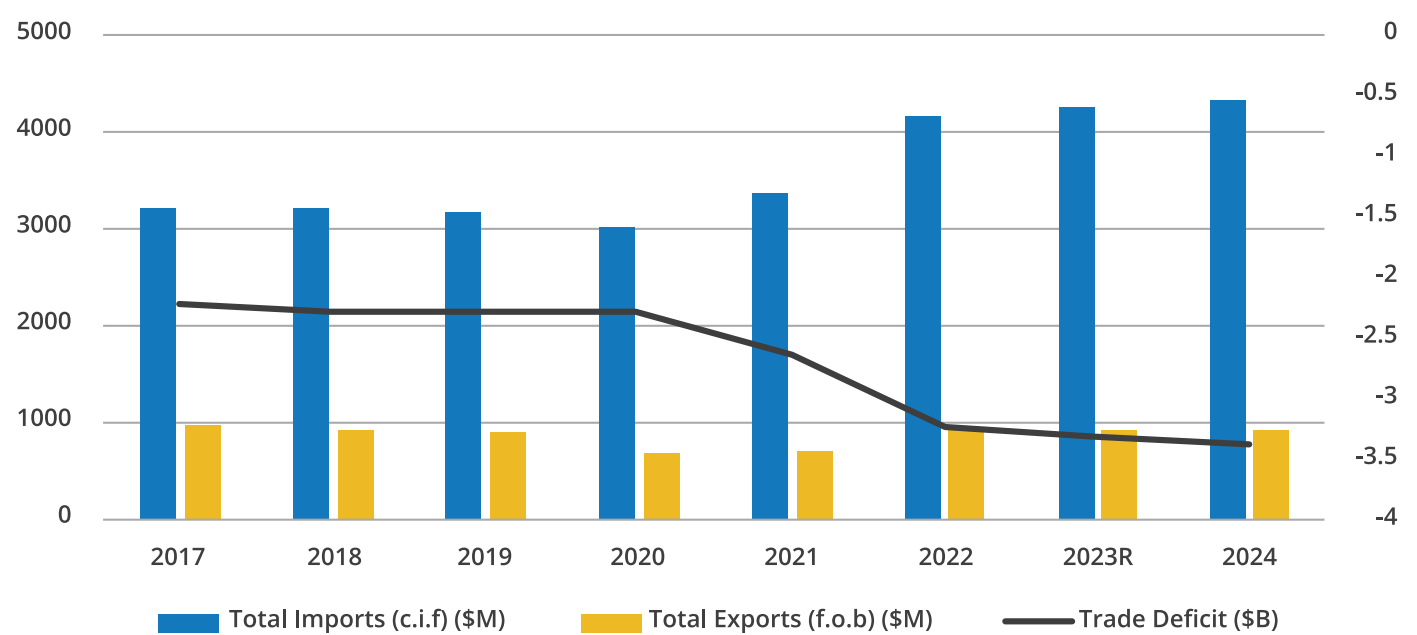
Within the last 10 years, Jamaica has become a noteworthy trading partner in the region, with Barbados’ exports to the country exponentially growing by 121 percent, moving from \$29.22 million in visible exports in 2014 to \$64.53 million in exports in 2024. The export of mineral fuels and distillation products, beverages and spirits, along with pharmaceutical products, proved to be pivotal, as these items accounted for over two-thirds of the total export value.

Figure 3: Direction of Trade Exports (f.o.b) 2021-2024



SOURCE: Barbados Statistical Service.

Figure 4: Visible Trade Balance 2017-2024



SOURCE: Barbados Statistical Service.

Despite Barbados’ terms of trade marginally declining year-on-year per month by an average of one percent, the country still stands at an advantageous position to import the same amount of goods per unit of export in the global trading market. To secure gains in the near future, the island must continue to build on the budding relationships and trade agreements like those forged with countries in the African continent, while at the same time, leverage the productive successes with its top trading partners.

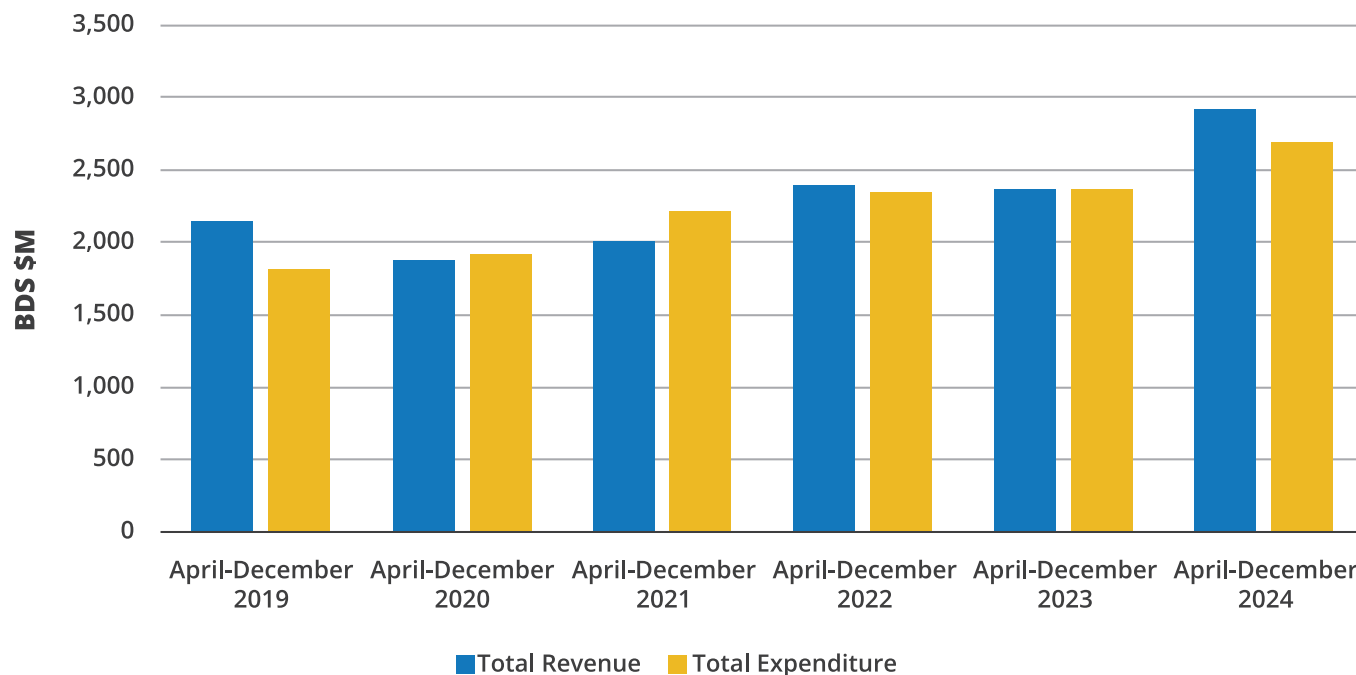
C. FISCAL DEVELOPMENTS AND PUBLIC FINANCES

The Government of Barbados remained committed to fiscal prudence throughout the fiscal year 2024/25. As the country nears the final phase of its current partnership with the IMF, significant structural reforms -- including strengthening of tax and customs administration, public pension reform, and the consolidation of State-Owned Enterprises—along with targeted revenue mobilisation measures, have contributed to the enviable performance of fiscal operations during the period.

Buoyed by augmented corporation tax receipts, total revenues surpassed total expenses by \$224.8 million for the first nine months of the fiscal year 2024/25, resulting in



Figure 5: Public Revenue and Expenditure April - December 2019-2024



SOURCE: Central Bank of Barbados.

a fiscal surplus of 1.5 percent of GDP. This was a noticeable improvement from the 7.7 million (-0.1 percent of GDP) registered in the previous period.

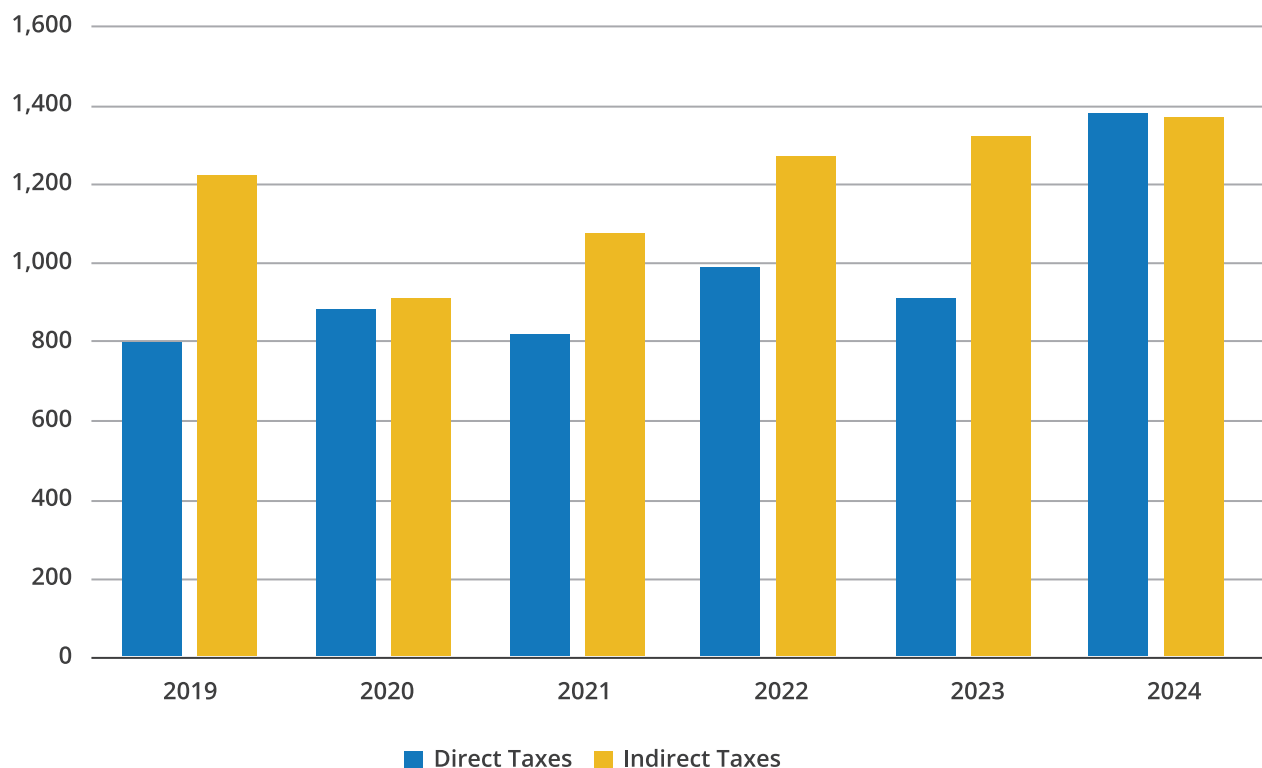
Current Revenues

Reforms in the global tax structures preceded higher corporation tax rates and monthly pre-payment schedules for corporations domiciled in Barbados. This triggered an expansion of corporation tax revenue, which increased by \$445.5 million for the first three-quarters of the fiscal period. The 137 percent increase in corporation taxes predominantly fuelled the growth in direct taxes for the first nine months of the fiscal year 2024/25, with direct taxes contributing to over 50 percent of total tax receipts earned by December 2024 compared to 40.7 percent recorded in the previous period.

Other areas of direct taxes performed admirably within the fiscal year. Improved output from the finance and insurance, accommodation, and food sectors led to a 33.3 million increase in personal income taxes. Additionally, assertive tax enforcement policies drove an increase in property tax revenues, which grew by 15.3 million.

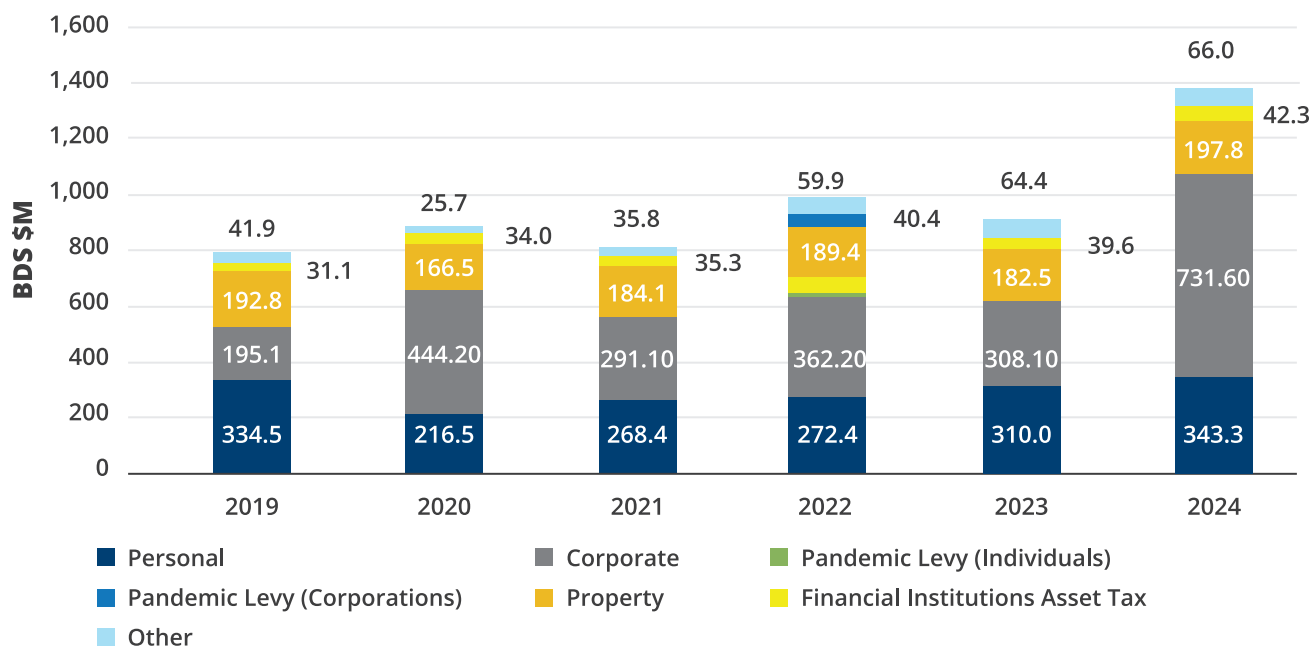


Figure 6: Share of Tax Revenues April - December 2019-2024



SOURCE: Central Bank of Barbados.

Figure 7: Direct Taxes April - December 2019-2024



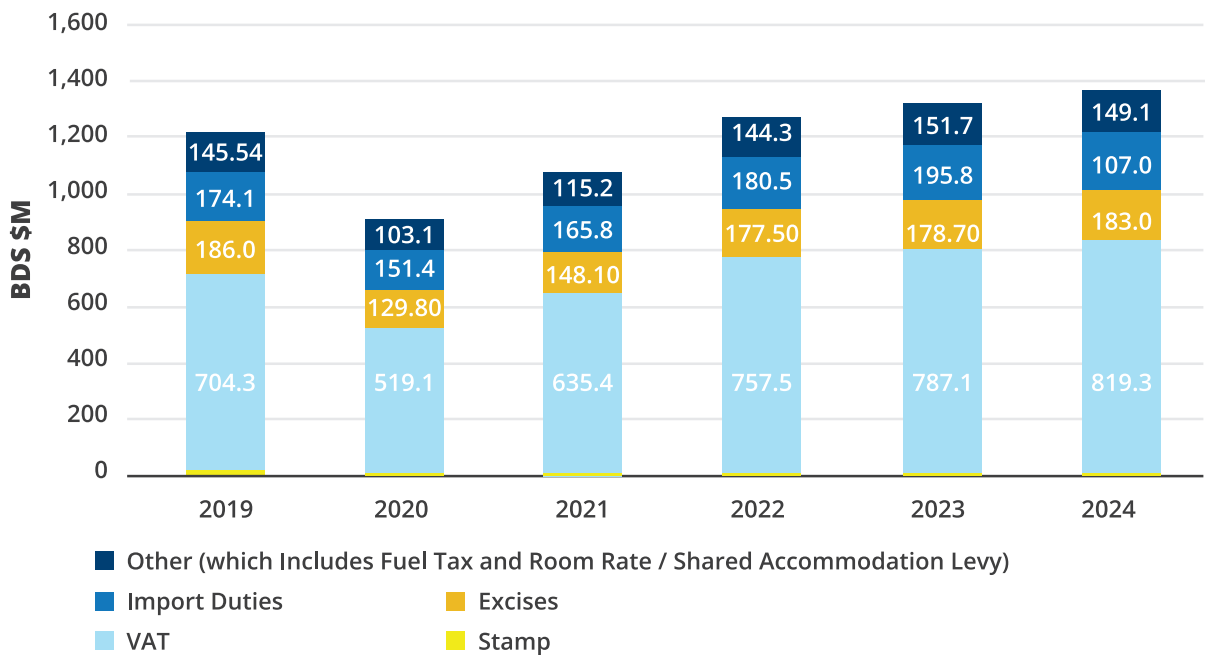
SOURCE: Central Bank of Barbados

Increased economic activity in the traded and non-traded sectors saw over \$813 million in VAT receipts collected between April and December 2024, an increase from the \$787.1 million amassed in the previous corresponding period.

Fuel taxes remain a fruitful tax mobilisation measure for the government, with revenues from this tax increasing by \$3.3 million to reach \$59.7 million by the end of December 2024. Likewise, the creation of the shared accommodation levy, imposed by the government in 2018, has gradually become a pivotal indirect tax, with \$184 million of this tax collected since its inception. By the end of 2024, \$29 million of shared accommodation taxes were recorded for the fiscal period, a 1.8 million increase from the previous period. International trade taxes (import duties and excise taxes) continued to account for almost a third of the total indirect tax revenue collected by the government of Barbados.



Figure 8: Indirect Taxes April - December 2024



SOURCE: Central Bank of Barbados.

Tax Revenue from other levies like the Health Service Contribution Levy almost doubled since its full fiscal roll-out in 2019/20, reflecting significant tax collection improvements, likely linked to vibrant economic activity

and stronger tax administration. The introduction of this tax has generated over \$462 million since its inception in 2018, making quality and effective healthcare in Barbados significantly more manageable for the government.

Table 4: Revenue Generated from the Health Service Contribution Levy FY 2019/20 - 2024/25

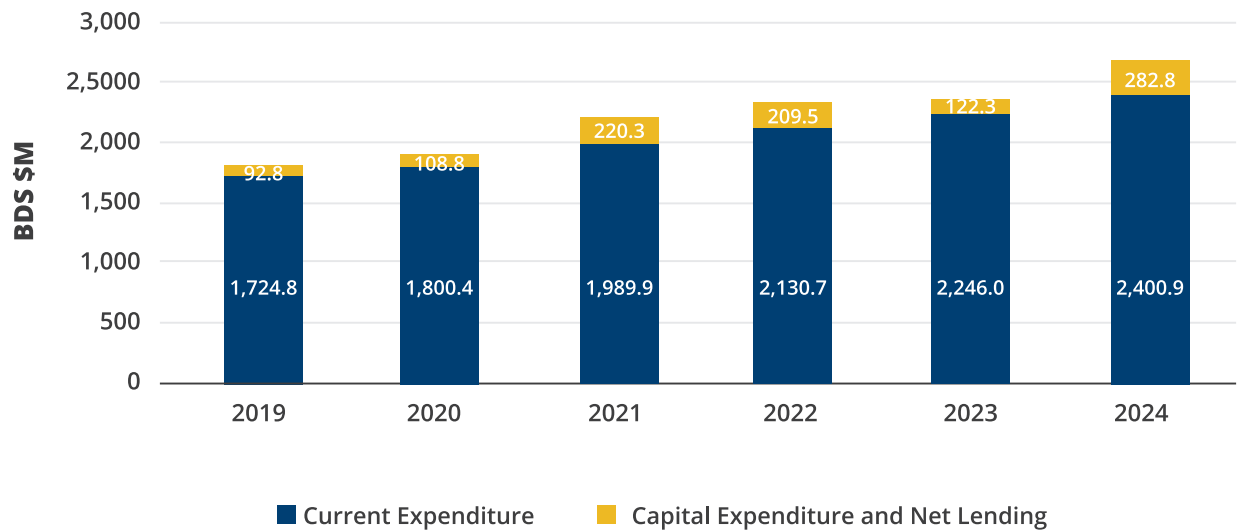
	FY 2019/20	FY 2020/21	FY 2022/23	FY 2023/24	FY 2024/25
April	\$3,697,374.40	\$3,960,767.76	\$4,189,271.44	\$9,365,222.59	\$5,810,824.78
May	\$3,862,041.23	\$4,093,921.10	\$5,377,226.26	\$10,510,125.76	\$8,742,323.88
June	\$4,367,816.56	\$5,516,297.66	\$6,306,612.74	\$9,187,418.47	\$6,791,494.04
July	\$3,687,795.70	\$3,801,993.53	\$5,097,884.56	\$12,342,024.22	\$6,973,701.20
August	\$4,335,352.42	\$4,149,628.68	\$6,282,525.94	\$10,197,835.97	\$8,592,949.19
September	\$4,632,167.27	\$4,245,059.35	\$7,003,480.31	\$7,768,736.83	\$7,339,194.92
October	\$4,130,863.79	\$4,836,775.42	\$8,030,399.52	\$4,573,148.26	\$7,653,716.84
November	\$4,066,705.01	\$3,472,287.44	\$9,484,241.50	\$11,238,879.69	\$7,806,620.08
December	\$4,254,428.42	\$4,054,187.87	\$7,008,057.10	\$15,591,234.28	\$6,404,801.61
TOTAL	\$37,034,544.80	\$38,130,918.81	\$58,779,699.37	\$90,774,626.07	\$66,115,626.54

SOURCE: Queen Elizabeth Hospital.

Expenditures

Both current and capital expenditures increased by \$154.9 million and \$162.9 million respectively from the previous fiscal year primarily due to higher outlays in goods and services, debt interest, transfers to public institutions, infrastructural spending on a new geriatric hospital, land acquisition for schools, and a digital innovation hub.

Figure 9: Share of Expenditure April - December 2019-2024



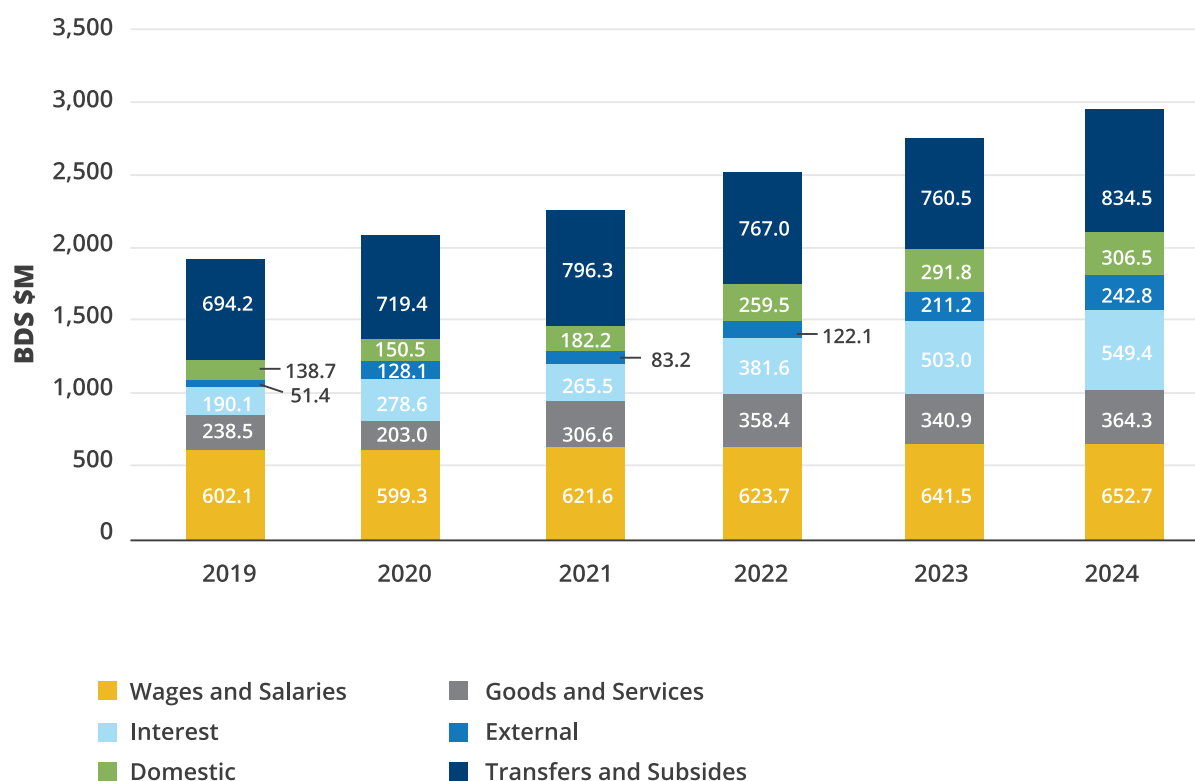
SOURCE: Central Bank of Barbados.



The \$14.7 million increase in domestic interest expense for the fiscal period was attributed to the step-up nature of restructured domestic bonds, as well as the issuance of treasury bills and Barbados Optional Savings Scheme

(BOSS+) bonds. Additionally, rising global interest rates within the three quarters of the fiscal year 2024/25 pushed external interest payments up by 31.6 million compared to the previous fiscal year.

Figure 10: Current Expenditure April - December 2019-2024



SOURCE: Central Bank of Barbados.

Despite the government making a concerted effort to consolidate State-Owned Enterprises and enforce targeted taxes to subsidise critical public goods and services, areas such as Health and Education still warranted elevated transfer spending between April and December 2024. Increased grants to institutions such as the Queen Elizabeth Hospital, Barbados Community College, and the Caribbean Broadcasting Corporation led to a \$60.9 million rise in transfers to public institutions.

The purchase of new garbage trucks by the Sanitation Service Authority (SSA), land acquisition for schools, and major capital works on the geriatric hospital drove capital spending to \$264.7 million by the end of December 2024, up \$162.9 million from the corresponding fiscal period.

Financing

The early amortisation of domestic debt under the debt-for-climate swap arrangement raised the net financing requirement by \$416.8 million between April and December 2024, compared to the previous fiscal period. The debt swap led to an expansion of debt amortisation from \$328.2 million in the first three quarters of the 2023/24 fiscal year to \$920 million in the same period of the 2024/25 budgetary cycle. This resulted in amortisation to debt service jumping by 17 percent during the review period.

Table 5: Financing Requirement April - December 2023-2024

	2023		2024	
	BDS \$ M	% GDP	BDS \$ M	% GDP
Net Financing Requirement (2-1)	541.8	4.0	958.6	6.6
1. Primary Surplus	495.3	3.6	774.1	5.3
2. Gross Financing Requirement (3+4+5+6)	1037.1	7.6	1732.8	11.9
3. Debt Service	999.1	7.3	1664.4	11.4
Amortisation	496.1	3.6	1115.0	7.7
<i>Domestic</i>	328.2	2.4	920.0	6.3
<i>Foreign</i>	167.9	1.2	195.0	1.3
Interest	503.0	3.7	549.4	3.8
<i>Domestic</i>	291.8	2.1	306.5	2.1
<i>Foreign</i>	211.2	1.5	242.8	1.7
4. Sinking Fund Contributions	17.0	0.1	17.0	0.1
5. Domestic Arrears Repayment	21.0	0.2	5.0	0.0
6. Other Non-deficit Transactions	0.0	0.0	46.4	0.3

SOURCE: Central Bank of Barbados.

By December 2024, the government's debt service was predominantly composed of amortisation payments, which grew from 49.6% in the previous fiscal period to 66.9% in the 2024/25 fiscal cycle under review. Early repayments (funded through a domestic bank loan) to Series E bonds held by the National Insurance and Social Security Service (NISS), and Series B and D bonds held by the private sector amplified domestic amortisation by \$591.8 million.

Both domestic and external debt interest increased by 14.7 million and 31.6 million respectively for the fiscal period, reflecting an increase in borrowings, global interest rates and commitments to bondholders. Elevated domestic interest expenses were driven by the sale of BOSS+ securities, treasury bills and the step-up feature of the restructured domestic bonds. Nevertheless, the interest-to-tax revenue ratio improved during the period under review, decreasing by 2.6 percentage points to 20% by the end of 2024.

The government made investments in the CARICOM Development Fund and the Development Bank of Latin America in the period of review, which led to an increase in the total non-deficit transactions by \$46.4 million.

The higher primary surplus recorded for the first nine months of the fiscal year 2024/25 helped offset the overall financing requirement by \$774.1 million. The residual monies owed were financed through the sale of domestic bonds/debentures, domestic loans from local commercial banks, and policy-based loans.

Regarding domestic financing, net proceeds from treasury bills rose by \$61.4 million in the fiscal period of review, with the financial sector holding the majority of these instruments. Additionally, \$58.4 million was raised from the sale of BOSS+ bonds, primarily purchased by households; while 86% of a newly issued \$250 million debenture was sold in 2024, with the NISS as the largest investor.

Policy-based loans remained the main source of external financing, with the IMF disbursing \$223.4 million through the EFF and RSF. Project inflows rose from \$86.3 million to \$104.6 million, driven by higher disbursements for roadworks, the Scotland District Road Rehabilitation project, and Public Sector Modernisation.

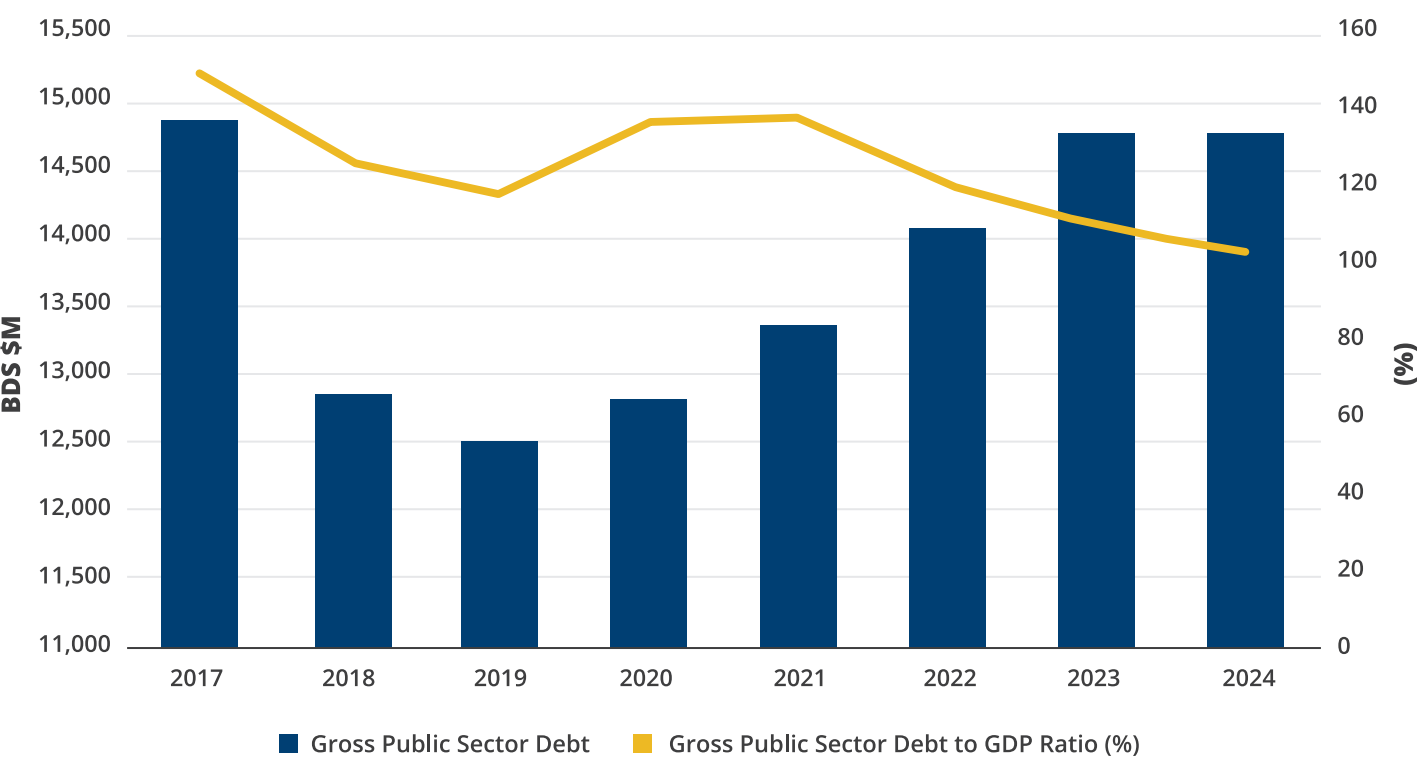
National Debt

Robust fiscal management and primary surpluses in the last few years have continued to shape the downward trajectory of public-sector debt for the government of

Barbados. Gross public sector debt to GDP declined by 6.3 percentage points from December 2023 to yield 103 percent by the end of 2024. Sharp economic activity combined with a \$130.5 million reduction in domestic debt, and the retirement of a 2029 external bond valued at \$155.3 million-due to the debt-for-nature swap executed in 2022- contributed to this noteworthy performance.



Figure 11: Gross Public Sector Debt 2017-2024



SOURCE: Central Bank of Barbados and Ministry of Finance.

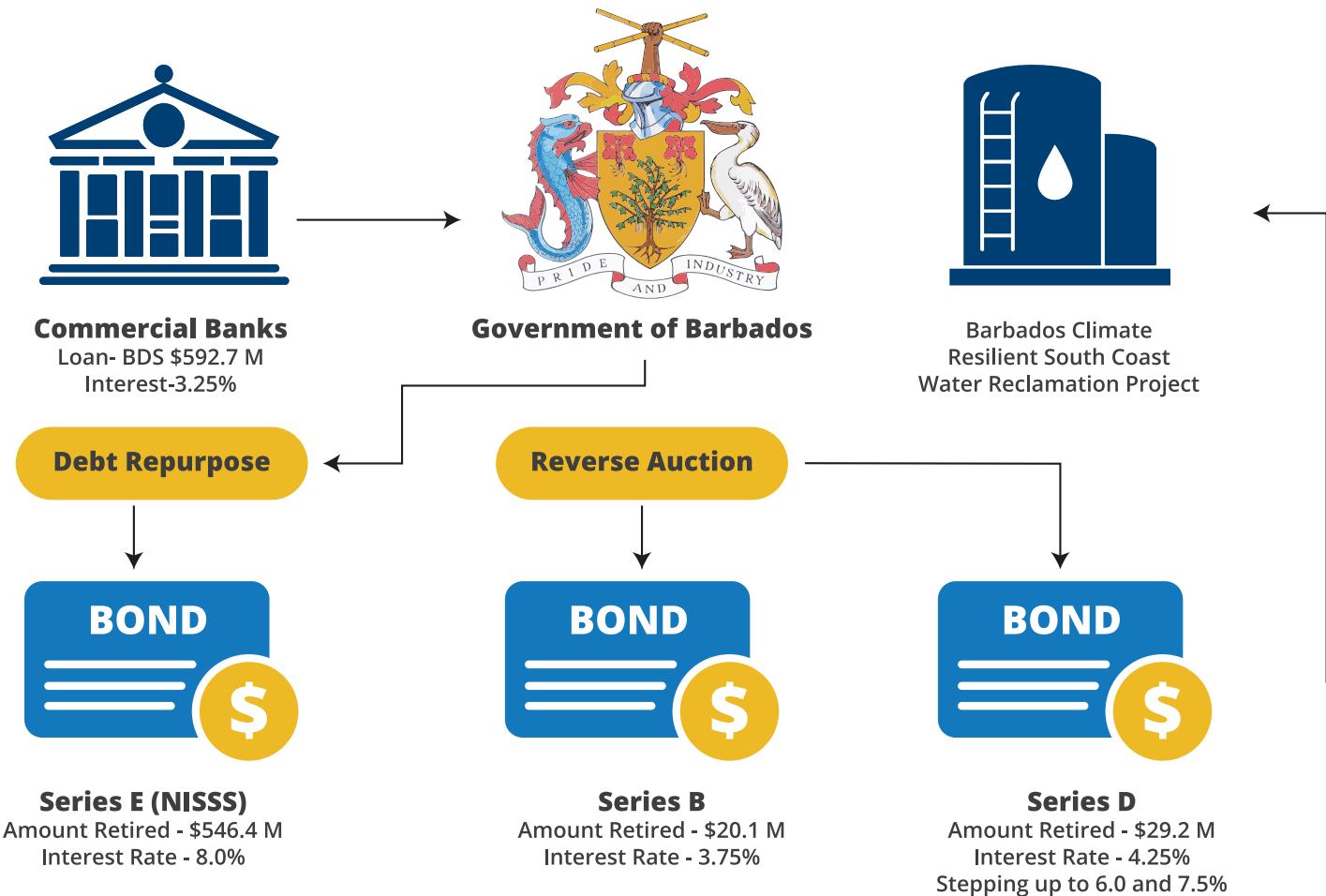
Financing

In an effort to create fiscal space, reduce interest obligations, and channel investment in critical climate resilience infrastructure, Barbados has completed the world’s first debt-for-climate resilience swap. By swapping high-interest bonds held by the government for primarily low-interest domestic securities, the government is able to generate and allocate over \$250 million towards sewage treatment plant upgrades that should boost water supplies and reduce the amount of pollution.

With the support of \$600 million guarantees from the Inter-American Development Bank and the European Investment Bank, Barbados secured a long-term local currency loan—spearheaded by CIBC Caribbean with investments from Scotiabank (Barbados) and RBC Royal Bank (Barbados)—at more favourable financing terms.

The additional fiscal space also allows for investments to reduce water losses and improve the sewer system. The IDB and the Green Climate Fund (GCF) are providing a total of \$220 million in upfront funding for the project, including an \$80 million grant from the GCF.

Figure 12: Barbados Debt-For-Climate Resilience Swap 2024



SOURCE: Central Bank of Barbados.

D. EMPLOYMENT, INFLATION AND LABOUR MARKET

According to the Barbados Statistical Service, at the end of the third Quarter, the total labour force stood at 140.9 thousand persons, comprising of 70.3 thousand females and 70.6 thousand males. In comparison, the total labour force stood at 133.0 thousand persons in the previous year, inclusive of 64.6 thousand females and 68.4 thousand males. There were approximately 73.3 thousand persons not actively seeking work in 2024, comprising of 31.4 thousand inactive males and 41.9 thousand inactive females. The majority of inactive persons were classified as “Retired” (43. 4 thousand persons), followed by “Kept House” (11.4 thousand persons) and “At School” (9.9 thousand persons).

During the period of review, there were approximately 130.9 thousand persons employed, inclusive of an estimated 65.3 thousand females and 65.6 thousand males. This represented an increase of 9.0 thousand persons from the comparable period in 2023, where 121.9 thousand persons were reported as employed, comprising of approximately 59.4 thousand females and 62.5 thousand males.

On the other hand, 10.0 thousand unemployed persons were recorded over the period of review, with an even distribution among males and females. This represented a decline of 1.1 thousand unemployed persons, from the previous period, where 11.1 thousand persons were recorded. Consequently, the overall unemployment rate in third quarter of 2024 fell to 7.1 percent, from 8.3 percent in the previous year. The unemployment rates fell for both males and females in 2024, to stand 7.1 percent,

and 7.0 percent respectively in contrast, to rates of 8.1 percent for females and 8.6 per cent for males in in 2023.

Employment By Industry and Occupation

During the period of review, the Wholesale and Retail Trade Industry provided for the highest levels of employment, accounting for 19.0 thousand persons, followed by Accommodation and Food Services (16.3 thousand persons), Public Administration and Defence (13.8 thousand persons) and Construction, Mining and Quarrying (11.4 thousand persons).

In terms of Occupations, most persons employed were categorised as Service Workers/Shop Workers (27.6 thousand person), which also was the most prevalent occupation among Women (16.8 thousand). Other significant categories of Occupation included Elementary Occupation (17.9 thousand persons), Professionals (16.2 thousand persons) and Clerks (14.1 thousand persons). Also, Craft and Related Workers accounted for 13.7 thousand persons and was the most popular occupation among males (11.7 thousand males).

Table 6: Employment by Major Industrial Division in Third Quarter of 2024

Industry	Industry	Thousand Persons	
	Male	Female	Both Sexes
Agriculture, Forestry and Fishing	2.0	0.7	2.7
Construction, Mining and Quarrying	10.6	0.8	11.4
Manufacturing	5.0	4.2	9.2
Elec, Gas, Steam, Water and Air Conditioning Supply	2.0	0.4	2.4
Transportation and Storage	8.8	10.2	6.5
Wholesale and Retail Trade	5.2	1.3	19.0
Accommodation and Food Services	6.6	9.7	16.3
Finance and Insurance	1.7	3.0	4.7
Professional, Scientific and Technical Services	1.9	2.9	4.8
Administrative and Support Service	5.6	3.7	9.3
Public Administration and Defence	7.3	6.5	13.8
Education	1.6	6.0	7.6
Human Health and Social Work	0.9	5.4	6.3
Other Services	1.0	2.7	3.7
Activities of Households as Employers	1.4	3.7	5.1
Other Groups	3.3	3.4	6.7
Not Stated	0.6	0.6	1.2
Total	65.6	65.3	130.9

SOURCE: Barbados Statistical Service.





Distribution Of The Labour Force

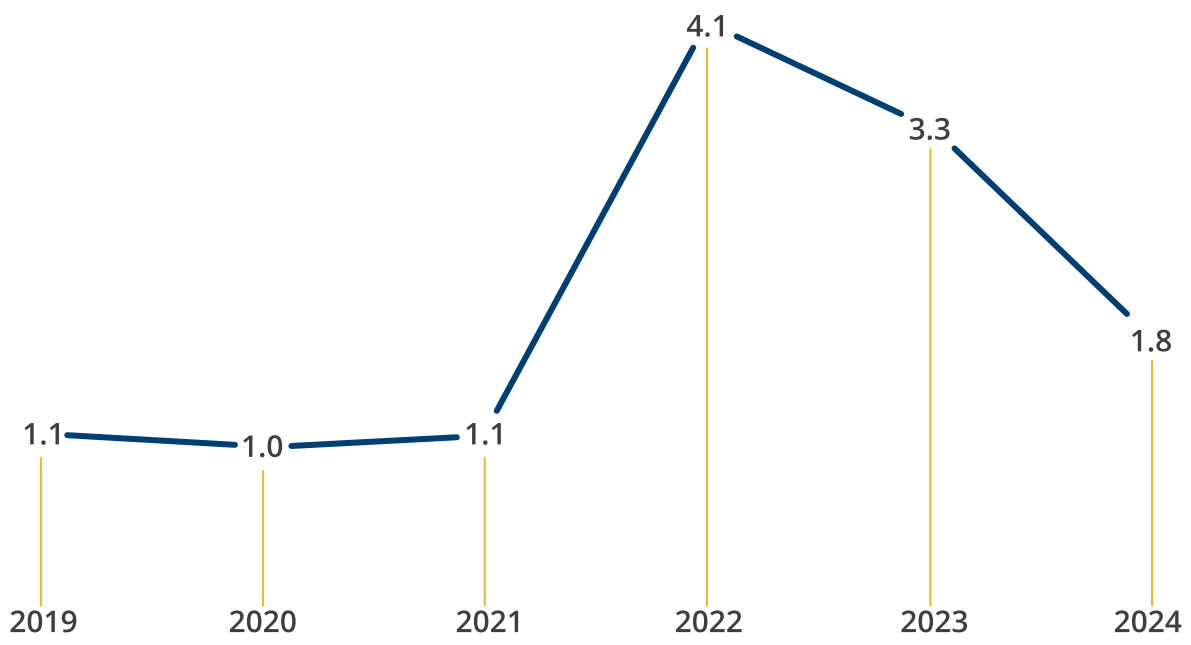
At the end of the third quarter of 2024, the distribution of employed persons of the labour force by age demonstrated that the 15-19 age range accounted for 2.5 thousand persons while the 20-44 age group and 45-64 age groups constituted 64.9 thousand persons and 57.1 thousand persons respectively. The 65 and Over age group accounted for 6.2 thousand persons. As it related to the number of unemployed persons of the Labour Force, the 15- 19 age group stood at 1.3 thousand persons, while 20- 44 age group accounted for the largest grouping with 6.0 thousand persons, followed by the 45-64 age range (2.5 thousand persons). The 65 and over age range had accounted for the remaining 0.2 thousand of the unemployed labour force.

Inflation

At the end of October 2024, average inflation as measured by the Index of Retail Prices was estimated at 1.8 percent, down from 3.3 percent in the comparable period in 2023. The Index of Retail registered increases in the categories of Alcoholic Beverages, Tobacco and Narcotics (8.0 percent), Miscellaneous Goods and Services (5.2 percent), Communication (4.4 percent), and by 2.3 percent in both Food and Non-Alcoholic Beverage; and Health. Alternatively, declines were registered in areas such as Furnishing, Household Equipment and Routine Household Maintenance (4.9 percent), Recreation and Culture (4.6 percent), Housing, Water, Electricity, Gas and Other (3.3 percent) and Clothing and Footwear (2.8 percent).

Overall, all item in the Index increased by 0.45 percentage points during the period, moving from 111.9 points at the end of October 2023 to 112.4 points in the same period in October 2024.

Figure 13: Inflation Over 2019 to 2024.



SOURCE: Barbados Statistical Service.

Barbados Employment Career Counselling Service (BECCS)

In 2024, the Barbados Employment Career Counselling Service (BECCS) continued to serve as the national employment agency administered by the Government of Barbados, offering job placement services for Barbadians seeking employment both domestically and internationally. For job seekers, BECCS facilitates the identification of suitable positions that align with their skills and aspirations, ultimately aiding them in achieving their professional and personal objectives.

For employers, BECCS aims to alleviate the challenges associated with sourcing qualified candidates for job vacancies by leveraging a comprehensive pool of registered job seekers. The service encompasses the entire recruitment process, from advertising job openings to coordinating interviews with prospective employees.

Currently, overseas employment opportunities are facilitated through government initiatives in Canada and the United States under organised employment programmes, with ongoing efforts to expand the scope of international job markets.

Over the review period, the department facilitated the placement of 49 individuals in the Local market, across various occupations including: Technician (2 persons), Clerk (6 persons), Service Workers (23 persons), Skilled Agriculture (4 persons), Plant and Machine operators (7 persons) and Domestic Workers (7 persons). Additionally, as part of the Oversea Programme placement was accommodated for 366 persons across various programmes: Seasonal Agricultural Workers Programme (Canadian Farm Labour Programme) -110 persons; Temporary Foreign Workers Programme (Canada) -158 persons; USA H2A Programme-33 persons; USA H2B programme -48 persons; and J1-Teachers (USA)-17 persons.

Industrial Relations

During the review period, the Labour Department received a total of one thousand, nine hundred and fifty-two (1,952) walk-in complaints and/or representations. This total included 1,200 complaints submitted by females and 752 complaints submitted by males. Out of the total complaints received, 47 claims were withdrawn following their initiation. Consequently, the Labour Department addressed a total of 1,905 claims.

The number of work stoppages was estimated at five (5), impacting a total of 315 persons, with two (2) work stoppages occurring in both the Communication, Social & Personal Service sector and the Finance, Insurance and

Business sector, affecting 200 and 15 persons respectively, over a duration of two (2) days. One work stoppage was recorded in the Wholesale, Retail and Trade industry that impacted 100 persons over a three-day period.

Table 7: Industrial Relations in 2024

Nature of Complaint /Representation	Total
Dismissal	477
Non-payment of wages	443
Conditions of employment	523
Consultation on legislation/practice	142
Miscellaneous matters	320
Total	1905

SOURCE: Ministry of Labour, Social Security and Third Sector.

Occupational Safety And Health

Table 8: Activities of the Occupational Safety and Health Section

Category	Total
Notifiable Accidents Reported	654
Notification of Fatalities	1
Number of Quarries Registered	15
Workplace Inspection Visits	546
Accident Investigations Commenced	22
Seminars Conducted	51
Other Inspection Visits	179

SOURCE: Ministry of Labour, Social Security and Third Sector.

Under the management of the Ministry of Labour, Social Security and Third Sector (MLST), the Safety and Health Section monitors working conditions and practices in places of employment including but not limited to factories. During the year 2024, 546 Workplace inspections were conducted, and 179 Other visits were facilitated. Over the review period, 654 Notifiable Accident were reported and one (1) fatality reported. Additionally, 22 investigations commenced during the period.

Programmes & Policies

During the period of review, the MLST continued to pursue programmes which focused on building capacity, fostering collaboration and partnerships, and encouraging growth and development across in the Third sector; as well as a Workplace Wellness Programme, which aims to enhance the health, productivity and overall wellbeing of workers in Barbados.

Third sector – The MLST sought to build the competencies of personnel in Third Sector Organisations (TSOs) through the annual conduct of capacity building workshops. The primary objective is to equip and empower organisations with the necessary tools and skills to enhance their governance capability and overall sustainability. During the period under review, seven (7) capacity building workshops were conducted, focusing on various areas such as basic accounting, governance, proposal writing and legal compliance.

Workplace Wellness – The National Workplace Wellness Policy of Barbados is being implemented through a three-year action plan. The policy aims to enhance health, productivity, and the overall well-being of the workforce. During 2024, the following actions were undertaken to promote the policy:

- The development of social media platforms on Instagram and Facebook, along with a dedicated website;
- Fifteen (15) presentations were made during workshops and on television and radio to raise awareness about the policy;
- Outreach initiatives successfully engaged seventy (70) workplaces; and

- The Inaugural Workplace Wellness In Action forum was held, with one hundred and ten (110) workers participating. The purpose was to promote greater awareness of the policy and showcase successful workplace wellness initiatives from organisations in the Public, Private and Third Sectors.



E. SECTORAL PERFORMANCE AND POLICY DEVELOPMENT

I. TOURISM (ACCOMMODATION AND FOOD SERVICE INDUSTRY)

INTERNATIONAL

According to the most recent World Tourism Barometer prepared by UN Tourism, international tourism virtually recovered (99 percent) to pre-pandemic levels in 2024, with most destinations exceeding 2019 numbers. The report further states that 2024 marks the consolidation of international tourism recovery from its worst crisis ever, four years after the outbreak of the COVID-19 pandemic. An estimated 1.4 billion international tourists (overnight visitors) were recorded around the world in 2024, an increase of 11 percent over 2023, or 140 million more.

Total export revenues from tourism (including passenger transport) are estimated at a record USD 1.9 trillion in 2024, about 3 percent higher than before the pandemic and 4 percent more than in 2019 (real terms).

Cruise Tourism

The global cruise industry registered sustained growth post-2021, fuelled by a rising demand for new vessels and creative travel routes. A key element in this revival is the marked increase in reservations from younger travellers¹. Additionally, the sector's recovery from the pandemic has been supported by substantial economic contributions and investments in cutting-edge technologies and sustainable practices. The Cruise Lines International Association (CLIA) stated that more than 35 million people embarked on a cruise by the end of 2024, a 12 percent increase from the 31.7 million travellers in 2023 and a 107 percent increase from the pre-pandemic volume in 2019.

Accommodation Performance

Global travel demand has stabilised, but occupancy rates have begun to plateau. Nevertheless, the Average Daily Rate (ADR) has continued to rise, particularly in the Caribbean. Caribbean hotel occupancy reached 67.0 percent in September, a 1.0 percent increase from 2023. The ADR increased by 5.0 percent to \$341.00, and the

revenue per available room (RevPAR) grew by 6.0 percent to \$229.00. The short-term rental accommodation sector in the Caribbean has shown robust performance, with 73,400 active listings by June 2024, while the average length of stay slightly weakened by 3.1 percent to 4.1 days.

REGIONAL

Stay-over Visitor Arrivals

The Caribbean Tourism Organization reported steady growth in tourism during the first three quarters of 2024, driven by strong US travel demand and increasing interest from Canada. The growth was aided by improved air connectivity, new routes, and more frequent flights, along with measures to reduce seasonality. Despite challenges like the 2024 hurricane season, the sector's success was notable, particularly amidst the earliest Category 5 Atlantic hurricane on record.²

According to estimates, the Caribbean region experienced around 26.0^{3 4} million international tourist arrivals from January to September 2024. This represents a growth of 6.7 percent, or an additional 1.6 million trips, compared to the same timeframe in 2023. Total stay-over arrivals have not only surpassed all previous comparable periods but have also exceeded the benchmark 2019 figures by 5.9 percent.

Cruise Tourism

The Caribbean cruise industry experienced a significant growth of 11.1 percent from January to September, resulting in an estimated 24.6 million visits, a 12.4 percent increase compared to 2019. The sector's recovery and growth are evident in the first nine months of 2024, with each month outperforming the corresponding months of 2023 and 2019. The most significant growth compared to 2019 occurred in March at 20.7 percent, with January showing the smallest increase at 2.1 percent. The third quarter of 2024 was the most successful, with an average growth rate of 20.1 percent, double the first and second quarters' growth rates. The majority of the 23 Caribbean destinations reported notable resilience and growth, with cruise arrivals ranging from 91,200 in Trinidad & Tobago to 6.9 million in the Bahamas.

¹ <https://www.jpmorgan.com/insights/global-research/travel/cruiseoutlook>

² <https://www.climate.gov/news-features/event-tracker/category-5-hurricane-beryl-makes-explosive-start-2024-atlantic-season>

³ Of the 33 destinations, 26 provided data for at least one month of the year. Among them, 20 destinations submitted complete data from January to September, while one provided information covering January to July. Additionally, three destinations reported tourism data from January to June, and one destination each submitted data for January to April and January to February.

⁴ CTO estimates are used for non-reporting destinations. The numbers in this report are therefore preliminary.



LOCAL

In 2024, the tourism industry in Barbados experienced significant growth, with long-stay arrivals increasing by 10.7 percent, fuelled by greater airline capacity, cricket tours and the Crop Over Festival. Overall, the US market was the primary driver of this growth, with arrivals increasing by 29.2 percent due to increased seating availability. Canada and CARICOM experienced increases of 13 percent and 4.7 percent, respectively. However, UK arrivals decreased by 2 percent and other European visitors fell by 1.7 percent due to reduced air travel capacity.

The accommodation sector experienced strong demand, with hotel occupancy rates increasing by 1 percent to 64.3 percent. Hotels also saw higher earnings for the fifteenth consecutive quarter, with daily rates increasing by 11.5 percent, resulting in a 12.6 percent increase in revenue per available room (RevPAR). The shared economy occupancy rates improved by 4.3 percentage points to 55.2 percent.

Cruise tourism experienced significant growth in 2024, indicating a rise in cruise activities. The number of cruise passengers surged by 40.8 percent, totalling 621,878 visitors, bolstered by 53 extra cruise ship calls. This increase is partly attributed to the resumption of summer cruise operations following a two-year pause. These trends underscore the strong recovery of cruise tourism and its positive impact on economic performance.

Air connectivity is vital for tourism demand and economic performance, as it directly affects access to destinations

and travel affordability. Barbados has made significant strides in increasing airlift capacity from the USA, with an average annual increase of 22.4 percent in airlift capacity since 2015, excluding the pandemic years of 2020-2024. This growth has led to an 8.8 percent annual increase in long-stay arrivals, reaching 11.7 percent higher than the previous peak in 2019. This expansion was driven by increased operations from airlines such as American Airlines, JetBlue, Delta, United Airlines, and Frontier, resulting in record long-stay arrivals from the USA.

STAY-OVER ARRIVALS

The island's tourism sector has demonstrated a remarkable recovery and growth trajectory from the challenges brought on by the COVID-19 pandemic, when arrivals plummeted to 195,102 in 2020 and further declined to 144,833 in 2021 as a result of travel restrictions. In contrast, 2022 saw a remarkable rebound, with visitor numbers soaring to 539,746, more than three times the total from 2021. This upward trend persisted into 2023, with 636,540 arrivals, and continued into 2024, reaching 704,340 arrivals, thereby exceeding pre-pandemic figures.

This growth underscores the resilience and strategic initiatives aimed at revitalizing the tourism sector. Significant year-over-year increases were observed in most months, especially during the peak winter season. In January, February, and March of 2024, arrivals reached 73,693, 74,010, and 81,125, respectively, highlighting the peak season's prominence, with these figures representing the highest recorded in recent years. This trend reflects Barbados' lasting allure during the winter months, attracting travellers from colder regions who seek warmer climates.

During the off-peak and summer months (April – October 2024), the recovery observed was also significant, as there were consistent increases in arrivals attributed to enhancements in airlift and marketing initiatives aimed at summer travellers. In April, visitor numbers increased from 45,196 in 2023 to 54,171 in 2024, reflecting a gain of 8,975 visitors or a 19.9 percent increase in arrivals, continuing the upward trend. May also saw a notable rise, with figures climbing from 42,765 to 49,682, an increase of 16.2 percent in arrivals. June demonstrated a significant surge as well, with visitors rising from 36,670 in 2023 to 49,316 in 2024, an increase of 34.5 percent, likely driven by early summer travel demand.

December experienced a significant increase, rising from 76,839 in 2023 to 87,112 in 2024, an increase of 13.4 percent in visitor arrivals, likely attributed to the surge in holiday travel.

Table 9: Stay-Over Visitors by Month - Jan to Dec 2020-2024

2023 vs. 2024							
MONTH	2020	2021	2022	2023	2024	Absolute Change	Percentage Change
January	59,572	3,547	48,848	70,590	73,693	3,103	4.4
February	63,124	1,880	54,607	64,995	74,010	9,015	13.9
March	31,152	1,769	60,728	63,732	81,125	17,393	27.3
April	136	1,865	47,059	45,196	54,171	8,975	19.9
May	346	3,362	33,949	42,765	49,682	6,917	16.2
June	494	6,448	32,763	36,670	49,316	12,646	34.5
July	2,056	11,524	39,377	46,141	49,801	3,660	7.9
August	6,102	15,620	34,329	47,430	46,093	-1,337	-2.8
September	4,867	17,209	28,847	33,972	31,782	-2,190	-6.4
October	2,389	18,504	34,797	43,310	43,556	246	0.6
November	6,669	23,749	53,955	64,900	63,999	-901	-1.4
December	18,195	39,356	70,487	76,839	87,112	10,273	13.4
TOTAL	195,102	144,833	539,746	636,540	704,340	67,800	10.7

SOURCE: Barbados Statistical Service.

Stay-Over Arrivals by Market

Barbados' tourism sector is significantly dependent on major source markets such as the UK, USA, Canada, CARICOM, and Europe.

The UK market recorded a slight decrease of two percent with 239,045 arrivals when compared with the 243,857 arrivals which were recorded in 2024, suggesting a phase of market stabilisation. In 2024 the UK accounted for 33.9 percent of arrivals. The UK's leading position remains strong, bolstered by airlines such as British

Airways, Virgin Atlantic and Aer Lingus, along with travel packages designed for winter vacationers.

The USA is steadily becoming one of Barbados' most dominant source markets. Arrivals from the US increased by 29.2% during the review period, reaching 228,128 arrivals in 2024 compared to 176,614 arrivals in 2023. This significant growth can be linked to several factors:

- An improved airlift capacity, with the USA providing 363,602 seats in 2024, an increase from 263,033 in 2023.

- Targeted marketing initiatives in major U.S. cities.
- A heightened interest in Caribbean destinations following the COVID pandemic, with Barbados emerging as a sought-after premium location.
- A rise in winter travel demand attributed to the severe Canadian winters.
- An increase in travel among digital nomads and remote workers.

During 2024, the Canadian market experienced solid growth of 13 percent, with the number of arrivals increasing from 77,140 persons in 2023 to 87,142 persons in 2024. Some of the key factors for this growth included:

- The resumption of direct flights by WestJet and Air Canada from Toronto and Montreal.

Statistics reported for 2024 indicated growth of 92,706 arrivals from the CARICOM region, an increase of 4.7 percent when compared to the 88,524 arrivals recorded in 2023. This reflected the continued growth in intra-Caribbean travel.

Table 10: Stay-Over Arrivals by Market - Jan to Dec 2020-2024

2023 vs. 2024							
MARKET	2020	2021	2022	2023	2024	Absolute Change	Percentage Change
United Kingdom	63,923	53,639	234,510	243,857	239,045	(4,812)	-2.0
USA	43,222	44,804	148,326	176,614	228,128	51,514	29.2
Canada	32,932	17,316	55,759	77,140	87,142	10,002	13.0
Other Europe	18,022	8,959	26,606	28,306	27,821	(485)	-1.7
CARICOM	22,390	13,908	58,435	88,524	92,706	4,182	4.7
Rest of the World	14,613	6,207	16,110	22,099	29,498	7,399	33.5
TOTAL	195,102	144,833	539,746	636,540	704,340	67,800	10.7

SOURCE: Barbados Statistical Service.



Purpose of Visit

Tourism in Barbados continues to be predominantly focused on leisure, with 84.7 percent of tourists stating leisure as their purpose for travel to the island. This growth underscores Barbados' strong attraction as a holiday destination. However, other sectors exhibited noteworthy trends:

- **Business/Conference Travel:** There has been a marked rise in business-related travel, from 52,354 in 2022 to 66,815 in 2023, although there was a slight decline in 2024. Ongoing efforts in MICE (Meetings, Incentives, Conferences,

and Exhibitions) tourism could help maintain this segment.

- **In-Transit Travel:** The number of in-transit visitors has remained stable at around 16,000 yearly, increasing to 18,592 in 2024. This highlighted Barbados' ongoing role as a key regional gateway.
- **Education and Healthcare:** The segments for educational (6,895) and healthcare (1,742) visitors remained relatively small. However, these areas presented significant growth potential, especially through educational collaborations and initiatives in medical tourism.

Table 11: Arrivals by Purpose of Visit - Jan to Dec 2020-2024

Purpose of Visit	2020	2021	2022	2023	2024
In transit	11,174	5,056	17,773	19,421	18,592
Study	3,364	1,936	12,635	9,365	6,895
Health Care	2,978	857	1,768	1,760	1,742
Recreation	157,849	125,179	450,288	516,496	596,673
Business/Conference	17,905	10,949	52,354	66,815	57,126
Other	1,832	856	4,928	22,683	23,312
TOTAL	195,102	144,833	539,746	636,540	704,340

SOURCE: Barbados Statistical Service.

Length of Stay

Globally, there has been an increase in travel, with visitors extending their stays in various destinations. This pattern was also evident in Barbados in 2024, where the duration of stay rose across all categories, as reported by the Barbados Statistical Service. The number of individuals staying for 4-7 days grew from 223,892 in 2023 to 282,299 in 2024. Similarly, those in the 2-3 days’ category saw an increase from 63,359 in 2023 to 70,934 in 2024. These two categories represented the most significant changes throughout the year.

Airlift Capacity

The presence of airlift has been fundamental to Barbados’ recovery efforts. The total number of seats increased from 1,067,587 in 2023 to 1,267,761 in 2024, marking an 18.8 percent increase due to new airlines and increased frequencies by existing carriers.

ACCOMMODATION

Number of Establishments

The total count of tourism establishments decreased to 114 in 2024, down from 154 in 2023, largely attributed to consolidation within the apartment and guesthouse sectors. In contrast, hotel capacity remained consistent, with 61 hotels providing a total of 5,697 bedrooms. The significance of vacation rentals (including shared accommodation) is on the rise, featuring 1,202 properties and 3,607 bedrooms in 2024. This movement towards larger accommodation options and vacation rentals may suggest a growing preference for premium and varied lodging alternatives.

Table 12: Estimated Total Seats by Markets 2020-2024

SOURCE MARKETS	2020	2021	2022	2023	2024	2023/2024 (% change)
United States	112,395	160,049	243,931	263,033	363,602	38.2
Canada	51,928	28,237	95,044	114,250	121,129	6.0
United Kingdom	124,696	256,010	282,552	312,892	289,641	-7.4
Europe	17,792	23,467	27,690	21,526	14,880	-30.9
Caribbean	170,109	102,973	173,994	332,358	442,073	33.0
Central & South America	2,466	-	9,280	23,528	36,436	54.9
TOTAL	479,386	570,736	832,491	1,067,587	1,267,761	18.8

SOURCE: Barbados Tourism Marketing Inc.

Hotel Performance

Barbados’ tourism industry has demonstrated remarkable resilience and growth from 2020 to 2024, bouncing back from the significant challenges posed by the pandemic in 2020. Essential performance metrics such as hotel occupancy rates, Average Daily Rate (ADR) and Revenue per Available Room (RevPAR), have all shown positive trends. However, there are ongoing challenges related to managing seasonal variations and maximizing revenue during the off-peak periods. The Caribbean tourism sector is notably seasonal, with demand peaking during the cooler months in the Northern Hemisphere. The local accommodation market has expanded, and competition has intensified due to more hotel options and Airbnb listings.

Hotel Occupancy Trends

Hotel occupancy rates modestly increased from 63.2 percent in 2023 to 64.3 percent in 2024, reflecting a gradual recovery in demand. However, a closer examination of the monthly data reveals variability, with certain months showing declines while others exhibited substantial growth. From April to July, there were significant gains, especially in April (+4.8 percent), May (+9.5 percent), and June (+9.9 percent). December concluded the year on a high note, climbing from 72.6 percent to 78.4 percent, aligning with November’s peak performance. In contrast, January (-5.2 percent) and February (-6.4 percent) experienced downturns, likely influenced by changing travel trends or economic conditions affecting early-year travel. September and October also saw decreases of three percent and 4.6 percent, respectively, suggesting possible seasonal challenges.

Table 13: Average Hotel Occupancy (%) Jan-Dec 2023-2024

HOTEL OCCUPANCY	2023 (%)	2024 (%)	% CHANGE
JANUARY	79.2	74.0	-5.2
FEBRUARY	85.4	79.0	-6.4
MARCH	78.1	78.2	0.1
APRIL	63.8	68.6	4.8
MAY	50.2	59.7	9.5
JUNE	45.3	55.2	10.0
JULY	49.2	52.8	3.6
AUGUST	53.6	54.7	1.0
SEPTEMBER	46.8	43.8	-3.0
OCTOBER	56.5	51.9	-4.6
NOVEMBER	78.1	78.4	0.3
DECEMBER	72.6	78.4	5.8
AVERAGE OCCUPANCY	63.2	64.3	1.1

SOURCE: STR Global Ltd.

Average Daily Rate (ADR)

The Average Daily Rate (ADR) signifies the mean revenue generated per available room, serving as a vital metric for assessing hotel pricing capabilities and market demand. There was a notable resurgence in tourism following COVID-19 which has led to heightened demand. Barbados has been increasingly appealing to affluent tourists, contributing to elevated ADR levels. The ADR experienced a notable rise from BDS\$606.22 in 2023 to BDS\$671.87 in 2024, indicating an increase in room rates and capacity in attracting higher-spending visitors.

• Significant Seasonal Highlights:

- o The winter months (January – March) consistently exhibited the highest ADRs, reaching a peak of BDS \$869.85 in January 2024, reflecting robust demand during peak tourist seasons. Both January and February sustained elevated average daily rates (ADRs), surpassing BDS\$800, reflecting ongoing premium pricing at the beginning of the year.
- o From April to August, ADR experienced moderate variations, ranging from BDS \$437.87 in August 2023 to BDS \$653.11 in April 2024.

Table 14: Average Daily Rate (ADR) Jan-Dec 2023-2024

AVERAGE DAILY RATE	2023 (BDS \$)	2024 (BDS \$)	Absolute Change (\$)	Percentage Change
JANUARY	802.10	869.85	67.75	8.4
FEBRUARY	799.84	835.38	35.54	4.4
MARCH	725.37	811.45	86.08	11.9
APRIL	616.40	653.11	36.72	6.0
MAY	492.06	501.79	9.73	2.0
JUNE	417.01	514.35	97.34	23.3
JULY	456.93	496.84	39.91	8.7
AUGUST	437.87	478.69	40.83	9.3
SEPTEMBER	385.01	411.58	26.57	6.9
OCTOBER	440.85	502.58	61.73	14.0
NOVEMBER	522.43	663.67	141.24	27.0
DECEMBER	811.57	965.88	154.31	19.0
AVERAGE OCCUPANCY	606.22	671.87	65.65	10.8

SOURCE: STR Global Ltd.

Revenue per Available Room (RevPAR)

RevPAR is an essential indicator that assesses a hotel’s ability to generate revenue, calculated by multiplying the Average Daily Rate (ADR) by the occupancy rate. An assessment of the Year-on-Year Performance indicated that RevPAR, rose from BDS\$383.00 in 2023 to BDS\$407.64 in 2024, indicating that hotels are achieving greater revenue per room, even with only a marginal increase in occupancy rates.



Table 15: Average Revenue per Available Room (REVPAR) Jan-Dec 2023-2024

REVENUE PER AVAILABLE ROOM	2023 (BDS \$)	2024 (BDS \$)	Absolute Change (\$)	Percentage Change
JANUARY	634.93	643.48	8.54	1.3
FEBRUARY	682.71	659.82	-22.88	-3.4
MARCH	566.32	634.70	68.38	12.1
APRIL	393.23	447.82	54.58	13.9
MAY	246.94	299.51	52.57	21.3
JUNE	188.86	284.16	95.30	50.5
JULY	224.93	262.43	37.50	16.7
AUGUST	234.86	261.67	26.81	11.4
SEPTEMBER	180.14	180.20	0.06	0.0
OCTOBER	249.06	260.93	11.87	4.8
NOVEMBER	408.16	520.02	111.86	27.4
DECEMBER	589.11	722.91	133.80	22.7
AVERAGE OCCUPANCY	383.00	407.64	24.64	6.4

SOURCE: STR Global Ltd.

THE CRUISE INDUSTRY

A comparison between 2023 and 2024 revealed that the number of cruise passenger arrivals/in transits in Barbados rose from 441,677 in 2023, to 621,878 in 2024, a notable 40.8 percent increase in cruise passenger arrivals/in transits. These figures exceed those from before the pandemic, underscoring Barbados' strong appeal in cruise tourism.

Seasonal Trends

The peak months for arrivals are January through March and November to December. December 2024 was the busiest month, with an estimated 129,153 passengers, coinciding with the holiday travel season. Additionally, emerging growth during the summer months (June to August) points to a potential shift toward year-round cruising.

Table 16: Cruise Passenger Arrivals / In Transits by Month January-December 2020-2024

2023 vs. 2024							
Month	2020	2021	2022	2023	2024	Abs. Chg.	% Chg.
January	109,172	0	31,431	83,981	89,776	5,795	6.9
February	85,214	0	25,163	76,571	91,207	14,636	19.1
March	56,118	0	37,784	82,105	100,189	18,084	22.0
April	3	12	21,610	47,610	49,151	1,541	3.2
May	25	0	0	5,119	12,845	7,726	150.9
June	0	2,001	0	0	7,514	7,514	100.0
July	0	2,018	0	0	7,013	7,013	100.0
August	0	1,569	0	0	13,083	13,083	100.0
September	0	114	2,278	0	6,562	6,562	100.0
October	0	1,478	11,256	6,676	13,761	7,085	106.1
November	10	17,099	44,987	52,348	101,624	49,276	94.1
December	0	47,662	76,018	87,267	129,153	41,886	48.0
TOTAL	250,542	71,953	250,527	441,677	621,878	180,201	40.8

SOURCE: Barbados Statistical Service.

OUTLOOK FOR THE TOURISM SECTOR

International tourist arrivals are expected to rise between three percent and five percent in 2025 compared to 2024, based on recovery of the Asia and the Pacific regions and robust growth in other regions. The UN Tourism Confidence Index supports these optimistic projections, with 64 percent of experts anticipating better conditions for 2025 compared to 2024.

Despite this fair outlook, international tourism faces significant threats and headwinds in 2025 due to economic and geopolitical challenges. High transportation and accommodation costs, fluctuating oil prices, and extreme weather events are the primary obstacles. The Panel of Experts ranks geopolitical uncertainties as the third most critical issue, followed by economic factors. Extreme weather events and workforce shortages are also pressing issues. To mitigate these challenges, developing countries must continue to forge new alliances and investments, particularly with non-traditional markets, while solidifying partnerships with traditional markets to ensure sustained growth.

The Central Bank of Barbados predicts that the tourism industry in Barbados is expected to see strong growth in 2025, with high demand for winter activities and cruise ship activity. The Government of Barbados is implementing initiatives like renewable energy projects, sustainable tourism practices, and disaster preparedness to mitigate risks. Barbados' engagement with multi-lateral institutions and development partners provides access to technical assistance, concessional financing, and investment opportunities. Strengthening relationships with key trading partners and regional organisations will further enhance economic resilience.

Barbados' tourism industry is poised to embark on new opportunities and developments, namely:

- Penetration into new source markets, specifically the Gulf States and Africa, along with broadening geographical targets within current markets;
- Continued expansion of the Barbados Port to facilitate ship traffic, thereby enabling the Port to increase operational efficiency and optimise existing space available for development
- An impending public-private partnership for the investment, development and operation of the Grantley Adams

International Airport (GAIA) airport to accommodate increased airlift and luxury hotel capacity

- Assessment and refinement of strategies aimed at accelerating growth in the European market;
- Enhanced return on marketing investments through improved management and execution of campaigns;
- Strengthening product development efforts to deliver outstanding visitor engagement, foster inviting experiences, and boost visitor loyalty to encourage repeat visits;
- Promotion of a revitalised Food & Rum festival, showcasing the excellence of our culinary offerings and reinforcing Barbados as the Culinary Capital of the Caribbean;
- Execution of project initiatives such as the Barbados booking platform and destination app to generate additional revenue; and
- Leveraging AI technology to enhance efficiency in research, marketing campaign creation, and implementation, ensuring quicker market entry.



II. INDUSTRY AND MANUFACTURING

The manufacturing sector experienced a one (1.0) percent increase in 2024 with overall output (GDP, at constant prices) rising to BDS\$651.6 million from BDS\$645.0 million in 2023. This performance was largely driven by increases in specific categories, including “food,” which saw a 2.1 percent increase, and “rum and beverages,” which grew by 1.6 percent during the same period. Additionally, chemical production remained constant during the period.

Domestic exports for the review period declined notably by one (1) percent to BDS\$475.6 million, compared to BDS\$480.6 million reported in 2023, as indicated by the Central Bank of Barbados.

The Barbados Investment and Development Corporation (BIDC) reported a significant contraction in the manufacturing sector in 2024, with total exports falling by 11.9 percent compared to the previous year. This decline was largely driven by sharp decreases in key Bio-Economy categories, including milk products, food items, clothing and accessories, petroleum products, lenses, and paints/varnishes. Exports from the Design Economy also dropped by 25 percent, mainly due to reductions in building materials and supplies.

In contrast, the Ocean Economy saw strong growth, fuelled by a notable increase in the export of fish and fish products. The Bio-Economy also showed some positive trends, with higher exports of produce, non-alcoholic beverages, live animals, and meat products, which helped offset the broader decline.

Special Technical Assistance Programme

Table 17: STAP Disbursements BDS\$ for 2023 and 2024

Assistance	2023R	2024P	% Change
Training Productivity Enhancement	61,713.28	3,221.18	-94.8
Marketing	355,796.91	227,856.04	-36.0
Equipment, Systems & Process Upgrades	261,907.00	145,537.69	-44.4
Product Design	15,259.11	1,300.00	-91.5
Market Research	13,335.83		-100.0
Professional Services	232,440.73	169,041.80	-27.3
TOTAL	940,452.86	552,653.11	-41.2

R – Revised; P- Provisional.
SOURCE: Export Barbados (BIDC).



Under its Special Technical Assistance Programme (STAP), the BIDC disbursed BDS \$552,653.11 in 2024, reflecting a decrease of 41.2 percent compared to BDS \$940,452.86 in 2023. In 2024, 122 businesses benefited from the program, representing a modest contraction of 7.6 percent from the 132 businesses in 2023.

III. AGRICULTURE AND FISHING

In 2024 the Real Gross Domestic Product for the Agriculture sector contracted by 1.1 percent, falling from \$194.4 million in the previous period to stand at \$196.5 million. The performance of the sector was mainly attributed to declines in the production observed in the majority sub-sectors inclusive of the sugar industry (41.2 percent), the Livestock and Dairy sub-industry (2.9 percent) as well as the vegetable (4.8. percent), and root crop (3.9 percent) subsectors, which were negatively impacted by the adverse weather conditions.

Despite the debilitating impact of the Hurricane Beryl on the Fishing industry, where out of 312 active vessels, 165 vessels were damaged and 76 completely lost, there was a moderate increase (5.0 percent) in output recorded for the Fisheries industry, with an estimated total of 908 tonnes of finfish landed over the period.

COTTON PRODUCTION

During the period of review, the Ministry of Agriculture, Food and Nutritional Security (MAFS) was the sole producer of cotton for the 2023/2024 cotton harvest, which yielded 150 lbs of seed cotton from the four acres planted. This was a substantial decline in output from the 2022/2023 cotton season where 16,093.5 lbs of seed cotton was produced from approximately 172 acres. No cotton was delivered to the cotton ginnery during 2024.

The performance industry was severely impacted by a number of issues inclusive of inadequate land preparation, which resulted in the late planting of seed cotton in conditions that were not conducive to proper germination. Additionally, excessive rainfall caused water logging of fields, which made it difficult to plant, hindered ongoing efforts for weed control as well as imposed challenges in the harvesting of the crop. As a result, the fields become overrun with vines, which negatively impacted the crop yield. Pest control was also a challenge for the 2023/2024 cotton crop, which was affected by several pest outbreaks with the major pest being the cotton leaf worm, *Alabama argillacea*, which retarded plant growth and production.

LIVESTOCK AND DAIRY PRODUCTION

Table 18: Livestock and Dairy Production ('000 kgs) 2020-2024

Year	2020 (R)	2021 (R)	2022	2023(P)	2024(P)	% Change over 2023
Pork	2,869.19	2,634.03	2,539.35	2,450.12	2,535.87	3.50%
Beef	182.25	161.24	201.18	189.33	183.29	-3.19%
Veal	43.61	0.60	0.34	0.00	0.34	
Mutton	98.68	65.41	84.58	90.87	62.28	-31.46%
Chicken	11,964.86	13,183.42	15,536.33	15,527.52	15,924.90	2.56%
Turkey	141.48	298.08	134.73	161.06	103.46	-35.76%
Eggs	3,471.54	2,605.66	3,099.41	2,907.48	2,645.27	-9.02%
Milk	3,977.95	4,340.66	4,039.41	3,837.75	2,977.06	-22.43%
Total	22,749.56	23,289.10	25,635.33	25,164.13	24,432.47	-2.91%

SOURCE: Export Barbados (BIDC).

P- Provisional Estimates.

R- Revised Estimates.

Overall livestock production decreased by 2.9 percent during the year 2024, with declines registered in most commodities, including turkey (35.8 percent) and mutton (31.5 percent). Eggs and beef output also fell by 9.0 percent and 3.2 percent respectively compared to the previous year. However, pork and poultry recorded positive results with estimated production increasing by 3.5 percent and 2.5 percent correspondingly.

Milk production also fell by declined by 22.4 percent, as the industry continued to be challenged by a range of issues inclusive of the lack of replenishment of the local heard, and incidences of heat stress affecting animals.

VEGETABLE PRODUCTION

During the period of review, overall vegetable crop product fell by 4.8 percent, with an output of 11,816.0 thousand kilogrammes recorded in comparison to 12,417.4 thousand

kilogrammes in 2024. The overall performance of the sector was impacted by adverse weather conditions affecting the island. However, there were favourable increases observed for a number of commodities including: Figs (33.2 percent), runcifers (42.2 percent), paw paw (24.1 percent), marjoram (75.8 percent) and beets (73.5 percent); while plantain recorded the largest increase in production more than doubling the output of the previous year.

There were also noticeable declines in production, among the majority of the commodities monitored including Basil (92.8 percent), Chinese cabbage (59.2 percent), finger tomatoes (56.3 percent), Bonnavise (54.9 percent), squash (54.5 percent), Spinach (52.6 percent), Thyme (49.2 percent), pumpkins (48.7 percent), and eggplant (50. 9 percent).



Table 19: Select Vegetable Production 2020-2024 ('000 kgs)

Vegetable	2020(R)	2021(R)	2022(R)	2023	2024	% Change over 2023
Beans (String)	591.95	188.70	168.12	161.06	118.04	-26.7%
Beet	331.63	115.70	122.61	77.47	134.43	73.5%
Cabbage	594.25	290.56	311.85	345.68	280.80	-18.8%
Carrot	313.98	257.89	340.43	318.73	252.76	-20.7%
Corn	143.77	57.53	51.17	805.35	488.17	-39.4%
Cucumber	1,904.52	1,157.83	1,245.56	1,129.94	1138.43	0.8%
Egg Plant	346.10	178.33	209.09	147.64	72.56	-50.9%
Lettuce	1,857.18	1,059.83	979.70	710.04	596.45	-16.0%
Peas	33.88	29.04	43.94	73.63	64.64	-12.2%
Okras	1,219.56	891.79	673.57	549.53	447.39	-18.6%
Peppers (Hot)	896.63	383.27	226.13	142.54	138.94	-2.5%
Peppers (Sweet)	657.94	460.46	474.46	462.08	360.43	-22.0%
Pumpkins	905.71	392.78	505.67	414.08	212.37	-48.7%
Squash	1,085.08	1,082.29	970.34	609.94	495.23	-18.8%
Tomato	1,684.88	1,063.57	906.02	1,026.45	448.59	-56.3%
Bonavise	4.60	6.22	0.93	8.05	3.63	-54.9%
Chive	3,790.88	1,049.48	504.19	1,963.54	1783.95	-9.1%
Thyme	238.49	62.92	66.79	384.83	195.44	-49.2%
Marjoram	693.16	155.77	6.32	65.69	115.47	75.8%
Parsley	1,157.44	332.40	23.99	63.11	39.19	-37.9%
Spinach	116.08	60.34	27.62	52.69	25.00	-52.6%
Basil	0.36	1.77	1.02	6.99	0.50	-92.8%
Paw Paw	776.58	60.42	72.85	175.68	217.95	24.1%
Squash (finger)	68.04	8.64	16.56	33.86	15.42	-54.5%
Chinese Cabbage	360.90	124.58	224.26	293.06	119.64	-59.2%
Runcifers	17.60	9.74	9.56	11.13	15.83	42.2%
Bananas	1,630.83	1,429.37	258.81	1,836.64	2260.04	23.1%
Plantain	293.72	739.37	265.44	429.24	1673.71	289.9%
Figs	27.22	0.00	0.14	11.24	14.97	33.2%
Zucchini	103.83	101.49	66.76	107.50	86.00	-20.0%
Total	21,846.79	11,752.08	8,773.90	12,417.41	11,815.97	-4.8%

SOURCE: Agricultural Planning Unit, Ministry of Agriculture, Food and Nutritional Security.

R – Revised Estimates.

P – Provisional Estimates.

ROOT CROP PRODUCTION

Table 20: Root Crop Production ('000 kgs) 2020-2024

Year	2020 (R)	2021 (R)	2022 (P)	2023	2024	% Change over 2023
Cassava	1,551.01	1,213.88	560.36	805.35	488.17	-39.4%
Eddoes	263.12	201.05	287.63	250.35	214.26	-14.4%
Sweet Potato	3,544.26	3,413.90	2,543.46	3,407.61	3,552.64	4.3%
Yam	395.59	580.64	988.97	671.18	998.85	48.8%
Onion	1,327.73	1,402.02	1,486.48	1,327.32	959.59	-27.7%
Peanut	15.70	8.91	8.28	4.67	3.03	-35.1%
Total	7,097.41	6,820.40	5,875.18	6,466.48	6,216.54	-3.9%

SOURCE: Agricultural Planning Unit, Ministry of Agriculture, Food and Nutritional Security.
P- Provisional Estimates.

Root crop production contracted by 249.9 thousand kilograms during the year under review to stand at 6,216.5 thousand kilogrammes. Onion production was severely hampered during the review period, as heavy rainfall caused significant damage to onion fields resulting in farmers abandoning crops that were already planted. In addition to this, the planting schedule for onion was severely disrupted. As a result, onion production for 2024 recorded a significant decline of 27.7 percent to stand 959.6 thousand kilogrammes in 2024 compared to 2023, where 1,327.3 thousand kilogrammes. Eddoes and cassava also recorded declines of 14.4 percent and 39.4 percent respectively.

Yam recorded a significant increase of 48.8 percent or approximately 327,000 kilograms more than in 2023. Sweet potato production recorded a modest increase of 4.3 percent during the same review period. However, the sweet potato remained the main root crop commodity for the subsector, accounting for 57.1 percent of the total production.

LIVESTOCK AND DAIRY IMPORTS

Livestock and Dairy imports trended in the same negative direction during 2024 as domestic production suggesting a general decline in consumer demand. There was an overall marginal decline of 0.98 percent for 2024 for the quantities imported, falling from 10,474.86 thousand kilogrammes in 2023 to stand at 10,371.87 thousand kilogrammes. Beef, mutton and eggs declined by 9.8 percent, 21.5 percent and 44.1 percent respectively.

Milk imports recorded a percentage increase of 15.6 percent to stand at 2,763.4 thousand kilogrammes, which can be attributed to a response to the shortage of local milk. Poultry imports also increased by 6.7 percent or 93.3 thousand kilogrammes from the 1,389.2 thousand kilogrammes from the previous period, prompting the Barbados Agricultural Development and Marketing Corporation (BADMC) to be called upon to stabilise the supply of chicken on the local market, through the importation of broiler meat. Pork imports were on par with 2023 imports of that commodity.

Table 21: Livestock and Dairy Product Imports ('000 kgs) 2020-2024

Year	2020 (R)	2021 (R)	2022 (R)	2023 (R)	2024 (R)	% Change over 2023
Pork	2,152.33	2,783.03	2,676.94	2,917.05	2,919.89	0.10%
Beef	1,993.20	1,921.84	2,490.41	2,444.02	2,204.01	-9.82%
Mutton	1,007.71	1,002.50	1,175.35	1,182.98	929.00	-21.47%
Poultry	1,581.66	1,057.58	1,762.94	1,389.20	1,482.52	6.72%
Table Eggs	0.00	19.13	15.75	130.63	73.04	-44.09%
All Milk	2,874.35	3,211.97	3,085.83	2,410.98	2,763.41	14.62%
Total	9,609.25	9,996.05	11,207.22	10,474.86	10,371.87	-0.98%

SOURCE: Agricultural Planning Unit, Ministry of Agriculture, Food and Nutritional Security.

R – Revised Estimates.

P – Provisional Estimates.

VEGETABLE IMPORTS

During the period of review, imports of selected vegetable stood at 6,125.9 thousand kilogrammes, representing a decrease of 9.9 percent from the previous year. Cucumber, tomatoes and eggplant recorded significant declines of 87.1 percent, 76.3 percent and 66.9 percent respectively.

Paw Paw (521.0 percent) and Corn (161.9 percent) recorded high increases of importation; however, these figures should be viewed in the context that the importation of those commodities are usually low and accounted for less than 3 percent of total imports.



Table 22: Vegetable Imports ('000 kgs) 2020-2024

Year	2020	2021	2022	2023	2024	% Change over 2023
Beans (String)	0.67	0.36	2.38	2.09	3.09	47.85%
Beets	69.31	72.58	97.26	74.04	101.38	36.93%
Cabbage	473.08	477.48	580.82	598.95	587.83	-1.86%
Carrot	553.77	554.78	506.73	540.67	561.21	3.80%
Cauliflower	59.20	73.45	79.58	94.33	92.89	-1.53%
Corn	46.00	43.14	41.19	47.19	123.59	161.90%
Cucumber	14.51	3.69	3.19	14.67	1.9	-87.05%
Egg plant	0.40	0.94	7.58	2.57	0.85	-66.93%
Lettuce	465.91	424.15	508.94	519.05	670.59	29.20%
Peas	1.16	1.48	3.60	4.48	3.29	-26.56%
Melons	465.81	277.53	397.33	455.94	426.7	-6.41%
Okras	0.00	0.80	0.17	0.44	0.52	18.18%
Peppers (Hot)	6.04	0.00	19.32	14.27	17.21	20.60%
Peppers (Sweet)	273.22	252.34	252.55	293.52	285.44	-2.75%
Pumpkins	199.84	122.86	141.69	160.40	131.11	-18.26%
Squash	16.49	17.82	24.46	34.89	50	43.31%
Tomato	271.74	213.73	286.74	453.13	107.42	-76.29%
Spinach	11.16	16.65	27.99	31.40	34.89	11.11%
Paw Paw	41.81	31.26	18.65	7.09	44.03	521.02%
Bananas	2048.42	2,053.36	2,551.96	2,559.50	1,967.73	-23.12%
Plantain	1362.46	1,336.63	1,164.97	806.25	826.10	2.46%
Figs	1.80	2.2	5.16	4.87	5.24	7.60%
Zucchini	64.84	56.47	51.59	75.72	82.90	9.48%
Total	6,447.64	6,033.70	6,773.85	6,795.46	6,125.91	-9.85%

SOURCE: Agricultural Planning Unit, Ministry of Agriculture, Food and Nutritional Security.

Significant increases were also recorded for the importation string beans (47.9 percent), squash (43.3 percent), beets (36.9 percent) and lettuce (29.2 percent).

ROOT CROP IMPORTS

Total root crops imports were estimated at 2,021.4 thousand kilogrammes in 2024, representing a falloff of 18.6. percent from the 2,482.2 thousand kilogrammes

recorded in 2023. Significant declines were recorded for the majority of the commodities inclusive of Peanuts (94.2 percent), Sweet potato (88.8 percent), Eddoes (60.9 percent) and yam (33.3 percent).

Imports of Cassava recorded a high percentage increase over the period; however, the actual volume was approximately 11,000 kilos, for 2024 which can be considered negligible, in comparison to total imports of root crops.

Table 23: Root Crop Imports ('000 kgs) 2020-2024

Year	2020	2021	2022	2023	2024	% Change over 2023
Cassava	3.98	0.77	2.23	0.49	10.86	2116.3%
Eddoes	176.03	147.70	195.28	118.52	46.40	-60.9%
Sweet Potato	30.72	4.35	5.43	31.51	3.52	-88.8%
Yam	128.16	74.09	111.00	78.81	52.53	-33.3%
Onion	1,780.36	1,540.23	1,664.64	1,884.32	1,886.68	0.1%
Peanut	395.53	370.22	340.78	368.58	21.40	-94.2%
Total	2,514.78	2,137.36	2,319.36	2,482.23	2,021.39	-18.6%

SOURCE: Agricultural Planning Unit, Ministry of Agriculture, Food and Nutritional Security.



PROGRAMMES & POLICIES

During the period of review, the Ministry of Agriculture, Food and Nutritional Security continued to pursue programmes and policies to create the enabling environment for the development of the agricultural sector. These programmes included: 1) the Farmer's Empowerment and Enfranchisement Programme (FEED Programmes), 2) Water Augmentation Project (Phase 2), 3) the Shade House Project and 4) the Crop Escalation Programme.

Farmer's Empowerment and Enfranchisement Drive (FEED Programme)

In 2024, the FEED Programme continued to provide support to new and existing farmers seeking to establish a farming enterprise (mainly crop production) across various designated farming districts.

The technical team consisting of Barbados Agricultural Development and Marketing Corporation (BADMCM) Extension Officers, provided assistance in the form of farmers' meetings and training workshops where informative sessions were carried out to cover topics such as weed management, irrigation installation and rat baiting. FEED farmers also benefited from the provision of inputs such as planting materials, irrigation supplies and rat bait mixtures to improve farming activities.

In the last quarter of 2024, the BADMC in conjunction with the University of the West Indies conducted a Global GAP (Good Agricultural Practices) Workshop to sensitise farmers on various topics such as Integrated Pest Management (IPM), post harvesting practices, traceability in agriculture, digital agriculture, and the use of technology in farming (drones and organic farming). Certificates were awarded to all farmers who successfully completed the series of short courses. One hundred and twenty-four (124) persons completed online training during 2024 bringing the total number trained to one thousand and ninety-three (1,093). A total of three hundred and fifteen (315) individuals have been placed across various farming districts since the programme's launch in 2019.

Noticeably, over the period land allocations for persons trained were significantly reduced due to unavailability of irrigation water across some of the farming districts. In June 2024, the Water Augmentation Project commenced to address this issue in four farming districts at Mount Poyer in St. Lucy, Spencer's in Christ Church and Wakefield and Bath Plantation in St. John.

Water Augmentation Project (Phase 2)

To support the development of the agricultural sector, during the period of review the BADMC embarked on a Water Augmentation Project to further develop the irrigation capacity in several farming districts. This initiative was seen as critical as it sought to help to stabilise the production capacity and eliminate crop loss due to an inadequate supply of irrigation water.

The BADMC in conjunction with the Barbados Water Authority (BWA) and the Caribbean Institute for Meteorology and Hydrology (CIMH) conducted irrigation studies and were able to successfully install irrigation infrastructure to provide water connections to farmers in the Spencer's and Mount Poyer farming districts. This project is ongoing, and the other districts (Wakefield and Bath) are due to be completed in June 2025.

Shade House Project

As part of the Barbados-Guyana bilateral agreement, 45 macro-tunnel shade houses are to be deployed across the island in specific locations to enhance food production and food security. This project is expected to facilitate year round production, specifically with crops that would normally be affected during the rainy season. This initiative forms an integral part of the Accelerated Growth Enhancement (AGE) Programme where the main objective is to reduce the extra-regional food import bill by 25 percent before 2025. As part of the pilot program, shade houses have been erected at the Lears farming district and a public school as it intends to act as a stimulus for young people to pursue a fulltime career in agriculture wherein crops can be cultivated within a control environment and be a profitable business venture.

Crop Escalation Programme

In the last quarter of 2024, the BADMC commenced a Crop Escalation Programme with farmers in the FEED programme as well as the local farming community to further develop the agriculture sector and reduce the food import bill. As at December 31, 2024, 35 acres of land had been cultivated to increase agricultural production. It is envisioned that the programme will consider the inclusion of other lands such as parcels belonging to private plantations, small to medium private farms and lands under the former Land Lease Programme of the BADMC to allow for the growth of other key crops which can be targeted at the retail and value-added manufacturing sectors.

FISHERIES

The presence of Sargassum influxes continued to negatively impact the island's flying fish fishery in 2024. This, as highlighted in previous reports, is due to the presence of the algal mats prevents setting the nets as well as reducing the effectiveness of screelers in aggregating the fish within the fishing range of the boat. The reduced concentration of flying fish also reduces the numbers of predatory species such as dolphinfish within the fishing range of the fishing vessels, thereby reducing the catches of these species as well.

Conversely, the Sargassum mats have continued to draw the carangid species known locally as amberfish into the fishing range of the island's fleet and the resulting increased landings of these fish has somewhat mitigated the losses, both to fisherfolk and to the island's supply of fish, from the diminished catches of the traditional keystone flying fish and dolphinfish. In 2024 an estimated total of 908 tonnes of finfish was landed at Barbados, a slight (5.0 percent) increase compared to the total fish catch for Barbados in 2023 (865 tonnes).

However, the impact of Hurricane Beryl on the fishing fleet also had a significant impact on potential fish catches. Indeed, it is quite impressive that the landings of some species such as tunas remained at commendable levels while species such as flying fish increased over last year's levels, albeit though still well below historic levels due to the sargassum impacts just explained. However, it should be noted that the observed increased landings of some species reported here, such as sharks and small tunas, may be partially attributed to the improved landings data collection program described below. In the case of small tunas, the increase may be attributed to incidences of fishing around anchored Fish Aggregating Devices (aFADs).

IMPACT OF HURRICANE BERYL

The 1st of July saw the passing of Hurricane Beryl, a Category four hurricane at the time which passed 80 miles south of the island. Despite it not being a direct hit, storm surges were generated, greatly affecting the infrastructure to the south of the island.

Storm surge affected the Bridgetown Fisheries Complex, destroying over 160 metres of the breakwater structure, damaging two fuel pump stations which are privately operated and causing significant damage to four jetties including a section of the jetty near the breakwater which is approximately 100m in length. Handrails, solar lights and utility stations on the jetties were also damaged. Debris such as boat materials and tyres which acted as fenders

now cover the floor of the harbour which need to be cleaned. The harbour subsequently needs to be dredged to allow larger vessels to travel through in the future. The dredging cost has been estimated at BBD\$500,000.

The Bridgetown Fisheries Complex (BFC), which housed a number of vessels both from the BFC and Oistins landing sites during the passage of the hurricane was severely damaged. Vessels moored inside the complex clashed against each other, with several sinking to the bottom. 165 vessels were damaged and 76 completely lost, which in a fleet which numbers 312 active vessels in total, heavily impacted the landings seen during the second half of the year.

There was also extensive damage to the infrastructure of the Oistins and Six Men's Bay landing sites. The estimated cost to repair the privately operated ice jetty at Oistins is estimated at BBD\$450,000.

The swells generated by Hurricane Beryl caused anchored Fish Aggregating Devices (aFADs) 1 and 2 to be forcibly moved from their original locations and FADs 4 and 5 were completely lost. As one FAD costs approximately BBD\$50,000 damages reach BBD \$100,000. After Beryl, 5 private aFADs were deployed to augment the complement of FADs around the island.

Several fish pots across the island were also damaged due to the increased wave energy as the system passed, either being destroyed or in need of repairs. A total of 114 fish pots have been reported damaged by 40 pot fishers at various landing sites around the island at the time of this report. Fisherfolk at Pile Bay lost 56 pots, Bay Street lost 28 fish pots, Half-moon Fort lost 18, and St. Lawrence lost 12. The average fish pot ranges from \$450 - 500, with the upper-limit cost of repairs being estimated at BBD\$57,000.




Table 24: Estimated Fish Landing for 2023 & 2024 (tonnes)

Species	Estimated Landings for 2023	Estimated Landings for 2024	% Change over 2023
Flying Fish	178	273	53.4%
Dolphinfish	144	127	-11.8%
kingfish	12	22	83.3%
Shark	5	12	140.0%
Tunas	223	211	-5.4%
Billfishes	29	24	-17.2%
Swordfish	7	8	14.3%
Snappers	31	26	-16.1%
Amberfish	NR	57	NA
Carangids	NR	36	NA
Total Carangids	92	93	1.1%
Small tunas	1	4	300.0%
Potfish	44	25	-43.2%
Turpits	44	14	-68.2%
Lobster	2	1	-50.0%
Conch	0.1	0.2	100.0%
Barracuda	40	47	17.5%
Any Other Variety	15	21	40.0%
Lionfish	1	1	0.0%
Total Finfish	865	908	5.0%

SOURCE: Fisheries Division Ministry of Environment and National Beautification, Green and Blue Economy.

NR: Not reported in disaggregated form.

NA: Not applicable.

FLYING FISH

The estimated total landings of flying fish in 2024 was 273 tonnes, a 53.4 percent increase over the catch reported in 2023 (178 tonnes). Despite this increase, catches of flying fish continued to very low based on historical values, with the 2024 value ranking as the sixth lowest catch recorded for the island since nylon gillnets were used and fish catches routinely collected as well as among the years impacted by mass influxes of sargassum (2011, 2012 and 2015 through 2023). The lowest flying fish catch was 124 tonnes reported for 2019.

DOLPHIN FISH AND KING FISH

The total catch of dolphinfish was lower (11.8 percent) in 2024 (127 tonnes) compared to the catch reported for this species (144 tonnes) for 2023. The 2024 dolphin landings ranked as the second lowest catch recorded for the island since fish catches routinely collected, as well as among the years impacted by mass influxes of sargassum (2011, 2012 and 2015 through 2023). The lowest dolphinfish catch was 121 tonnes reported for 2021.

Similarly, the 2024 catch of kingfish (22 tonnes) was greater than that recorded in 2023 (12 tonnes) but is still slightly less than half the mean annual landings of this species group for the period 1997 through 2023 (24.7 tonnes).

HIGHLY MIGRATORY LARGE PELAGICS

Annual landings of tunas in 2024 (211 tonnes) was slightly lower than the landings of this species group reported for 2023 (223 tonnes) but still above the average landings of this group for the period 1997 through 2024 (178 tonnes). Landings of billfish (24 tonnes) were slightly less than the landings for these respective groups in 2023 (29 tonnes) while swordfish landings increased slightly in 2024 (8 tonnes) compared to 2023 (7 tonnes). The total landings of sharks increased in 2024 (12 tonnes) compared to the landings reported for this species group in 2023 (5 t). The landings of shark reported in 2024 was above the average for the period 1987-2023 (9.8 tonnes).

REEF FISH

Landings of snappers in 2024 (26 tonnes) decreased slightly from the (31 tonnes) landed in 2023 but was still higher than the mean landings for this group for the period 1997 through 2024 (21 tonnes) although it is still less than the maximum catch of this group reported in 2019 (41 tonnes). In 2024 total landings of Carangids (the aggregate grouping of species of jacks and johns

including the popular almaco jack, commonly referred to as amberfish (93 tonnes) was slightly higher than the catch of this aggregate group reported for 2023 (92 tonnes) of species (149 tonnes) reported in 2022. Almaco jack (commonly referred to as amberfish) comprised 61 percent (57 tonnes) of the total Carangid group.

BARRACUDA

Landings of barracuda (47 tonnes) increased by a significant 17.5 percent compared to landings of the species reported in 2022 (40 tonnes).

SEA EGG FISHERY

After consultations with fisher divers, it was agreed that local sea-egg stock abundance was still too low to open the fishery and as such it remained closed through 2024.

LIONFISH

A small fishery for lionfish still exists in Barbados but accurate disaggregated records of landings of this species are not routinely collected at the markets and the other landing sites. Landings are presently included in the aggregate AOV category. In 2024, just over 1 tonnes of lionfish was reportedly landed in Barbados, the same value as last year and is around the mean annual total landings for this invasive species in 2019-2024.

SPORT FISHING

Development of the sport fishing industry advanced significantly in 2024, with two major Billfish tournaments and 4 Goggle eye and Kingfish (Wahoo) tournaments successfully hosted by the Barbados Game Fishing Association. Representatives from Barbados also participated in other eastern Caribbean tournaments (Grenada, Saint Lucia, Martinique) throughout the year. A team from Barbados placed 4th overall in the Offshore World Championship in Cost Rica in 2023. Data collection of landings from charter trips at ports where sport fishing vessels are berthed began in the summer 2024. Potential areas of research include the economic valuation of the sub-sector and the contribution of sport fishing to the Tourism sector.

FISHING FLEET

The numbers of fishing vessels by type passing inspection and registered are presented in the table on the following page.



Table 25: Fishing Fleet by Type 2023-2024

Year	2023(P)	2024
Moses	720	722
Day-boats	182	160
Ice boats	180	134
Long-liners	49	46
Total Finfish	865	908

SOURCE: Fisheries Division, Ministry of Environment and National Beautification, Green and Blue Economy.

PROGRAMMES & POLICIES

Data Collection Programme

During 2024, the island's data collection program continued to be significantly expanded to enhance fisheries management and sustainability. This includes increasing the data collector team by five and assigning them to previously unmonitored secondary and tertiary landing sites as well as visiting other significant landing sites. Coverage increased from six to 21 sites around the island to gather more comprehensive and validating data on fish catches, fishing trip details, and economic information through a comprehensive form developed in KoboToolbox.

Data collection expanded from monitoring the original six primary landing sites to include six secondary landing sites and nine tertiary landing sites, the total estimated landings for 2024 have seen an increase compared to the previous year.

To track vessel movements and fishing effort, 36 Pelagic Data Systems (PDS) cellular tracking devices were installed on small-scale vessels across 13 landing sites to illustrate how fishing effort changes through space and time. This pilot project demonstrates the potential of vessel tracking technology to inform evidence-based fisheries management decisions.

Additionally, a total of 66 satellite Vessel Monitoring Devices have been installed on active longline vessels and

iceboats through the DigiFish Programme. A consultant from Remora Technology led training sessions in the latter half of the year to demonstrate the vessel monitoring platform to fisheries stakeholders and regulatory agencies. Scoping visits were also conducted to identify the areas for the installation of Smart Scales to promote traceability of the tuna fishery and enhance data collection capabilities at the Bridgetown Fishing Complex. The data intelligence and visualisation platform of the Smart Scales will compile the data collected to identify species, conduct digital biological sampling, determine catch location, calculate fishing effort, analyse landings and begin the traceability certification process.

The use of electronic monitoring systems (EMS) for longline vessels with Shellcatch onboard cameras is currently first being explored as part of the regional REBYC-III CLME+ project aimed at managing bycatch and reducing discards. However, the EMS will also be applied to report on fishing activity in the contexts of collecting accurate trip information as well as fulfilling observer requirements.

A bespoke Fisheries Information Platform is being developed in collaboration with InterGen Technology Inc. to address data scarcity and develop data-driven solutions to inform decision making. This platform will include a robust database, Application Programme Interfaces (APIs) for integration of the vessel monitoring system (VMS), Shellcatch onboard cameras, and Remora Fishing Traceability. It will also include a user-friendly dashboard to serve the needs of fisheries management officials, policymakers, researchers, fisherfolk, and the general public. The pilot platform began testing in November 2024.



Sustainable Fisheries Management and Development Suite of Laws

The Sustainable Fisheries Management and Development suite of laws are part of a legislative reform project for Barbados' fishing industry which commenced in 2019 under the auspices of the Ministry of Maritime Affairs and Blue Economy. This comprehensive and cutting-edge legislative framework aims to realise to the highest level the potential of Barbados' fisheries sector and chart the way forward to sustainable development. The suite of laws is two-prong.

The Sustainable Fisheries Management and Development Act and its regulations provides the legislative framework for the pre-harvest and harvest aspects of the fisheries sector, whereas the Sustainable Fisheries Management and Development (Seafood Markets and Businesses) Act and its regulations provides the legislative framework for the post-harvest sector. The new Fisheries Management Regulations (2023) will also be subsumed under the new Act.

The suite covers a wide spectrum of areas to support fisheries governance and an adaptive co-management approach. It also presents innovative legal regimes including corporate social responsibility in fisheries, fisheries-specific payment for ecosystem services schemes, seafood

traceability and fraud prevention in fisheries and the creation of the Barbados Institute for fisheries and fisheries-related studies.

The suite of laws was approved by Cabinet on May 18th 2023 after several consultations with stakeholders at different points along the fisheries value chain. The Policy Framework and Legislation for Aquaculture and Mariculture Management were approved on June 9th 2023. Since then, the drafting instructions were sent to the Chief Parliamentary Council to be formalised into law.

Further consultation with stakeholders was conducted after the bills were drafted. On October 17th 2024, the Sustainable Fisheries Management and Development Bill, 2024 and the Sustainable Fisheries Management and Development (Seafood Markets and Businesses) Bill, 2024 were approved for introduction into Parliament. The Bill was passed in parliament on February 7th 2025. Next Steps include the debate in Senate and Presidential assent. Once enacted, the suite of laws will repeal and replace the existing 1993 Fisheries Act, Cap. 391.

IV. INTERNATIONAL FINANCIAL AND BUSINESS SERVICES

A key driver for the advancement of a socio-economic system, regardless of its size, is its ability to engage in competitive trade and commercial activity on a global scale. By accessing and penetrating larger markets through trade and being exposed to stronger competition, technical knowledge, and technologies available in developed countries, smaller economies such as Barbados can boost productivity, innovation, and diversity – ultimately leading to growth.

During the period, the MEB continued to pursue initiatives to create the policy framework and environment which allows the global business sector to contribute to the economic and social development of Barbados through the attraction of reputable businesses of substance and investment.

NEW COMPANY FORMATION AND ENTITIES LICENSED

There were seven (7) new Corporate and Trust Service Providers (CTSPs) licensed in 2024, representing a slight increase from four (4) licensed for 2023. Renewals for CTSPs increased modestly from 109 licensed in 2023 to 116 licensed in 2024. This steady growth resulted from changes that were made to the Companies Act

Cap.308 requiring Companies incorporated under the Companies Act Cap. 308 with an annual revenue in excess of BBDD \$1 million, Limited Partnerships as described in Section 4A (1) of the Financial Services Commission (FSC) or under the Financial Institution Act (FIA) legislation to engage the services of a CTSP.

Also, seventy-nine (79) new Trusts were registered under the Miscellaneous Provisions Act 2018-49 in 2023, representing a significant increase from three (3) in 2023. One (1) Private Trust Company (PTC) was renewed in 2023, remaining constant with the previous year, while no new PTCs were recorded.



Table 26: New Company Formation and Entities Licensed 2022-2024

Type of Entity	2022	2023	2024
New FCPs	259	288	314
Renewed FCPs	2043	2258	2151
Trusts	17	3	79
New Private Trust Companies	0	0	0
Renewed Private Trust Companies	1	1	1
New CTSPs	5	4	7
Renewed CTSPs	109	109	116

SOURCE: Ministry of Energy and Business.

In 2024, 314 new Foreign Currency Permits (FCPs) were issued in comparison with 288 FCPs in 2023. In addition, 2,151 FCPs were renewed compared to 2,258 FCPs in 2023. These permits which were issued under the Foreign Currency Permits regime, came on January 1, 2019, in direct response to the fall-out that was anticipated from the simultaneous abolition of six (6) preferential tax regimes, inclusive of the International Business Company (IBC) and International Society with Restricted Liability (ISRL) regimes. The FCP regime grants qualified entities who earn 100 percent of their income in foreign currency exemptions under the Exchange Control Act Cap. 71, from the payment of stamp duty, property transfer tax and value added tax.

LEGAL AND REGULATORY REFORM

The key pieces of legislation that continued to be developed, implemented/augmented/repealed over the review period included the amendment of section 52A of the Income Tax Act, Cap. 73, which introduced a standard corporate income tax rate of nine percent. This rate does not apply to those activities which benefit from a preferential regime according to Forum on Harmful Tax Practices (FHTP) standards, namely Insurance Business, International Shipping and Patent Box. Consequently, the Companies (Economic Substance) Act, 2019-43 was repealed on the January 1, 2025.

The Foreign Currency Permits Act, 2019 was repealed and replaced to include exemptions of Trust arrangements, and to clarify entities who would have been entitled to hold an FCP given that earned 100 percent of their income as foreign exchange.

The new Act will therefore see the definition of 'Qualified person' expanded to include:

- A trustee in relation to a trust;
- An external company. The definition of 'external company' will be included under the new FCP Act;
- Previously, only companies incorporated under the Companies Act were qualified persons for the purposes of the FCP Act. The meaning of 'company' under the new FCP Act will be expanded to include a shipping company within the meaning of the Shipping Corporations Act, Cap 296B so that these companies will now be qualified persons.

BILATERAL INVESTMENT AGREEMENTS/TREATIES AND RESEARCH

NEGOTIATION OF A DOUBLE TAXATION TREATY WITH THE REPUBLIC OF GHANA

The negotiation of Double Taxation Agreements (DTAs) continues to play an integral role in the Government's strategic plan for enhancing Barbados' position as a global business centre. These are agreements that mitigate the effect of double taxation and contribute to Barbados' attractiveness as a jurisdiction where businesses of substance are encouraged to grow. Additionally, Bilateral Investment Treaties (BITs) are also recognised as important instruments of economic policy for Barbados given their use, not only to protect and promote investment, but also to send a positive signal, and constitute a competitive and judicial surety to both real and potential investors.

During the review period, Barbados and the Republic of Ghana continued negotiations for a Bilateral Investment Treaty, culminating in a finalised draft agreement, with certification currently underway in Barbados. Additionally, the Barbados Negotiation Team visited Ghana to discuss a Double Taxation Treaty. While initial talks were productive, further discussions are planned to reach a mutually beneficial agreement.

TERMINATION OF THE BARBADOS/NORWAY DTA

The Barbados/Norway DTA was terminated in accordance with Article 32 of the Agreement, by the Kingdom of Norway from January 1, 2024.

REVISION OF THE BARBADOS MODEL DTA (DOUBLE TAXATION AGREEMENTS)

Revision of the Double Taxation Agreements (DTA) began in 2024 with a draft proposal to update the model in line with Barbados' corporate tax reforms and international tax standards, aiming to keep the country competitive while ensuring its fair share of revenue. The strategy paper stressed the increasing significance of the tax treaty as Barbados moves to a nine percent corporate tax rate and a 15 percent domestic top-up tax for large Multinationals Enterprises (MNEs).

SIGNATURE OF THE BARBADOS/UAE BIT (UNITED ARAB EMIRATES BILATERAL INVESTMENT TREATIES)

The Barbados/UAE BIT was ratified on January 22, 2024, and awaits notification of the same from the UAE.

Table 27: Double Taxation Agreements (DTAs) in Force

	COUNTRY	DATE OF SIGNATURE	ENTRY INTO FORCE
1	THE UNITED KINGDOM ¹ (REVISED)	APRIL 26, 2012	DECEMBER 19, 2012
2	CANADA	JANUARY 22, 1980	DECEMBER 22, 1980
	PROTOCOL TO THE BARBADOS/CANADA DTA	NOVEMBER 8, 2011	DECEMBER 17, 2013
3	USA	DECEMBER 31, 1984	FEBRUARY 28, 1986
	1ST PROTOCOL TO US/BARBADOS DTA	DECEMBER 18, 1991	JANUARY 1, 1994
	2ND PROTOCOL TO US/BARBADOS DTA	JULY 14, 2004	DECEMBER 20, 2004
4	FINLAND	JUNE 15, 1989	AUGUST 20, 1992
	PROTOCOL TO BARBADOS/FINLAND DTA	NOVEMBER 3, 2011	JUNE 1, 2012
5	SWEDEN	JULY 1, 1991	DECEMBER 1, 1991
	PROTOCOL TO THE BARBADOS/SWEDEN DTA	NOVEMBER 3, 2011	DECEMBER 12, 2012
6	SWITZERLAND ²	AUGUST 20, 1963	1963
7	CARICOM ³	JULY 6, 1994	JULY 7, 1995
8	VENEZUELA	DECEMBER 11, 1998	JANUARY, 2001
9	CUBA	JUNE 17, 1999	MARCH 16, 2000
10	CHINA	MAY 15, 2000	OCTOBER 27, 2000
	PROTOCOL TO CHINA TREATY	FEBRUARY 10, 2010	JUNE 9, 2010
11	MALTA	DECEMBER 5, 2001	JUNE 19, 2002
	PROTOCOL TO BARBADOS/MALTA	SEPTEMBER 25, 2013	APRIL 30, 2014
12	MAURITIUS	SEPTEMBER 28, 2004	JANUARY 28, 2005
	PROTOCOL TO THE BARBADOS/REPUBLIC OF MAURITIUS DTA	DECEMBER 6, 2017	
13	BOTSWANA	FEBRUARY 23, 2005	AUGUST 12, 2005
	PROTOCOL TO THE BARBADOS/BOTSWANA DTA	SEPTEMBER 4, 2014	
14	AUSTRIA	FEBRUARY 27, 2006	APRIL 1, 2007
15	KINGDOM OF THE NETHERLANDS	NOVEMBER 28, 2006	JULY 12, 2007
	PROTOCOL TO THE BARBADOS/NETHERLANDS DTA	NOVEMBER 27, 2009	NOVEMBER 13, 2011
16	REPUBLIC OF SEYCHELLES	OCTOBER 19, 2007	APRIL 21, 2008
17	REPUBLIC OF MEXICO	APRIL 7, 2008	JANUARY 16, 2009
18	PANAMA	JUNE 21, 2010	FEBRUARY 18, 2011
19	LUXEMBOURG	DECEMBER 1, 2009	AUGUST 8, 2011
20	SPAIN	DECEMBER 1, 2010	OCTOBER 14, 2011
21	ICELAND	NOVEMBER 3, 2011	FEBRUARY 24, 2012
22	CZECH REPUBLIC	OCTOBER 26, 2011	JUNE 6, 2012
23	BAHRAIN	DECEMBER 3, 2012	JULY 16, 2013

Table 27: Double Taxation Agreements (DTAs) in Force contd.

	COUNTRY	DATE OF SIGNATURE	ENTRY INTO FORCE
24	SINGAPORE	JULY 15, 2013	APRIL 25, 2014
25	SAN MARINO	DECEMBER 14, 2012	AUGUST 6, 2013
26	QATAR	DECEMBER 6, 2012	JUNE 5, 2013
27	UNITED ARAB EMIRATES	SEPTEMBER 22, 2014	FEBRUARY 18, 2016
28	RWANDA	DECEMBER 22, 2014	MAY 22, 2015
29	ITALY	AUGUST 24, 2015	OCTOBER 17, 2017
30	CYPRUS	MAY 3, 2017	SEPTEMBER 11, 2017
31	THE PORTUGUESE REPUBLIC	OCTOBER 22, 2010	OCTOBER 6, 2017

SOURCE: Ministry of Energy and Business

Table 28: Bilateral Investment Treaties (BITs)

Count	COUNTRY	DATE OF SIGNATURE	ENTRY INTO FORCE
1	United Arab Emirates	December 04, 2023	Not yet in force
2	Belgium/Luxembourg Economic Union	May 29, 2009	Not yet in force
3	Mauritius	September 28, 2004	June 28, 2005
4	China	July 20, 1998	October 1, 1999
5	Canada	May 29, 1996	January 17, 1997
6	Cuba	February 19, 1996	August 13, 1998
7	Italy	October 25, 1995	July 21, 1997
8	Switzerland	March 29, 1995	June 26, 1995
9	Germany	December 2, 1994	May 11, 2002
10	Venezuela	July 15 1994	October 31, 1995
11	The United Kingdom	April 7, 1993	April 7, 1993

SOURCE: Ministry of Energy and Business.

V. ENERGY AND PUBLIC UTILITIES

ELECTRICITY

The annual sales of electricity in 2024 totalled 1,044 million kWh of which 14.4 percent was generated by renewable energy (RE) sources. This was a 7.2 percent increase over the 974 million kWh of annual sales for 2023. Distributed RE generators, primarily rooftop photovoltaic (PV) systems, contributed 150.58 million kWh (13.1 percent) while 14.41 million kWh (1.3 percent) was generated from the utility owned 10MW solar PV plant in 2024.

The Barbados Light & Power reliability declined somewhat in 2024 with its intensity (a measure that considers the product of the average interruption duration and frequency rates) increasing from 10.8 in 2023 to 16.0 in 2024 — which was their previous best-performing year.

BLPC, with \$517 million USD of assets and approximately 135,800 customers, owns 243 MW of generating capacity, of which 96 percent is oil-fired and four per cent is solar. The company owns approximately 188 kilometres of transmission facilities and 3,989 kilometres of distribution facilities. Their approved regulated return on rate base for 2023 was 10 percent.

The largest category of energy consumers was the Commercial, Services and Public Sector, which accounted for 38.9 percent of electricity or 406.3 million kWh. This sector was followed the domestic sector accounting for 37.9 percent of total sales or 395.6 million kWh. Industrial users accounted for approximately 22.8 percent of electricity consumption with 237.9 million kWh. These were followed by Agriculture, Fishing and Mining, then Streetlights and lastly construction each consuming less than one percent.

KEY POLICIES AND PROJECT DEVELOPMENT

Renewable Energy and Storage Hosting Capacity Study (Hosting Capacity Study)

The Ministry of Energy and Business (MEB) executed a Renewable Energy and Storage Hosting Capacity Study (Hosting Capacity Study). The study was expected to recommend guidelines and operational procedures which can be utilised to identify the quantity of solar photovoltaic (PV) generation which can be integrated onto the grid to facilitate independent power producers (IPPs) who were applying for licences. It was anticipated that the proposed guidelines would provide a framework for the efficient integration of systems onto the grid thereby promoting grid reliability and improving power quality.

During the consultancy, it was ascertained that additional software and data was required to continue the study. As such, the Ministry procured additional technical software modules and is in the process of collecting and collating the requisite data to perform additional modelling.

VI. TRANSPORTATION

PUBLIC TRANSPORT

The importance of the transport sector lies with being able to connect the inputs used in the production of goods and services such as labour and raw materials, as well as ensuring that output from the production process reach customers. During the period under review, road deterioration, potholes, road safety issues, transport and transportation challenges, water scarcity, financing and climate crisis issues, continued to dampen the performance of the transport sector.

The Ministry of Transport and Works (MTW) over the period remained focused on investing in climate-resilient infrastructure, in order to reduce capital and output losses in the event of natural disasters and contain any adverse impact on drainage and road networks. Barbados continues to be one of the leading developing states at the forefront of the climate crisis and environmental sustainability issues. This responsibility permeates into the work of MTW given the potential for environmental impacts that can occur during the building, operating and maintaining road, transport and infrastructural assets.

For 2024, an estimated BDS\$ 36,740,909 was invested in road and drainage solutions across the island in line with building climate resilient infrastructure across the network. Additionally, MTW expended BDS\$120.6 million, maintaining its financial requirement, representing a 7.4 percent decrease over the previous year's expenditure (BDS\$130.4 million) to execute its programme.

As part of the country's Public Capital Works programme, the Ministry of Transport and Works also pursued the implementation of the following projects in 2024:

- **Electronic Vehicle Registration (EVR) Project (valued at BDS\$9.2 million)** – The EVR uses radio frequency identification (RFID) technology to electronically identify vehicles and validate the identity, status, and authenticity of vehicle data. This unique electronic identification code is established for each vehicle via a tamper-resistant windshield sticker tag, and each unique code is linked to a record in the centralised owner/vehicle-based database. The EVR programme

has completed the first three (3) phases and will go live in 2025.

Three (3) registration centres have been completed and are fully functional. The fourth was due to be functioning in the Barbados Port Authority during 2024; however, this initiative was delayed due to major damage caused by Hurricane Beryl to the infrastructure. The legal framework is expected to be completed to provide an automated means to screen vehicle registration compliance 24/7.

Presently, the BLA is conducting a pilot programme of EVR tagging of vehicles and the results at the end of December 2024 indicate that 19,194 vehicles out of a total of 135,157 registered vehicles were tagged by the EVR system; in comparison in end of December 2023, where 17,318 vehicles out of a total of 135,157 registered vehicles were tagged.

- **National Signage and Street Infrastructure Project (valued at BDS\$3.5 million)** – To date a street audit has been completed under this project and the services of three (3) sign makers to have been procured to fabricate signs for erection across Barbados.

- **National Beautification Programme (Project budget: BDS \$1 million)** – This initiative, aimed at enhancing the cleanliness and aesthetic appeal of Barbados, encompasses weeding, de-bushing, debris removal, and roadside maintenance along approximately 800 kilometres (about 497.1 mi) of the road network. Currently, fifteen contractors are engaged, employing approximately one hundred and thirty-five (135) workers to implement the project.

In the first month, October 2024, 193 KM of the road network was cleaned. In the second month, an additional 248 KM was cleaned, with individual contractors covering distances ranging from 13.2 KM to 44.1 KM. Between December 26, 2024, and January 9, 2025, 152 KM of road was cleaned. The project is on track to meet its desired objectives by the end of the pilot period.

BARBADOS TRANSPORT BOARD(BTB)

During the review period, the size of the Barbados Transport Board (BTB) Bus Fleet remained unchanged from the previous year, with a total 126 vehicles. However, the BTB bus fleet still boasted the largest collection of electric buses in the Caribbean with a total of 59 electric air-conditioned vehicles equipped with Wi-Fi, crisscrossing the island. The electric buses operate in conjunction with some older vehicles that are heading for retirement.



Table 29: Barbados Transport Board Bus Fleet 2020-2024

YEAR	MAKE	2020	2021	2022	2023	2024
1997	CAIO	6	2	-	-	-
1997	HINO	8	8	8	7	7
1997	MARCOPOLO	10	3	3	-	-
2000	HINO	6	6	6	3	3
2000	MARCOPOLO	18	19	19	12	12
2000	BUSCCAR	9	7	7	-	-
2004	MARCOPOLO	18	15	15	13	13
2004	MARCOPOLO SENIOR	1	1	1	1	1
2006	MARCOPOLO	53	35	35	31	31
2006	MERCEDES BENZ SPRINTER	1	1	1	-	-
2020	ELECTRIC BYD	33	49	49	59	59
TOTAL FLEET		163	146	144	126	126

SOURCE: Barbados Transport Board.

In 2024, total passenger ridership recorded by the Barbados Transport Board stood at 9,028,250 passengers, representing a negligible decline of 0.2 percent, from 9,034,568 persons registered in 2023. The modest decline was a result of declines observed in all categories of ridership, with the exception of Other passengers, Pensioner Ridership, Student Ridership, which increased by 22.9 percent, 2.8 percent and 2.4 percent respectively.

The categories of General Passenger Rides-Manual Tickets (4,486,532 persons), Pensioner Ridership (2,331,755 persons) and Student Ridership (2,172,406 persons), accounted for the majority (99.6 percent) of the passenger ridership recorded in 2024. The BTB continued the use of physical travel cards in 2024 with the intention of moving to the automatic fare collection system.



Table 30: Barbados Transport Board Ridership Calendar Years 2020- 2024

YEAR	2020	2021	2022	2023	2024
General Passenger Rides (Manual Tickets)	3,566,898	3,690,954	4,756,170	4,579,826	4,486,532
General Passenger Travel Card rides	13,375	393	2,702	25,733	NA
Student Ridership	1,101,024	366,490	1,551,928	2,121,760	2,172,406
Pensioner Ridership	1,584,883	1,965,995	2,205,801	2,267,881	2,331,755
Employee	5,246	7,145	8,698	6,631	5,252
Police	20,393	24,327	22,195	20,648	17,545
Other passengers	5,489	4,743	8,547	12,089	14,860
Total Passenger Ridership	6,297,308	6,060,047	8,556,041	9,034,568	9,028,350

SOURCE: Barbados Transport Board.

BARBADOS TRANSPORT AUTHORITY (BTA)

In 2024, the Barbados Transport Authority (BTA) continued to execute their functions of planning of a transport system, regulating the number of buses and route taxis, and supervising the business of the terminals. The Authority has full facility management at the Constitution River Terminal (CRT), the Cheapside Terminal (CT) and the western side of the Speightstown Terminal (ST).

During the period of review, there were 384 public service vehicles recorded which serviced 121 different routes throughout the various terminals, unchanged from the previous year. The majority of the public service vehicles (155 vehicles) operated out of the Constitutional River Bus Terminal, which catered to 46 bus routes. Followed by the Speightstown Bus Terminal, where 123 vehicles operated and catered to 27 buses routes, the fewest among the three terminals.

Table 31: Operations at the Bus Terminals in 2023

Operations	Constitution River	Cheapside	Speightstown	TOTAL
Routes	3,566,898	3,690,954	4,756,170	4,579,826
Public Service Vehicles	13,375	393	2,702	25,733

SOURCE: Barbados Revenue Authority.

VEHICLES FOR HIRE BY CATEGORY

According to the BTA, the total number of Public Service Vehicles issued with permits increased by 6.4 percent to stand at 10,971 vehicles in 2024, compared to 10,316 vehicles recorded in the previous period. Of the 10,971 permits issued to registered vehicles, 78.4 percent or 8,599 permits were recorded as “In Use” which in line with the observations of the previous year, where 8,032 permits out of the 10,316 permits issued (or 77.9 percent) were

considered as “In Use”. Additionally, the number of vehicles issued with permits recorded as “Not in Use” declined to 907 vehicles from 997 Vehicles in 2023, while vehicles with permits which are considered “Reserved” increased by 13.4 percent to stand at 1,465 vehicles.

In 2024, approximately 55.1 percent of the permits issued were attributed to “H” Vehicles, which was followed by “Z” Vehicles (23.3 percent or 2,559 permits) and “ZM” Vehicles (9.3 percent or 1,017 permits).

Table 32: Permits by Category of Hired Vehicle Years in 2023 & 2024

Category	2023				2024			
	Total	In Use	Not In Use	Reserved	Total	In Use	Not In Use	Reserved
B	326	283	12	31	375	327	11	37
B-Charity	78	70	4	4	91	79	4	8
BM	228	224	0	4	NA	NA	NA	NA
BT	175	151	1	23	179	159	0	20
H	5319	3804	729	786	6041	4469	656	916
H Cycle	25	20	4	1	24	21	0	3
HL	73	34	35	4	73	36	33	4
Z	2496	2111	139	246	2559	2151	130	278
ZM	984	781	66	137	1017	808	65	144
ZR	612	554	7	51	612	549	8	55
TOTAL	10316	8032	997	1287	10971	8599	907	1465

SOURCE: Barbados Transport Authority.

Table 33: Vehicle Accident Claims for the period 2022-2024

Parish	2022		2023		2024	
	Payments	Claims	Payments	Claims	Payments	Claims
St. George	\$145.00	1.00	\$3,082.57	9	\$3,669.68	9.00
Christ Church	\$3,584.79	10.00	\$8,115.94	23	\$9,745.40	12.00
St. James	\$324.13	2.00	\$4,385.15	16	\$13,415.23	15.00
St. Michael	\$4,666.34	14.00	\$11,164.27	15	\$15,641.95	16.00
St. Philip	\$1,224.34	3.00	\$895.00	2	\$1,387.94	2.00
St. Joseph	\$0.00	0.00	\$363.51	1	\$0.00	0.00
St. Thomas	\$494.38	1.00	\$733.85	2	\$932.31	3.00
St. Peter	\$506.76	2.00	\$384.65	1	\$3,965.77	3.00
St. Lucy	\$0.00	0.00	\$232.06	1	\$554.00	1.00
St. John	\$633.99	1.00	\$0.00	0	\$0.00	0.00
St. Andrew	\$0.00	0.00	\$441.41	1	\$0.00	0.00
TOTAL	\$11,579.73	34	\$29,798.41	71	\$ 49,312.28	61

SOURCE: MTW Legal Unit.

During the period of review, the Legal Unit of MTW continued to investigate claims from the public seeking compensation for damage to motor vehicles and property, due to negligence caused by the Ministry's roads.

In 2024, compensation paid to affected motorists compared to 2023, jumped by 65.5 percent to stand at \$49,312.28; despite the number of recipients falling by 10 persons from 71 in the previous year. The parishes of St. Michael (\$15,641.95 for 16 claims), and St. James (\$13,415.23 for 15 claims) accounted for the majority (58.9 percent) of the compensation paid; while the parishes of St. Joseph, St. John and St. Andrew recorded no accident claims for 2024.

DRIVING AND REGULATION TESTS

In 2024, there were 7,033 driving tests conducted, representing a slight fall off (0.5 percent) from the previous period, with 7,065 driving tests recorded. The pass rate stood at 74.3 percent in 2023, accounting for 5,248 persons. In comparison, in 2023, 4,996 persons received a passing grade, resulting in a pass rate of 70.7 percent.

During the period under review, persons sitting the regulation tests fell by 11.3 percent to 5,671 tests from 6,381 tests recorded in 2023. The pass rate in 2024 was calculated at 89.2 percent, accounting for 5,057 persons in 2024, compared to 74.2 percent (4,736 persons) in 2023.

VII. CONSTRUCTION

During 2024, the construction industry recorded a sizable expansion, with real domestic product increasing from BDS\$ 463.3 million in 2023 to BDS\$496.0 million. The favourable performance of the industry was likely attributed to the ongoing implementation of the Government's Capital Road Work programme as well as developments in the Tourism sector, which were able to offset the declines registered within housing and other commercial entities.

In 2024, the estimated number of private dwellings completed stood at 1,460 dwellings, representing a decline by 515 dwellings (or 26.1 percent) from the

previous year. Most noticeably reductions were observed in the number of completions recorded in all parishes with the exception of St. Joseph, where six (6) more private dwellings were completed than the 32 properties reported in the previous period. The majority of the construction of private dwellings occurred in the parishes of Christ Church (386), St. Michael (321), St. Philip (213) and St. James (147); accounting for approximately 73.1 percent of the completed private dwellings.

Likewise, there were reductions observed in the refurbishment or construction of commercial enterprises, where the number of properties completed fell from 1,974 properties in 2023 to 1,530 properties in 2024.

Table 34: No. of Private Dwelling Units Completions and Commercial Property Completions / Refurbishments by Parish in 2023 and 2024

Year	2023		2024	
Parish	No. of Private Dwelling Completions ¹	No. of Commercial Property Completions or Refurbishments ²	No. of Private Dwelling Completions ¹	No. of Commercial Property Completions or Refurbishments ²
Christ Church	569	443	386	280
St. Andrew	34	10	26	7
St. George	173	179	100	96
St. James	183	283	147	222
St. John	64	32	35	21
St. Joseph	32	20	38	9
St. Lucy	71	39	54	31
St. Michael	423	697	321	641
St. Peter	66	85	52	58
St. Philip	259	122	213	111
St. Thomas	101	64	88	54
TOTAL	1,975	1,974	1,460	1,530

SOURCE: Government Electrical Engineering Department, Ministry of Transport and Works.

NB: 1- Estimates are based on no. of residential inspections conducted by Government Electrical Engineering Department.

2- Estimates are based on no. of Commercial inspections conducted by Government Electrical Engineering Department.

Additionally, according to the Planning and Development Department, which is responsible for the orderly and progressive development of Barbados, 1,744 land-use applications were submitted across various land-use categories, with residential applications dominating with 1,608 submissions, representing 92.2 percent of the total applications. The number of formal application decisions issued in 2024, stood at 1,911 decisions, slightly exceeds the number of applications received, suggesting that some approvals were carried over from previous submissions. Residential approvals accounted for 1,744 decisions taken during the review period.



Table 35: Number of Land- Use Application by Category in 2024

Land-Use Category		No. of Applications	Land-Use Category		No. of Applications
1	Agricultural	32	1	Institutional - Senior Citizen's Home	2
2	Commercial	34	2	Other	7
3	Commercial - Bar	2	3	Recreational	2
4	Commercial - Office	4	4	Religious	3
5	Commercial - Restaurant	1	5	Residential	1608
6	Commercial - Shop	1	6	Residential - Apartment	2
7	Commercial - Warehouse	4	7	Residential - Dwelling	7
8	Garage	2	19	Tourism	3
9	Industrial	12	20	Tourism - Apartment	1
10	Industrial - Warehouse	2	21	Tourism - Apartment Hotel	2
11	Institutional	10	22	Tourism - Hotel	3

SOURCE: Planning and Development Department, Prime Minister's Office.

PUBLIC HOUSING PROGRAMME

Tenancies Programme

The Tenancies Programme was created in 1980. The programme which is implemented through the Ministry of Housing, Lands and Maintenance (MHLM) was instituted to give legal title to lots rented by long standing tenants; to provide essential services in tenancies lacking water, electricity and proper access to lots; and to contribute to the general improvement of houses and their surroundings.

For the reporting period January 1st, 2024 to December 31st, 2024, a total 163 lots were surveyed for qualified tenants with financial assistance from the Government in the amount of BDS\$ 234,342.00. This represented a significant increase from the previous period, where 78 lots were surveyed with financial assistance from the Government amounting to \$ 426,230.51.

In 2024, Ministry of Housing, Lands and Maintenance processed approximately BBD\$ \$820,806.43 in subsidies for 28 qualified tenants who paid their share of the purchase price for the lot.

Housing Relocation

Airport Relocation Project

The Ministry of Housing, Lands and Maintenance in conjunction with the Ministry of Tourism and International Transport and the National Housing Corporation (NHC) have been coordinating and administering the relocation of residents impacted by the Grantley Adams International Airport (GAIA) Expansion Project. Under this programme 75 households are being relocated to land developed at Fairy Valley, Lead Vale and Pilgrim Place B, all in Christ Church.

The programme entails the construction of replacement units at Lead Vale, Fairy Valley and Pilgrim Place B, to re-house 70 impacted households and the compensation of five (5) families. Previously, 64 houses have been constructed and are occupied, and six (6) property owners have opted to receive compensation and have been paid. To date, three (3) households are still to be relocated. Two (2) have legal issues which are still to be resolved. The issues surrounding the other household was resolved during the reporting period.

White Hill to Farmers Phase II, St. Thomas

The “White Hill to Farmers Phase II, St. Thomas” project involves the relocation of residents in White Hill, St. Andrew whose property have been severely impacted from soil erosion. Under this programme five (5) houses are to be constructed at Farmers, St. Thomas, four (4) of which are to be constructed at Lots 92, 94, 117 & 122 Farmers, St. Thomas.

As at December 31, 2024, the Ministry is awaiting the completion of five (5) houses at Farmers, St. Thomas. Additionally, the construction of four (4) are houses at Lots 92, 94, 117 & 122 Farmers, St. Thomas commenced during 2024 and one (1) was handed over during the period in review. The other house to be constructed at Lot 126 Farmers, St. Thomas was being considered under the tendering process.

Rock Hall, St. Philip (Unauthorised Settlement)

In 2024, work also continued on the “Rock Hall, St. Philip” project, which involves the relocation of occupants from the unsafe, illegal settlement at Rock Hall, St. Philip to Parish Land, Christ Church (40 lots), Lower Burney, St. Michael (30 lots) and Parish Land Extension, St. Philip (22 lots). It involves two hundred and twenty-five families: one hundred and six families below the established poverty line and one hundred and nineteen above.

The initial project proposal was to construct two-bedroom houses for those families below the poverty line, while those families above the poverty line would be provided with a grant of thirty thousand dollars, to relocate their existing structures onto a new lot of land.

During the review period, 15 households were relocated, 14 households to Parish Land Extension, St. Philip and one (1) household to Lead Vale, Christ Church.

Greenfields, Bridgetown

The Greenfields, Bridgetown initiative, is an urban upgrading project which is to be undertaken in the Greenfields area with an aim at the improving the quality of life of the residents. Consultants conducted a socio-economic survey in the area to determine the number of residents in the area, tenure ownership of both house and land; and amenities within the area. The findings from the survey will determine the residents that need to be temporarily relocated.



East West

The East West Emergency Housing Project consists of the construction of 150 housing units using a light gauge steel frame. To support this initiative 150 prefabricated steel frame housing units were purchased from China. The project aims to facilitate the replacement of houses impacted by Hurricane Elsa Relief Project and will consist of 74, two- and three-bedroom single units, 9 quadruplexes (36 units) and 20 duplexes (40 units). The 74 single units were intended to replace individual houses that were destroyed, and the 76 quad and duplex units were to be used for families whose homes, for various reasons, could not be rebuilt.

However, as the project progressed, several challenges became apparent primarily, increased labour costs and a steep learning curve for local contractors being trained to install the units as well as the increasing costs of building materials. Consequently, only 23 units have been utilised for the Hurricane Elsa Relief Project. Whilst these families have received the houses for free, it is anticipated that the use of photo voltaic panels on the roofs will allow government to recover some of the cost to construct these units.

The 12 quad units constructed at Haggatt Hall will be offered for rent to families who are in government paid for accommodation and who, for various reasons were not allowed to rebuild on their rented house spots. Sixteen quad units at Whitepark Road will be used to support the urban upgrading project to be undertaken at Greenfield. Families will be temporarily relocated to these units while works are occurring at Greenfield. All other units will be made available for either outright sale or rent-to-own.

To date, 95 units, inclusive of single detached units, quads and duplexes, have been completed, with another 22 units being at various stages of completion across three sites, namely Bullens, St. James; Sargeants Village, Christ Church; and River Crescent, St. Philip. The remaining 33 units (25 foundations) will be constructed at Dodds North and are projected to be completed by May 2025.

Murphy's Pasture Upgrade and Relocation Project

Implemented under the Urban Development Commission the objective of the Murphy's Pasture Upgrade and Relocation project is to relocate households affected by recurrent flooding in Murphy's Pasture, Chapman Lane, Qualified households from the area are to be relocated to a parcel of land at Kensington New Road, St. Michael and the acquisition of this land was completed. Subsequently, preliminary works were conducted, and two (2) households were identified for this relocation thus far.

To facilitate the relocation, four (4) DuraVilla Guyana Homes were constructed at the Kensington New Road site. All structural work to each of the four (4) houses were completed during the reporting period. The contractors are currently completing the external and internal painting, the installation of kitchen cupboards and the installation of tiles and sanitary ware. The electrical installations to all units were completed and electrical certificates submitted. Additionally, the work to the wells and septic tanks are ongoing.

The proposed infrastructural budget for this project is \$842,409.66 and the expenditure in 2024 for the work completed during the reporting period was \$749,000.00.

Home Ownership Providing Energy (HOPE) Inc.

During the review period, the Government of Barbados continued to expand efforts to provide low-income housing options for persons through the Home Ownership Providing Energy Inc. (HOPE Inc.), which was launched in November 2020. The mission of HOPE Inc. is to fill an important social need by constructing and selling homes at affordable prices for two lower income markets:

- Concrete, hurricane-resilient houses for persons earning between \$2,500 and 6,000 per month; and
- Hardwood timber, hurricane-resilient houses for persons earning under \$2,500 per month.

To date 75 completed structures have been handed over, sixty (60) keys have been handed over to purchasers and the remaining 17 are at various stages of final sign off.

During the review period, 68 houses were being snagged before being handed over; 3 houses were undergoing major works due to poor construction; and 2 houses were demolished and are currently being rebuilt.

10,000 Housing Solutions Project

In 2024, the Ministry of Housing, Lands and Maintenance continued to advance the implementation of the 10,000 Housing Solutions Project, a home ownership programme catering to all economic classes. The overall policy is one aimed at driving down the cost of land and housing for ordinary Barbadians, ensuring the efficient utilisation of vacant serviced lots, addressing unplanned ad-hoc development and squatting, in addition to facilitating the provision of 10,000 housing solutions during the five-year period 2022 to 2027.

This initiative is being pursued through the Home Ownership Providing Energy Inc. (HOPE Inc.) with support of the Joint Venture Programme of the National Housing Corporation. During the period in review, a total of 1,323 housing solutions were provided. Of these the public sector accounted for 974 housing solutions and private sector accounted for 349 housing solutions.

National Housing Corporation Programmes

During the period of review, the National Housing Corporation Programme continued to engage in joint ventures as a mean of providing solutions to meet the housing demands of the general public. The joint ventures include:

- **Coverley, Christ Church** – the project is expected to result in 30 homes. During the period of review infrastructural works have commenced and are expected to be completed by February 11, 2025. The construction of the houses is projected to be completed by August 2025.
- **Atlantic Breeze, Chancery Lane, Christ Church** project is anticipated to provide 267 homes. To date, 75 houses have been handed over. Under Phases 2 of this programme 50 houses are at varying stages of construction. It is anticipated that Phase 3 of the project for the construction of 50 more houses will start in January/February 2025.
- **Brighton, St. George project** is expected to provide for 43 homes. To date, infrastructural works have been completed and 10 houses are at varying stages of construction. It is anticipated that the construction of all homes under the programme will be completed by August 2025.
- **West Terrace, Durants Development St. James programme** will make provision 71 homes. At present, 28 houses were completed and occupied, and 17 individual lots were sold as one (1) parcel to a Private Developer.

Additionally, the over the period of review the Government of Barbados has pursued the opportunities for the engagement of new joint ventures inclusive at St. Bartholomew, Christ Church and Vineyard, St. Philip. It is anticipated that St. Bartholomew, Christ Church venture may provide 35 housing solutions. At present discussion has commenced with STAGES Building groups concerning this programme. It is also expected that the Vineyard, ST. Phillip programme will involve 500

housing solutions across 600 acres. The Vineyard North & Vineyard South application was approved by the Planning and Development Department in August 2024.

The National Housing Corporation also continued to manage a range of housing projects within its mandate, the status of which are indicated in the table below.



Table 36: Status of Housing Projects Conducted by NHC in 2024

STATUS OF HOUSING PROJECTS CONDUCTED BY THE NATIONAL HOUSING CORPORATION IN 2024		
LOCATION	NO. OF SOLUTIONS/LOTS	STATUS
Concordia Gardens (Dodds North) St. Philip	145 Lots	89 lots allocated to HOPE Inc. HOPE Inc. is awaiting Key Plan to start allocation of houses.
		41 lots to the Ministry of Housing, Lands and Maintenance
		22 lots (5 Duplexes and 17 single units) to East-West.
		19 lots for the Ministry's Relocation Programme. Construction was expected to commence mid-November 2024.
		15 ridge lots have been allocated to NHC for Open Sale.
		Infrastructural works completed in December 2024.
Todds, St. George	58 housing units/ 42 lots	Tender being prepared for the road design. NHC seeking to have the road design completed by January 31, 2025.
		Roadworks to be tendered by March 1, 2025 and be completed by May 2025.
		The site should be available for house construction by June 2025.
		58 units are proposed using Country Houses, Detached houses and Duplexes.
Lower Burney, St. Michael	280 lots	ESIA document submitted to Planning and Development Department in August 2024.
		The Geotechnical Contractor submitting a final report.
		Road construction divided into two phases. Phase 1 outer ring-road, Phase 2 the remaining internal roadways.
		Handover to all JV Partners and HOPE should occur by June 2025.
Ebenezer, St. Philip	50 houses	Site recommended for Framecrete.
Oxnards/Haynesville, St. James	54 housing solutions	Redesign being done to increase density. The buildings will now be 3 storeys and yield 54 units (9 townhouses).

Table 36: Status of Housing Projects Conducted by NHC in 2024 contd.

STATUS OF HOUSING PROJECTS CONDUCTED BY THE NATIONAL HOUSING CORPORATION IN 2024		
LOCATION	NO. OF SOLUTIONS/LOTS	STATUS
Mason Hall Street, St. Michael	12 housing solutions	Development of 2 three-storey apartment buildings to give rise to 12 units, utilizing the septuplex design.
Coconut Hall, St. Lucy	17 housing solutions	DuraVilla houses (3-bedroom units) to be constructed, subject to availability.
Country Road, St. Michael	12 housing solutions	Delisted building (Old Probation Office Site).
		Development of two (2) three-storey apartment buildings to give rise to 12 units, utilizing the septuplex design.
Hindsbury Road, St. Michael	NA	A septuplex design is being proposed for this site with the aim of utilizing high density buildings.

SOURCE: National Housing Corporation, Ministry of Housing, Lands and Maintenance.

Sewage System Refurbishment Programme

The National Housing Corporation (NHC) has been tasked with conducting critical repair works to unsafe and unsanitary sewage systems in ten (10) specified housing estates. A Plan of Action has been prepared, and it outlines the process to be adopted by the NHC in renovating its wells and septic tanks (sewage systems) in order to enhance public safety.

For the reporting period, \$646,653.99 has been spent to conduct remedial works. As of December 31, 2024, a total of \$10,862,574.81 has been spent to conduct remedial works on 395 sewage systems for this programme. Also, 23 sewage system were remedied and desludged in the review period. Currently, there is an ongoing program to geographically tag all sewer systems belonging to the Corporation in various estates. This will allow the Corporation to accurately map all systems and better plan the maintenance of the systems.

Electrical Upgrade Programme

The National Housing Corporation had committed, as a condition of the Sale of Terrace Units Programme and the 20-year Transfer Programme, to undertake an upgrade to the electrical frame work of its Terrace units, to bring

them in line with current standards and the NEC code (currently 2015) of single phase three wire 230MHZ.

Under this initiative, 2,687 units were identified as requiring upgrades at a cost of approximately \$21,691,127.36 and was projected to be executed over a four-year period.

For the reporting period, \$1,494,311.38 has been spent to conduct electrical upgrades in the programme. To date, 2,244 (83.5 percent) units have been upgraded at a cost of approximately BDS\$19,124,451.07 (88.2 percent) and are in the process of being transitioned to the new system by the Barbados Light & Power Company Limited (BL&P). Another 220 are at varying stages of completion.

General Workers Loan Fund

Under review period, there were no new disbursements under the General Workers Loans programme. At present there are two hundred and ninety-five loan accounts with outstanding balances totalling BDS\$7,243,972.56. These accounts are categorised as follows in the table below.

Table 37: Status of the General's Funds Loans Programmes in 2024

NO. OF LOANS	TYPE OF LOAN	OUTSTANDING AMOUNT
93	Legal Mortgage	\$3,058,395.95
120	Chattel Mortgage	\$3,564,377.00
21	Promissory Note	\$238,984.41
61	Five Thousand	\$382,215.20

SOURCE: Ministry of Housing, Lands and Maintenance.

Free Transfer of Terrace Units 20-Year Programme

Under the Free Transfer of Terrace Units 20-Year Programme, 3,092 tenants have received offer letters under the programme and 2,999 have accepted the offers made by the NHC. Thus far, 504 units have been conveyed. However, since May 2018, the Corporation has not issued letters to tenants informing them that they have qualified but that notwithstanding, some tenants have reached the 20-year milestone and have declined to pay any further rents. During the review period, 66 transfers were completed.

Hurricane Elsa Programme

Within the Hurricane Elsa Programme, for the period January 1, 2024 through December 31, 2024, one hundred and twenty-five (125) rebuilds, and three hundred and nineteen (319) repairs were completed.

Transfer of Title Programme

During the review period, the Transfer of Title Programme continued to be implemented through the Urban Development Commission in line with the Tenancies Freehold Purchase Act (TFPA), which aims to assist qualified tenants to obtain security of tenure through land ownership. The Tenancies Freehold Purchase Act, Cap 239B (TFPA) provides the legal framework for the transfer of title of lots to qualified tenants residing on tenancies and 'areas of land' across urban Barbados. This assistance is in the form of Government subsidies in the purchase of lots. In many instances, land ownership improves the standard of living for many tenants.

As part of the programme's operations, the processing of Form 1 Notices of Intent to Purchase remains an important first step. During the period under review, the Board approved 27 subsidies at a cost of \$569,190.67. Within the calendar year, a total of \$591,141.00 was disbursed.

PUBLIC CAPITAL WORKS PROGRAMME

Ministry of Transport and Works

In 2024, the Ministry of Transport and Works as part of its mandate, continued to focus on investing in climate-resilient infrastructure, which will reduce capital and output losses in the event of natural disasters and contain any adverse impact on drainage and road networks. For 2024, an estimated BDS\$ 36,740,909 was invested in road and drainage solutions across the island in line with building climate resilient infrastructure across the network.

During the review period, the MTW capital works programme incorporated a total of five (5) projects valued at BDS\$394.0 million, inclusive of the CAF - Sector Wide Approach Programme (SWAP) to support the Land Transportation Sector in Barbados (BDS\$100.0 million); the COMPLANT Scotland District Road and Bridge Rehabilitation (BDS\$230.7 million); the Electronic Vehicle Registration(BDS\$ 9.2 million); the National Signage and Street Infrastructure (BDS\$3.5 million); and the Accelerated Road Works Programme Phase 1 & 2 – (BDS\$40.0 million). Of the projects implemented under the Public Capital Works programme, the following initiatives provided for the rehabilitation and expansion of the country's road network:

- **CAF - Sector Wide Approach Programme (SWAP)** to support the Land Transportation Sector in Barbados. This programme aimed to rehabilitate sections of the road network with expected results of lowering logistic costs. In 2024, six (6) roads, while five (5) roads were in progress. Total expenditure was BDS \$11,011,068.09.
- **COMPLANT Scotland District Road and Bridge Rehabilitation.** The aim of this project is to improve the road infrastructure mainly in the Scotland

district through major repairs to the road network, constructing new culverts and bridges, improve the drainage and introducing road safety measures. Over the review period, two (2) roads were completed, while three (3) bridges along with 12 roads were in progress.

- ***The Accelerated Road Works Programme Phase 1 & 2*** – This project involves the milling and paving of selected roads throughout the island which will result in a lower logistic cost. The Accelerated Mill and Pave Programme is a part of MTW's strategic maintenance plan to enhance roads with deteriorated surfaces where utility services have already been installed, do not require significant upgrades, or do not require road reconstruction or drainage works. Total expenditure over the period stood at BDS \$32,155,502.68.

In addition to the above, the MTW continued to implement activities related to highway construction, residential roads,

tenantry roads as well as road maintenance. Five (5) roads were completed at a cost of BDS \$486,566.20 as part of the Residential Road Construction & Maintenance Services sub programme. While in the Tenantry Roads programme one (1) roads was listed as completed and three roads were in process of being sand and sealed during the period of review. As it relates to Highway construction and maintenance programme, 17 roads were completed at a cost of \$3,122,696.34 in 2024.

Reinforcement/Patching Programme

In 2024, the MTW continued the Asphalt patching programme which facilitates the filling of potholes through the thirteen depots located across the island. During the period of review, the MTW patched 998, representing an increase of 20.2 percent, over the 830 roads patched in the previous period. The majority of operations were completed patched in the first quarter of the calendar year, with 480 roads patched or 48.1 percent of the total operations completed in the review period.



Table 38: Status Of Select MTW Capital Work Programme (CAF, Complant & Residential Road Construction & Maintenance Services) in December 2024

No.	Road	Description
Sector Wide Approach Programme (SWAP) to support the Land Transportation Sector in Barbados - CAF		
	<i>Roads Completed</i>	
1	Yorkshire Road, Christ Church	Rehabilitate 3.382 km long x 6.0m wide road
2	Fustic Village, St. Lucy	Rehabilitate a 580m long x 4.4m wide road
	<i>Roller Compacted Concrete</i>	
3	Gibbons Terrace, Christ Church	Rehabilitate a 784m long x 4.8m wide road
4	Millionaire Road, St. Peter	Rehabilitate a 528m long x 4.8m wide road
5	Gilkes Road, St. Michael	Rehabilitate a 112m long x 4.8m wide road
6	Sunrise Crescent, St. Philip	Rehabilitate a 650m long x 4.8m wide road
	Completed 6.04 km. of road	
	<i>Roads in progress</i>	
7	Rock Dundo Road, St. James	Rehabilitate a 2.0 km. long x 4.8 m wide road
8	Prior Park, St. James	Rehabilitate a 1.4 km. long x 5.5 m wide road
	<i>Roller Compacted Concrete</i>	
9	Sweet Home Road, St. Peter	Rehabilitate a 450m long x 4.8m wide road
10	Skeete's Road #2, Jackmans, St. Michael	Rehabilitate a 450m long x 4.8m wide road
11	Cottage Vale, St. Philip	Rehabilitate a 660m long x 4.8m wide road
Scotland District Road and Bridge Rehabilitation - COMPLANT		
	<i>Roads Completed</i>	
12	Vaughn Road #2, St. Joseph	Rehabilitation of a 400 m. road in length and 4.5m in road width
13	Animal Flower Cave, St. Lucy	Rehabilitation of a 540 m. road in length and 4.8m in road width
	Completed 940 m. of road	
	<i>Roads and bridges in progress</i>	
14	White Hill Phase 2 St. Andrew	Rehabilitation of Phase 2 of a 340 m. road in length and 4.87m in road width
15	Jemmotts Road and Chance Hill	Rehabilitation of 2# roads totalling 2.03 km. in length and 4.8m in road width

Table 38: Status Of Select MTW Capital Work Programme (CAF, Complant & Residential Road Construction & Maintenance Services) in December 2024 contd.

No.	Road	Description
Scotland District Road and Bridge Rehabilitation - COMPLANT contd.		
<i>Roads and bridges in progress contd.</i>		
16	King Street St. Andrew	Rehabilitation of a 200 m. road in length and 4.87m in road width
17	Coggins Hill, St. Andrew	Rehabilitation of a 1.35 km. road in length and 4.8m in road width
18	Reece Road, St. Thomas	Rehabilitation of a 685 m. road in length and 4.87m in road width
19	Glenburnie Road / St. Margarets, St. John	Rehabilitation of a 569 m. road in length and 4.87m in road width
20	Bruce Vale Bridge, St. Andrew	Temporary bypass road is completed. Gabion work in progress
21	St. Simons Bridge, St. Andrew	Bridge dismantled. Retaining wall and box drain in progress.
22	Babylon Road	Rehabilitation of a 1.0 km. road in length and 4.87m in road width
23	Mose Bottom, St. Andrew	Rehabilitation of a 564 m. road in length and 4.87m in road width
24	Sugar Hill (Laynes Bridge)	Gabion retaining wall in progress. The culvert is completed
25	Highway F Phase 1, St. John	Phase 1 of the 3 phase road is 35% completed.
26	Link Road: Indian Ground to Four Hill, St. Peter	Rehabilitation of a 294 m. road in length and 4.87m in road width
Residential Construction and Maintenance Services Programme		
<i>Roads completed</i>		
27	Airy Hill Road, St. George	Mill and pave 1164m long x 6.00m wide road
28	Suriname, St. Joseph	
29	Dark Hole, St. Joseph	
30	Date Tree Hill, St. Peter	
31	Paragon, Christ Church	

SOURCE: Ministry of Transport and Works.

Table 39: Status of Select MTW Capital Works Programme (Accelerated Road Works Programme Phase1) in December 2024

No.	Road	Description
Accelerated Road Works Programme Phase 1		
	<i>Roads Completed</i>	
1	Salters to Constant Roundabout, St. George	Mill and pave 2220m long x 6.5m wide road
2	Archers Lane, St. Peter	Mill and pave 200m long x 4.0m wide road
3	Bovell Road, St. Peter	Mill and pave 236m long x 4.0m wide road
4	Chapel Street, St. Peter	Mill and pave 225m long x 5.0m wide road
5	Godding Alley, St. Peter	Mill and pave 170m long x 4.8m wide road
6	Mango Lane, St. Peter	Mill and pave 270m long x 4.0m wide road
7	Arthur Seat St. Thomas	Mill and pave 1200m long x 5.0m wide road
8	Canewood to Exchange Plantation Phase 1	Mill and pave 1480m long x 6.0m wide road
9	Exchange Plantation to BWA pumping Station	Mill and pave 450m long x 6.0m wide road
10	BWA Pump Station to Proute, Phase 3	Mill and pave 1020 m long x 6.0 m wide road
11	Dayrells to Sweet Vale, St. George	Mill and pave 4000 long x 6.5m wide road
12	Franklyn Douglin, St. Andrew	Mill and pave 570 long x 4.8m wide road
13	Jordan Road, St. Andrew	Mill and pave 445 long x 4.8m wide road
14	Mount Hillaby, St. Thomas	Mill and pave 1260 m long x 4.8m wide road
15	Constant Roundabout to Brighton, St. George	Mill and pave 3400m long x 6.5m wide road
16	Highway 1, St. Peter	Mill and pave 6440 m long x 6.5m wide road
17	Kensington New Road, St. Michael	Mill and pave 651m long x 4.5m wide road
18	4th. Ave. New Orleans Bridgetown	Mill and pave 280m long x 4.0m wide road
19	6th. Ave. New Orleans Bridgetown	Mill and pave 402m long x 4.0m wide road
20	Marshall Road, Bridgetown	Mill and pave 210m long x 5.0m wide road
21	Kings Street, Bridgetown	Mill and pave 405m long x 5.2m wide road
22	Haynes Hill, St. Michael	Mill and pave 485m long x 4.8m wide road
23	Pasture Road, St. Michael	Mill and pave 800m long x 4.5m wide road
24	Cutting Road, St. Michael	Mill and pave 385m long x 4.8m wide road

Table 39: Status of Select MTW Capital Works Programme (Accelerated Road Works Programme Phase1) in December 2024 contd.

No.	Road	Description
Accelerated Road Works Programme Phase 1 contd.		
	<i>Roads Completed</i> contd.	
25	Monroe Road, St. Michael	Mill and pave 1,235m long x 4.8m wide road
26	Civilian Road, St. Michael	Mill and pave 303m long x 4.2m wide road
27	Pioneer Road, St. Michael	Mill and pave 446m long x 4.8m wide road
28	Pine East West Boulevard, St. Michael	Mill and pave 1265m long x 5.5m wide road
29	Mount Friendship, St. Michael	Mill and pave 636m long x 4.8m wide road
30	Parkinson Field, St. Michael	Mill and pave 738m long x 4.8m wide road
31	Crab Hill to Archers Bay, St. Lucy	Mill and pave 1400m long x 5.5m wide road
32	Crab Hill/ Salmond Alvis, St. Lucy	Mill and pave 225m long x 4.5m wide road
33	Crab Hill Development, St. Lucy	Mill and pave 270m long x 4.8m wide road
34	Well Road, St. Lucy	Mill and pave 580m long x 4.8m wide road
35	Mount View, St. Lucy from Rock Hall to Josey Hill	Mill and pave 800m long x 4.8m wide road
36	Porters Road, St. James	Mill and pave 740m long x 4.8m wide road
37	Porters Side Road, St. James	Mill and pave 270m long x 4.8m wide road
38	Upper Mount Standfast St. James	Mill and pave 918m long x 4.8m wide road
39	Upper Carlton #2 St. James	Mill and pave 500m long x 4.8m wide road

SOURCE: Ministry of Transport and Works.

Table 40: Status of Select MTW Capital Work Programme (Accelerated Road Works Programme Phase1 Cont. & PHASE 2) in December 2024

No.	Road	Description
Accelerated Road Works Programme Phase 1 Cont.		
	<i>Roads Completed</i>	
39	Upper Carlton #2 St. James	Mill and pave 500m long x 4.8m wide road
40	Clarkes Road, St. Peter	Mill and pave 860m long x 4.8m wide road
41	Highland, St. Thomas	Mill and pave 490m long x 4.8m wide road

Table 40: Status of Select MTW Capital Work Programme (Accelerated Road Works Programme Phase1 Cont. & PHASE 2) in December 2024 contd.

No.	Road	Description
Accelerated Road Works Programme Phase 1 Cont.		
42	Thornbury Hill to Callenders, Christ Church	Mill and pave 2.0km long x 6.4m wide road
43	Highway 2A to Rock Hall, St. Peter	Mill and pave 3620m long x 6.4m wide road
44	Pinfold and Walrond Street, St. Michael	Mill and pave 432m long x 4.8m wide road
45	Crumpton Street Bridgetown	Mill and pave 295m long x 4.8m wide road
46	James Street, Bridgetown	Mill and pave 246m long x 4.8m wide road
47	St. Michael Row, Bridgetown	Mill and pave 246m long x 6.0m wide road
48	Prince Henry and Coleridge street, Bridgetown	Mill and pave 391m long x 4.8m wide road
49	Review Road, St. Michael	Mill and pave 244m long x 4.8m wide road
50	Parade Road, St. Michael	Mill and pave 187m long x 4.8m wide road
51	Perfection Road, St. Michael	Mill and pave 609m long x 4.8m wide road
52	1st. Ave Alleynes Land, St. Michael	Mill and pave 189m long x 4.8m wide road
53	2nd. Ave Alleynes Land, St. Michael	Mill and pave 186m long x 4.8m wide road
54	3rd. Ave Alleynes Land, St. Michael	Mill and pave 183m long x 4.8m wide road
55	4th. Ave Alleynes Land, St. Michael	Mill and pave 183m long x 4.8m wide road
56	Accommodation Road, St. Michael	Mill and pave 490m long x 4.8m wide road
57	Nelson Street, St. Michael	Mill and pave 299m long x 4.8m wide road
58	Wellington Street, St. Michael	Mill and pave 457m long x 4.8m wide road
59	Highway 7 Top Rock Roundabout to Maxwell	Mill and pave 490m long x 6.4m wide road
60	Highway 7 Rendezvous to Top Rock Roundabout	Mill and pave 490m long x 6.4m wide road
61	River Road, St. Michael	Mill and pave 473m long x 4.8m wide road
62	Highway 7- Lighthouse Bay to Thornbury Hill	Mill and pave 1.0km long x 6.0m wide road
Accelerated Road Works Programme Phase 2		
	<i>Roads Completed</i>	
63	Highway 7 Fairchild St. to KPMG Hastings, St. Michael	Mill and pave 3220m long x 8.2m wide road

Table 40: Status of Select MTW Capital Work Programme (Accelerated Road Works Programme Phase1 Cont. & PHASE 2) in December 2024 contd.

No.	Road	Description
Accelerated Road Works Programme Phase 2 contd.		
64	President Kennedy Drive, St. Michael	Mill and pave 1432m long x 5.5m wide road
65	Prescod Boulevard, St. Michael	Mill and pave 792m long x 14.4m wide road
66	Fontabelle, St. Michael	Mill and pave 710m long x 6.0m wide road
67	Prince Alfred Street, St. Michael	Mill and pave 40m long x 6.0m wide road
	<i>Roads Completed contd.</i>	
68	Roebuck Street St. Michael	Mill and pave 647m long x 10.0m wide road
69	King William Street, St. Michael	Mill and pave 286m long x 6.0m wide road
70	Beckwith Street, St. Michael	Mill and pave 238m long x 6.6m wide road
71	Queen Street, St. Michael	Mill and pave 190m long x 5.5m wide road
72	Barbarees Hill, St. Michael	Mill and pave 808m long x 6.5m wide road

SOURCE: Ministry of Transport and Works.

Table 41: Status of Select MTW Capital Work Programme (Highway Construction and Maintenance & Tenantry Road) in December 2024

No.	Road	Description
Highway Construction and Maintenance		
	<i>Roads Completed contd.</i>	
1	ABC Highway, Christ Church (slurry seal by GAIA/Charnocks	Slurry sealed
2	Douglas Development, St. Peter	Mill and pave 16m long x 4.88m wide road
3	Maycock Phase #1, St. Lucy	Mill and pave 351m long x 4.88m wide road
4	Niles Road, St. George	Mill and pave 251m long x 4.88m wide road
5	Thorpe's Cottage, St. George	Mill and pave 408m long x 4.88m wide road
6	Highway 4B Walkers, St. George	Mill and pave 385m long x 6.00m wide road
7	Airy Hill #1, St. George	Mill and pave 703m long x 6.00m wide road
8	Ruth King Road, St. George	Mill and pave 275m long x 4.88m wide road
9	Mayfield Road, St. George	Mill and pave 526m long x 4.88m wide road

Table 41: Status of Select MTW Capital Work Programme (Highway Construction and Maintenance & Tenantry Road) in December 2024 contd.

No.	Road	Description
Highway Construction and Maintenance		
10	Walker Road, St. George	Mill and pave 612m long x 4.88m wide road
11	Crawford Road, St. George	Mill and pave 364m long x 4.88m wide road
12	Airy Hill Road, St. George	Mill 1164m long x 6.00m wide road
13	Middleton to Jericho, St, George	Mill and pave 429m long x 4.88m wide road
14	Middleton Main Road, St, George	Mill and pave
15	Hangman Hill, St. Thomas	Mill and pave
16	ABC Norman Niles – JTC Ramsay, South-bound	Mill and pave
17	Brighton to Frank Worrell Roundabout Northbound	Mill and pave
Tenantry Road		
	<i>Roads completed</i>	
18	Clifton Hill, St. Thomas	Sand sealed- 183m long x 3.65m wide road
19	Well Road #3 St. Lucy	Sand sealed- 198m long x 3.0m wide road
	<i>Roads in progress</i>	
20	Well Road #1 St. Lucy	Sand sealed- 335m long x 3.65m wide road
21	Well Road #2 St. Lucy	Sand sealed- 228m long x 3.0m wide road

SOURCE: Ministry of Transport and Works.



Urban Development Commission

The National Housing Corporation (NHC) has been asked by The Urban Development Commission in line with its mandate to provide services to assist in the alleviation of poverty and to enhance sustainable quality of life and high standards of living within the urban population, proceeded to implement the agency's capital work programme in 2024.

The Commission undertook 277 housing projects within its House Repair & Replacement Programme, UDC Maintenance Programme and Pit Eradication Programme. The total project expenditure for the reporting year was \$7,080,039.49. (see table on next page).

Table 42: Works Conducted Under the Capital Works Programmes and Associated Expenditure

PROJECTS	Projects 2023	Projects 2024	Funds Disbursed 2023 (BDS\$)	Funds Disbursed 2024(BDS\$)
Suck Wells	24	\$16.00	142,390.48	82,373.25
Septic Tank	4	\$2.00	28,400.00	9,200.00
Ancillary Work	185	\$74.00	407,589.30	124,324.85
Repairs & Renovation	23	\$10.00	656,652.11	270,237.75
Replacement Houses	18	\$38.00	1,974,397.66	1,707,253.85
Roof Retrofit	5	\$13.00	273,577.00	496,245.33
UDC Maintenance Programme	-	\$75.00	-	396,681.86
Pit Eradication Programme	31	\$49.00	2,622,767.97	1,365,153.26
TOTAL	290	277	6,105,774.52	4,451,470.15

SOURCE: Urban Development Commission.

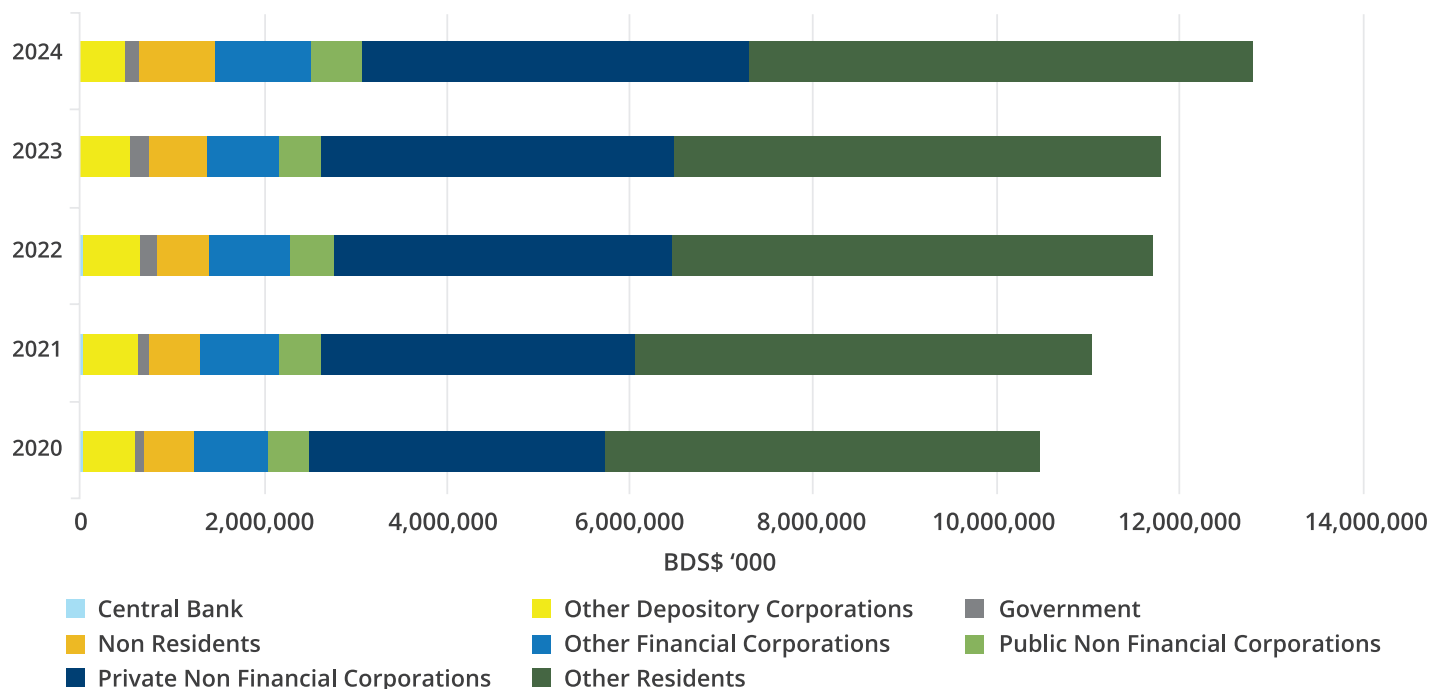
F. MONEY, BANKING AND CAPITAL MARKETS

Commercial Banks

The financial sector remained resilient in 2024 due to improvements in deposits in global business and credit expansion to households, manufacturing and real estate. The capital adequacy ratio remained strong despite decreasing slightly from 20.9 to 20.1 percent and the excess cash ratio declined from 26.6 to 21.9 percent reflected mixed trends in terms of liquidity. Non-performing loans in the sector also declined from 5 percent to 4.1 percent echoing improved credit quality.



Figure 14: Commercial Banks' Total Deposit Liabilities 2020-2024

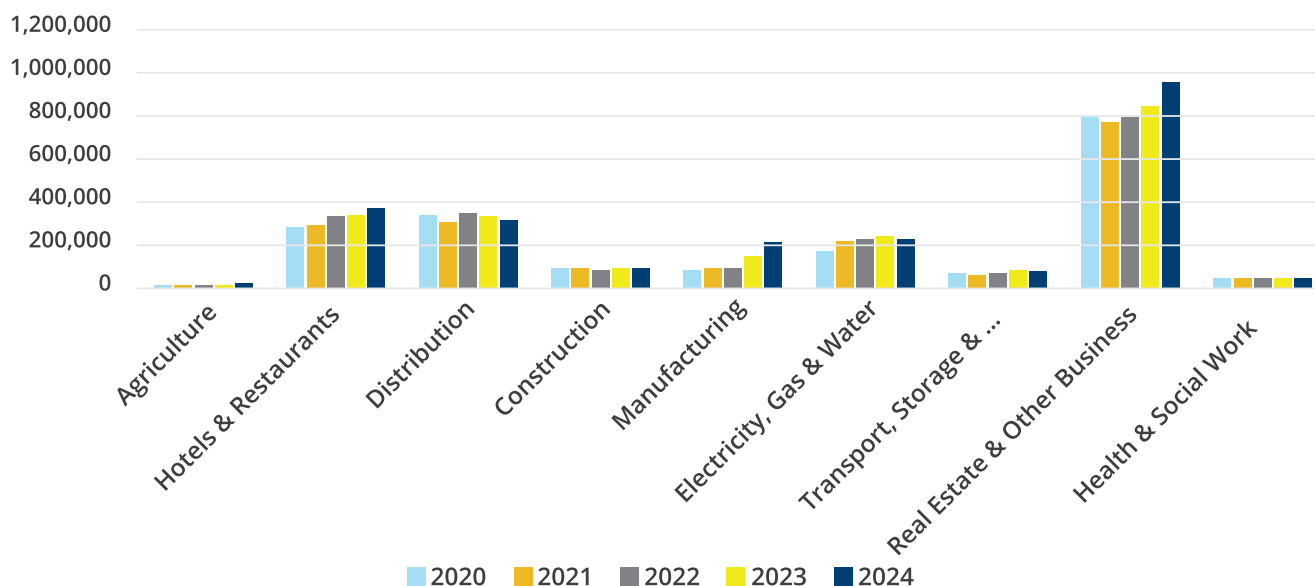


SOURCE: Central Bank of Barbados.

Total deposit liabilities in commercial banks continued their growth moving from \$11.8 billion in 2023 to \$12.8 billion in 2024 or up by 8 percent. Other Residents accounted for 43 percent of the total closely followed by Private Non-Financial Corporations with 33 percent. All sectors increased

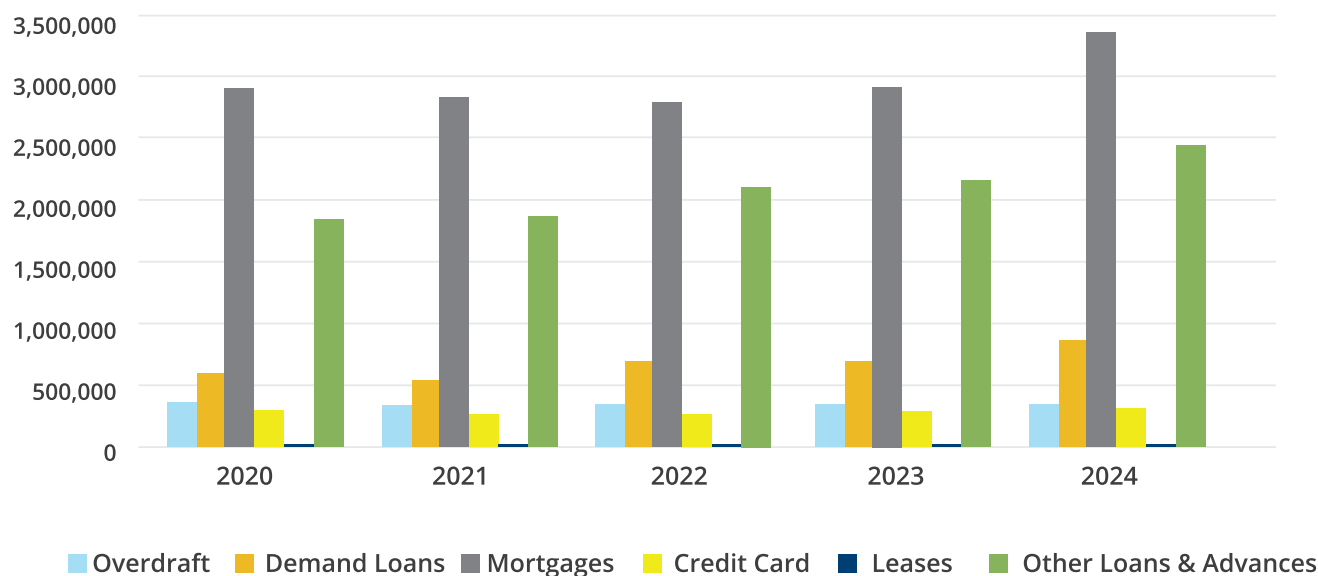
from their 2023 totals, most notably Non Residents (25 percent) and Other Financial Corporations (23 percent), with the exception of Government and Other Depository Corporations which fell by 43 and nine percent respectively.

Figure 15: Commercial Banks' Loan & Advances to Private Non-Financial Corporations by Select Sectors 2020-2024



SOURCE: Central Bank of Barbados.

Figure 16: Commercial Banks Loans and Advances 2020-2024



SOURCE: Central Bank of Barbados.

Total Commercial bank loans and advances rose to \$7.3 billion in 2024, up by 12 percent from 2023’s \$6.4 billion. Mortgages and Other loans and advances accounted for 80 percent of loans with \$3.4 billion and \$2.5 billion respectively. Demand loans, mortgages and Other Loans and Advances rose by 18, 14 and 12 percent over last year’s totals signalling the increase of credit in the sector. Credit cards also increased over 2023 balances marginally by 4 percent but there was a drop in overdrafts and leases.

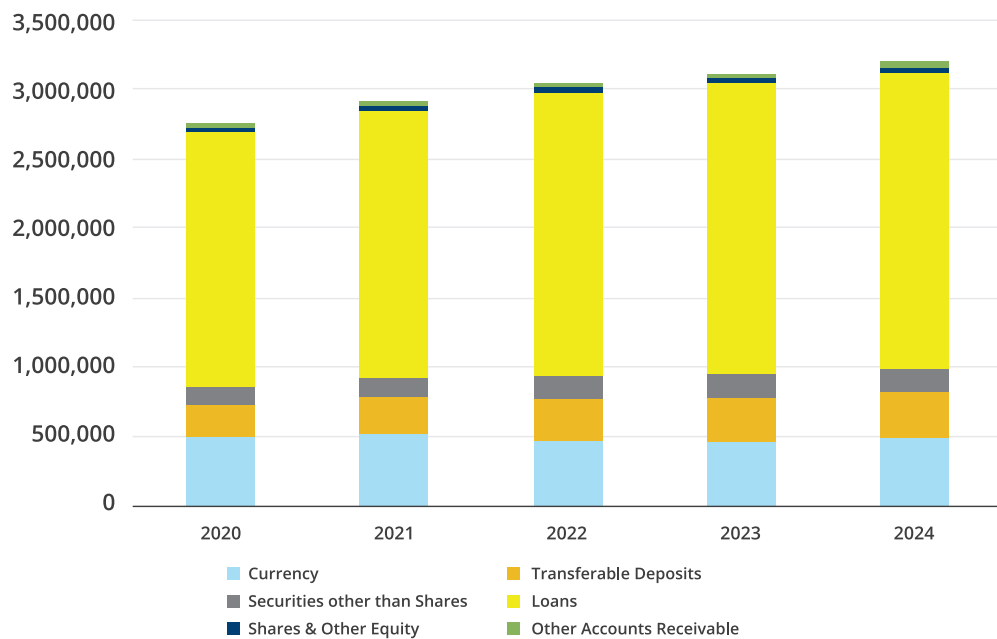
Credit union assets were estimated at \$3.2 billion which represents a 3 percent increase over 2023 and accounted for 23 percent of GDP. Overall, the credit union’s share of the nation’s financial assets reached 10.7 percent highlighting its important role in the system despite the dominance of traditional banking institutions. The sector’s capital-to-asset ratio remained steady at 11.2 percent, highlighting its capacity to absorb any potential losses.

NON-BANK FINANCIAL INSTITUTIONS

Credit Union Movement

Growth in the credit union movement continued its upward movement as membership, savings and loans all increased. Membership increased to 245,900 (up by six thousand or 2.4 percent) even though the number of credit unions decreased from 27 last year to 25 in 2024. This sustained the gradual reduction trend in the number of credit unions existing which began in 2019 with 35 credit unions and crept down to 25 in 2024.

Figure 17: Credit Union Total Assets 2020-2024



SOURCE: Central Bank of Barbados.

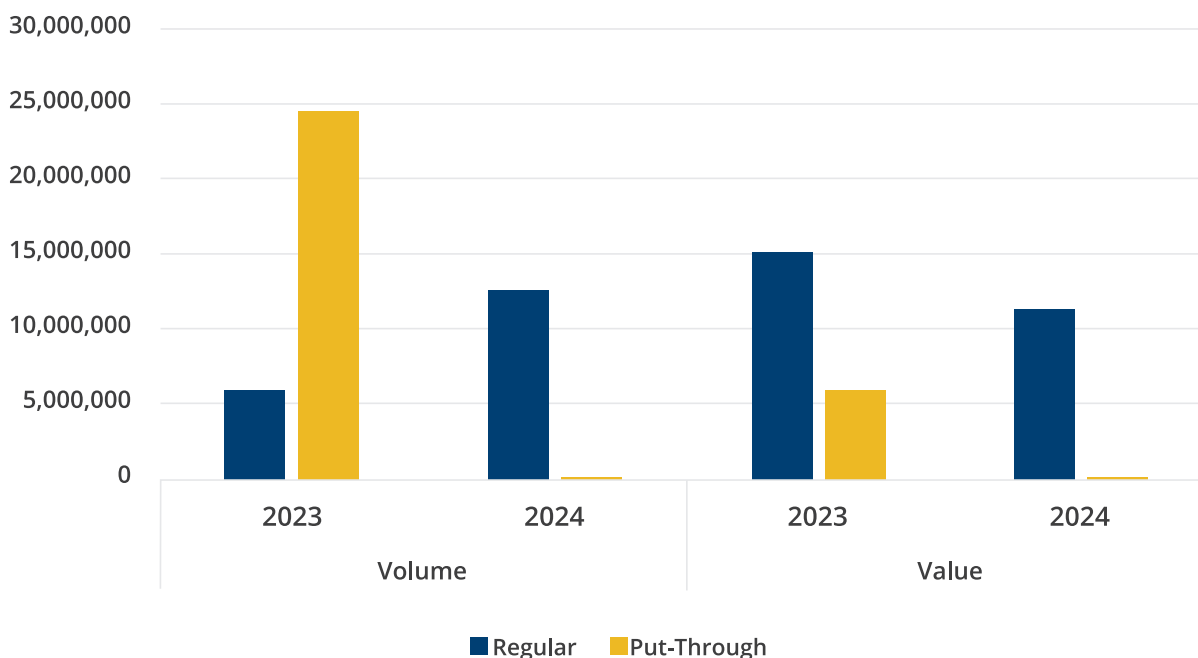
Member savings increased by three percent to \$2.8 billion as households continue to rely on credit unions for financial security. Seventy percent of total member savings was held in regular deposit accounts highlighting their preference for liquid savings options. Loans in the sector reached \$2.1 billion, rising by 16.5 percent over 2023 especially from members’ applications for personal loans. Non-performing loans are still relatively high at 11.3 percent but improved from its peak of 13.2 percent in 2020 due to unemployment falling and economic activity expanding since the pandemic.

Barbados Stock Exchange

The stock exchange overall recorded declines in both volume and value by 59 percent and 46 percent respectively. The Regular Market reported a massive 112 percent increase in volume from 5,919,675 in 2023 to 12,545,545 this year but decline by 25 percent in terms of value, falling from \$15,056,318 to \$11,285,351 during the same period.



Figure 18: Trading Activity by Market 2023-2024



SOURCE: Barbados Stock Exchange.

In terms of volume, the 2nd and 3rd quarter were the most active while the 3rd and 4th quarter were higher in terms of value. Total number of trades this year increased by 4 percent above 2023 with a total number of 567 transactions when compared to 2023's 549.

Table 43: Index and Market Capitalisation Year on Year 2023-2024

Index	31-Dec-23	31-Dec-24	%Change
Local	2,749.12	2,814.36	2.37%
Cross Listed	798.60	788.23	-1.30%
Composite	665.73	681.07	2.30%
Market Capitalisation	31-Dec-23	31-Dec-24	%Change
Local	5,317,375,132	5,444,826,065	2.40%
Cross Listed	101,972,152	100,647,838	-1.30%
Composite	5,419,347,284	5,545,473,903	2.33%

SOURCE: Barbados Stock Exchange.

Local and Composite market indices recorded increases of 2.37 and 2.3 percent moving from 2,749.12 to 2,814.36 and 665.73 to 681.07 respectively while the Cross Listed index declined by 1.3 percent falling from 798.6 to 788.23. market Capitalisation remained stable when compared to 2023 totals. Local moved slightly upward from 5, 317,375,132 to 5,444,826,065 or 2.4 percent and Composite from 5,419,347,284 to 5,545,473,903 or 2.33 percent. Cross Listed Market Capitalisation fell slightly by 1.3 percent from 101,972,152 to 100,647,838.

G. COMMERCE AND CONSUMER AFFAIRS

Trade Unit Licensing

During the review period, the Licensing arm of the Department of Commerce and Consumer Affairs (DCCA)

continued monitoring commodities subjected to its licensing regime (import and export licensing), processing of applications for liquor licences and issuing of importation and distribution licences for exempted lamps under the Control of Inefficient Lighting Act, 2021. In the review period, 11,022 import licenses and three export licences were issued. During the similar period 2,329 liquor licences were approved, additionally, one licence was issued for importation and distribution of exempted lamps.

Trading Standards Inspectorate

DCCA's Trading Standards Inspectors collected data for price monitoring of various food and non-food commodities from primarily supermarket outlets.

Table 44: Price Monitoring Surveys for 2024

Basket	Surveys Completed	Number of outlets per survey
Basket of Basic Consumer Goods	12	9
Hurricane Survey	2	9
Special Basket	24	16

SOURCE: Department of Commerce and Consumer Affairs.



The Inspectorate continued to enforce requirements for imported goods by way of the Standards Act 2006-5 and the mandatory Barbados National Standards Inspections were conducted daily to ensure compliance with mandatory national standards of containerised and non-containerised cargo. Market surveillance of retail entities to ensure compliance, protect public interest and ascertain accurate representation of market happenings was also undertaken periodically.

Table 45: Enforcement of National Standards

Market Surveillance	81
Containerised Inspections	
Warehouses	Ports of Entry
1,419	Nil
Un-containerised Inspections	
Barbados Port Inc.	91
GAIA	2
Other	7

SOURCE: Department of Commerce and Consumer Affairs.

Commodities found to be non-compliant with the relevant standard were placed on detention by Inspectors. Items where minor adjustments can be made to labelling to

become compliant are released from detention after the conformity process is completed.

Table 46: Detentions and Releases

Detentions and Releases	
Commodities placed on detention	8
Commodities released from detention	5
Commodities not released.	3

SOURCE: Department of Commerce and Consumer Affairs.

Data Collection and Analytics

The DCCA in assessing the impact and efficacy of its data collection mechanism, completed the design and upgrade of its data analytics framework and launch PriceCheck, a web-based price monitoring application. It was built upon DCCA data analytics framework and price monitoring system to effectively capture, monitor, analyse and publish price data of food and non-food items in the Basic Basket of Goods and Special Basket of Goods monthly.

During the fiscal year 2025/26, the DCCA will implement phase 2 of the data analytics upgrade to undertake the following:

- Harmonised market price information using Application Programming Interface (API) to capture wholesale price information,
- Negotiate and collect point of sale data at supermarkets for commodities monitored by DCCA. This will enhance accuracy and timeliness of data to be place on the web-based price monitoring application PriceCheck.
- Upgrade data analytics framework to centralise market monitoring data across key ministries such as the Ministry of Agriculture, Barbados Statistical Service and the Customs Department into a single-source-of-truth dashboard that will

provide immense value for policy making and market intelligence. This initiative will allow the DCCA to create highly valuable new analysis and data products via the data analytics framework.

- Integrate the API module for ASYCUDA into DCCA data analytics framework to assess better first cost of retail items and track other indicators such as freight cost.
- Transform PriceCheck from a web-based application to a mobile App. This will provide tremendous consumer benefits such as the notification of lower prices at retail outlets being sent to consumers using the mobile App feature as well as recall of products within the marketplace.

The upgrading of DCCA data analytics framework will assist in establishing a uniform reporting standard for market information whilst providing the timely and relevant analysis and data products for evidence base policy making and tracking of policy decisions.

H. PUBLIC SECTOR INVESTMENT PROGRAMME (PSIP)

During 2024, Government's Public Sector Investment Programme (PSIP) continued with a robust year of growth. The major investments were concentrated in the areas of Infrastructure, Energy, Roads, Education, Water and Institutional Strengthening and Capacity Building.

Major Projects Completed:

Global Credit Program for Safeguarding the Productive Sectors and Employment

The objective of this Project was to support the sustainability of the Micro, Small and Medium Enterprises (MSMEs) to maintain employment and economic activity in Barbados in response to the crisis caused by COVID-19 through (i) to support the short-term financial sustainability of MSME; and (ii) to promote the economic recovery of MSME through access to productive financing.

The project included the execution of a single component which provided financing to support the Enhanced Credit Guarantee Fund (the "ECGF"), managed by the Central Bank of Barbados (the CBB), to facilitate MSME funding by eligible Intermediary Financial Institutions (IFIs). The Loan resources allocated to this component were directed to a segregated account at the CBB for the ECGF to guarantee individual loans from IFIs to MSMEs for eligible sub-projects.

Sub-component 1.1. Support for Access to Short-Term Financial Guarantees:

This sub-component facilitated guarantees to support MSME's access to short-term financing (less than one year) through eligible IFIs. Resources under this sub-component was used to help MSMEs affected by the crisis to overcome temporary liquidity problems and continue operating. It also supported credit guarantees for individual investment loans to be undertaken by eligible MSMEs.

Sub-component 1.2. Support for Access to Production-Oriented Guarantees:

The second sub-component provided guarantees to facilitate access to medium-term and long-term financing (from one to five years) for MSMEs through eligible participating IFIs. Resources under this subcomponent were used to support economic recovery by providing guarantees to production-oriented finance to MSMEs, giving priority to the sectors hardest hit by the COVID-19 crisis and their overarching value chains, so that anchor companies receiving financing can contribute to the recovery of their suppliers in the supply chain. This subcomponent includes credit guarantees for investment projects to ensure that MSMEs have the ongoing access to the finance they need to continue operating their businesses, recover from the crisis or meet increased demand as a consequence of COVID 19. These credit guarantees will be used for investments related to the purchase of buildings, the purchase of equipment and machinery, the expansion and improvement of infrastructure, the implementation of new technology, techniques and processes, and all directly related to the activities of companies. The guarantees will be issued for eligible IFIs to cover individual investment loans to be undertaken by eligible MSMEs. The guarantees will be for up to US\$1 million per individual eligible MSMEs loan and will provide coverage of up to 80% of the loan amount for up to 10 years.

At the end of the project on April 20, 2024, approximately US\$ 30,000,000 was fully disbursed by the IDB.

Sector Wide Approach Programme (SWAP) to support the Land Transportation Sector in Barbados

The main objective of the programme was to support Barbados' management, planning and public investment for the development of land transportation, through actions including changes to the regulatory framework, sector and strategic plans, execution of various initiatives for institutional strengthening, modernisation of systems and processes, and quality improvement of infrastructure, mainly the road network. The funds will be utilised for the rehabilitation of key segments of the primary road network, including drainage, construction of sidewalks,



bridges, culverts and safety features. The specific components will consist of the rehabilitation of existing roads throughout the island. This rehabilitation will also include the provision of improved drainage systems (inclusive of box drains, culverts, wells as well as the clearing of watercourses) where appropriate to counter the effects of the climate crisis. Provision was also made for the construction of sidewalks where possible. At the end of the programme in November 2024 all conditions were met for all three tranches, and approximately US\$50 million was fully disbursed by CAF.

New Agreements Signed in 2023

Barbados Climate Resilient South Coast Water Reclamation Project

The Government of Barbados and the Inter-American Development Bank (IDB) signed a Loan Agreement for US\$40,000,000 on December 12, 2024, to finance the Barbados Climate Resilient South Coast Water Reclamation Project. The project will be implemented over a period of five (5) years. The total cost of the entire project is US\$110 million with the IDB providing a loan of US\$40

million. There will be additional resources of US\$70 million from the Green Climate Fund (GCF) to finance the project (US\$40 million in grant funds and US\$30 million in loan).

The general development objective of the project is to enhance Barbados' water supply resilience and reliability with a focus on climate action, environmental sustainability, and food security. The specific objectives of the operation are to: (i) diversify Barbados's water supply sources and reduce water insecurity through the reuse of reclaimed wastewater; and (ii) strengthen key sector institutions on water resource management, operational efficiency, monitoring, and gender mainstreaming. The project comprised the following four (4) components:

Component 1. Water Reclamation Infrastructure - This component will finance the construction of the New South Coast Water Reclamation and Re-Use Facility (SCWRRF) with an Average Dry Weather Flow of 9,000 m³/day under a Design Build Engineering, Procurement and Construction (EPC)/Turnkey modality and operation and maintenance (O&M) costs for one year including climate proofing considerations.

Component 2. Reclaimed Water Reuse - This component includes the following sub-components:

- Sub-Component 2.1. - Agriculture Reuse of Reclaimed Water Pipeline which will finance the installation of a 25 km pipeline for transporting reclaimed water for irrigation for potentially some 1,320 hectares at River Plantation along the old train line (Trailway), Haggatt Hall, Salters, Marchfield, and Sanford irrigation districts, ancillary equipment, and a reservoir.
- Sub-Component 2.2. Aquifer Recharge Infrastructure - This sub-component will finance the installation of 4 km water pipeline, 5 injection wells, 6 exploratory boreholes, 3 monitoring wells, 3 abstraction boreholes and pumping stations, and ancillary equipment for aquifer recharge. This component will also finance Construction Supervision services.

Component 3. Climate Change and Biodiversity Opportunities - This component includes the following sub-components:

- Sub-Component 3.1. Graeme Hall Swamp Natural Heritage Conservation Area (NHCA) Conservation. This sub-component will finance: (i) the development of baseline assessments for the NHCA, inclusive of the Graeme Hall Swamp (GHS), associated beach, and buffer zone; (ii) the development of a results-based management plan for GHS; and (iii) the upgrade of the drainage system to facilitate efficient discharge from the swamp to the sea.
- Sub-Component 3.2. Solar Energy Generation with Battery Storage - This sub-component will finance 7MW solar photovoltaic plant and associated energy storage, to be co-located with existing 3MW solar systems.

Component 4. Institutional Strengthening - This component will finance institutional strengthening activities including: (i) improving the governance and project management capacity of BWA through the implementation of an action plan based on AquaRating and training in operation and maintenance of the South Coast Water Reclamation and Re-use Facility; (ii) implementing an Institutional Gender and persons with disabilities (PWD) Action Plan to promote the increased participation of women and PWD within BWA, and data collection on PWD within BWA; (iii) implementing robust monitoring, reporting and verification (MRV) systems to track water

quality and quantity, soil quality and climate-related parameters; (iv) developing and implementing a project planning, management and monitoring system for the BWA Project Management Office (PMO); (v) developing and implementing an action plan to increase capacity at Government Analytical Services; (vi) strengthening the Barbados Agricultural Development and Marketing Corporation Farmers' Empowerment and Enfranchisement Drive program; and (vii) designing and implementing public awareness and stakeholder engagement campaigns to promote the benefits of wastewater reuse and build community support.

INTER-AMERICAN DEVELOPMENT BANK (IDB)

Climate Resilient and Sustainable Integrated Coastal Zone Management

The Government of Barbados and the Inter-American Development Bank (IDB) signed a Loan for US\$50,000,000 on March 7, 2024, to finance the Climate Resilient and Sustainable Integrated Coastal Zone Management. This project will be implemented over a period of six (6) years.

The general objective of the Project is to improve the resilience of the country's coastal zone to climate risk and promote climate-resilient economic development. The specific objectives are to: (i) reduce coastal erosion and flooding in coastal areas; (ii) improve the community and tourist economic value of coastal areas, including providing better accessibility for persons with disabilities; and (iii) improve the technical capacity and governance of the country's ICZM public policy to address climate resilience.

The Project has two (2) components;

Component 1. Integrated Coastal Infrastructure Development. This component seeks to reduce coastal degradation and climate risk in selected coastal areas and increase community and tourism value by financing integrated coastal works. The investment will also include improvements regarding the accessibility to the priority sites, considering persons with disabilities, and to enhance the safety of users, particularly women. The target areas and interventions to be financed under this component are as follows: (i) Clinketts, St. Lucy: development of offshore breakwaters, headlands, bridge and drainage, sidewalks, and beach nourishment; (ii) Mullins, St. Peter: development of offshore breakwaters, groynes, sidewalks, and beach nourishment; (iii) Sand Street, St. Peter: development of offshore breakwaters, headlands, groynes, sidewalks, and beach nourishment; (iv) Oistins, Christ Church: development of offshore

breakwaters, groynes, headlands, coastal walkways that improve accessibility for persons with disabilities, recreational facilities with a gender perspective, drainage, and beach nourishment; and (v) St. Lawrence Gap to Rockley Beach, Christ Church: development of headlands, groynes, and walkways and amenities (e.g., lighting facilities), and beach nourishment.

Component 2. Strengthening technical capacity and ICZM public policy governance

The objective of this component is to strengthen the institutional capacity of the country's climate-resilient ICZM public policy implementation through the development and implementation of a set of different technical actions. This component will finance: (i) enhancing climate and disaster risk information analytics by upgrading the National Coastal Risk Information and Planning Platform (NCRIPP); (ii) implementing ecosystem accounting; (iii) implementing a Monitoring Reporting and Verification (MRV) system; (iv) developing a CZMU operations manual; (v) training in coastal engineering, numerical modelling, and other priority technical subjects; (vi) acquisition of equipment that will support the activities led by CZMU, such as the monitoring of beaches; and (vii) conducting coastal community awareness-raising campaigns, with focus on gender and people with disabilities. As such, this component will finance: (a) consulting firms; (b) individual consultants; (c) goods; and (d) services other than consulting, such as training.

Sustainable Development Policy Program III

The Government of Barbados and the Inter-American Development Bank (IDB) signed a Policy Based Loan for US\$100,000,000 on February 16, 2024, to finance the Sustainable Development Policy Program III. The general objective of the PBL was to improve (i) the efficiency and sustainability of spatial planning, development control, and water resource management; (ii) natural asset management; and (iii) disaster risk management and resilience.

The loan had three (3) components namely: *Component I*: Spatial Planning, Development Control, and Water Resource Management, *Component 2*: Natural Asset Management; and *Component 3*: Disaster Risk Management Resilience. The Government fulfilled all the

policy conditions under the three (3) components and submitted the associated means of verification to the Bank and the US\$100 million was fully disbursed in February 2024.







THE EMERGING ECONOMY

Section Three

THE EMERGING ECONOMY

A. THE ENVIRONMENTAL SECTOR

The Ministry of Environment and National Beautification (MENB) promotes and facilitates the sustainable use of our resources by encouraging the involvement of all citizens and integration of environmental and maritime considerations into all aspects of national development. This section gives a detailed report on the activities executed under the remit of MENB, along with its coordinating agencies and departments, for the management and conservation of Barbados' natural resources in 2024.



1. PROJECT MANAGEMENT COORDINATION UNIT (PMCU)

The PMCU developed a Recycling Policy and Recycling Action Plan (RAP) which aims to transition Barbados towards a more sustainable, efficient, and environmentally friendly solid waste management system with in a new circular economy philosophy. The RAP outlines the following strategies and actions to improve recycling efforts, reduce landfill dependency and align with global sustainability goals:

- Behavioural Change Programme
- Schools Recycling Programme
- National Curbside Recycling Programme
- Extended Producer Responsibility and Deposit Return Scheme
- Support for Waste Brokers/Recyclers and Non-Governmental Organisations

At the end of 2023, the PMCU and Common Seas completed the National Action Plan to End Plastic pollution in Barbados. This National Action Plan (NAP) was approved by Cabinet and launched in June 2024.

The NAP also introduced an educational component using the Plastic Clever Schools methodology developed

by Common Seas. A Student Workbook and a Teachers Toolkit were developed for use by schools in Barbados. The PMCU continues its education and outreach programme to sensitise the various publics about responsible waste management in order to raise awareness and change negative behaviours such as littering and indiscriminate dumping.

2. ENVIRONMENTAL PROTECTION DEPARTMENT (EPD)

POLICY DEVELOPMENT, MONITORING AND EVALUATION

During 2024, the Environmental Protection Department prepared, reviewed and provided comments on the following pieces of draft legislation and policy:

- An updated National Oil Spill Contingency Plan and National Dispersant Use Policy and associated Cabinet Paper; and

- The Draft Radiation Protection, Safety and Security Bill and Regulations.

RESOURCE PROTECTION AND MONITORING

Air Quality Monitoring

In 2024, continuous monitoring of the ambient air quality continued at the Treasury Building in Bridgetown; the D'Arcy Scott Roundabout in Warrens, St. Michael; the Caribbean Institute of Meteorology and Hydrology in Husbands, St. James; and the Environmental Protection Department in Dalkeith, St. Michael. From January to December 2024, one hundred and sixty-six thousand, nine hundred and four (166,904) data points were collected from the four sites.



Noise Monitoring

The Department continued activities related to the ongoing noise monitoring project conducted at the semi-permanent noise monitoring station at the Christ Church Post Office and at the Treasury Building in Bridgetown from January to December. Sixty-six thousand seven hundred and forty-five (66,745) measurements of sound levels were recorded.

Groundwater Monitoring

Water quality monitoring of groundwater supply wells and springs was conducted monthly at twenty-one (21) drinking water supply wells; nine (9) agricultural supply wells; and six (6) springs. From January to December 2024, two hundred and fifty-eight (258) groundwater samples were collected as part of the EPD/Barbados Water Authority sampling programme. The samples collected from drinking water supply sources were

analysed for parameters such as chlorides, nitrates, total dissolved solids and faecal coliform and the results were compared and predominantly aligned with the World Health Organization (WHO) Drinking Water Quality Guidelines (“WHO guidelines”).

Widescreen Analysis

Widescreen groundwater sampling was conducted on two occasions. Those were on July 23, 2024, at Alleyne-dale, Ashton Hall, Applewhaites Well Field, Bowmanston, Constant and Sweetvale Tappy Pond public supply wells; and on November 19, 2024, at Belle, Newmarket, Bowmanston, Hampton, Alleyne-dale and Haymans public supply wells.

Beach Water Monitoring

The EPD monitored eighteen (18) west and south coast beaches on a weekly basis during 2024. During that time, one thousand nine hundred (1,900) samples were collected. During the period, when the minimum number of samples were collected, there were zero (0) failures of the USEPA geometric mean criteria for enterococci. There were zero (0) failures of the USEPA geometric mean criteria for faecal coliform.

Oil Spill Contingency Planning

During the year, the department hosted meetings of the National Oil Spill Response Committee, which is chaired by the EPD; a meeting with a representative from Oil Spill Response Limited to discuss possible training opportunities; participated in Oil Spill Response Limited (OSRL) Training Working hosted by SOL at Accra Hotel from March 7th to 8th, 2024; and updated the inventory of national oil spill response equipment and the list of members of the National Oil Spill Coordination and Response mechanisms.

BUDGET AND EXPENDITURE

For the widescreen programme, the budgeted amount was \$134,000.00 for laboratory analysis in 2024. The expenditure was \$157,951.72, which was spent on sample analysis and freight charges. The total expenditure for the abovementioned resource protection and monitoring programmes is presented in the table on page 118.



Table 47: The Expenditure for the Programmes under Resource Protection and Monitoring

Programme	Expenditure (\$)
Ambient Air Quality	669,403.521
Noise Pollution Control	3,798.62
Widescreen	157,951.72
TOTAL	831,153.86

SOURCE: Environmental Protection Department.

REGULATORY MONITORING AND ENFORCEMENT

Building Development Applications

The EPD received one thousand four hundred and seventy (1,470) building development applications in

2024. It processed two-thousand one hundred and fifty-five (2,155) applications, which included those received during and prior to 2024. The table below shows the distribution of processed applications by the decision made.

Table 48: The Building Development applications processed in 2024

Type of Application	Approved	Refused/ Denied	Conditional Approval	Approved with Conditions	Withdrawn	Acknowledged	Total
Residential	604	151	381	384	11	73	1604
Commercial	14	37	61	43	7	352	514
Residential/ Commercial	1	6	6	1	0	2	16
Agriculture	0	3	2	1	2	6	14
Industrial	0	0		1	0	2	3
Commercial/ Agriculture	0	0		0	0	4	4
Total	619	197	450	430	20	439	2155

SOURCE: Environmental Protection Department.

Applications Processed

Seventeen (17) applications were processed and approved for the removal of asbestos, thirty-one (31) applications for fiberglass containing materials, and fourteen (14) requests for the destruction and disposal of jet skis. These were all disposed at the government approved disposal facility at Rock Hall, St. Philip.

Derelict Structures and Vehicles Removed

Eighty-eight (88) derelict structures were demolished during the year 2024, these were done in two sets, one set was 82 buildings at a cost of two hundred and eighty-nine thousand, three hundred and thirty-five dollars (\$289,335.00) and the second set was six buildings done at a cost of thirty-three thousand six hundred dollars (\$33,600.00). Thirty-four (34) vehicles were removed during the same period at a cost of five thousand four hundred dollars (\$5,400.00).

Expenditure

In 2024, the Department spent three hundred and twenty-two thousand, nine hundred and thirty-five dollars (\$322,935.00) to demolish eighty-eight (88) derelict buildings and five thousand, four hundred dollars to removed thirty-four (34) vehicles as part of the Derelict Buildings and Vehicles programme.

EDUCATION, COMMUNICATION AND PUBLIC DEMONSTRATION AND INITIATIVES

The Environmental Protection Department's education, communication and public demonstration initiatives were undertaken during 2024 included:

- Updating the department's website;
- Commencing preparations of Issue 23 of the "EnviroFocus" Newsletter;
- Hosting three (3) interns as part of the 2024 Summer Internship Programme; and
- Airing of environmental tips on radio and television.

NATIONAL GOVERNANCE PROCESSES, PARTNERSHIPS AND COOPERATION ARRANGEMENTS

The EPD received seventy-one (71) consultation files from the Planning and Development Department and commented on seven (7) files in the review period.

Pesticide Import Applications

The EPD received thirty-two (32) applications from the Pesticides Control Board (PCB) for the importation of pesticides. All applications received were vetted and recommendations were submitted to the PCB.

EXTRA-NATIONAL GOVERNANCE PROCESSES, PARTNERSHIPS AND COOPERATION ARRANGEMENTS

Integrating, Water, Land and Ecosystems Management (IWeco)

The EPD continued activities as part of the five-year project, *Integrating, Water, Land and Ecosystems Management (IWeco)*, during 2024. The department participated in several activities and meetings associated with the IWeco such as Hedgerow Rehabilitation Project.

For the Hedgerow Rehabilitation Project, the completion date was extended to August 31, 2024. From January to August 2024, the EPD undertook the following:

- Conducting site visits to establish new locations for the growing of Khus Khus grass and to monitor the existing hedgerow;
- Preparing financial and progress reports for the project;
- Reviewing hedgerow communication strategy and project portfolio; and
- Commencing the implementation of the public educational campaign, which included the purchase of branded merchandise for dissemination to the public, the creation of Facebook and Instagram accounts, and the airing of infomercials on radio.

3. POLICY RESEARCH PLANNING AND INFORMATION UNIT (PRPIU)

Global Environment Facility (GEF)

The MENB is the Global Environment Facility (GEF) Operational Focal Point for Barbados, in the execution of this role in 2024, the MENB prepared a draft Cabinet Paper entitled "Proposal for the allocation of GEF 8 STAR financial resources." USD \$6.75 Million was programmed as follows:

Table 49: Proposal for the Allocation of GEF 8 STAR Financial Resources

PROJECT TITLE	Executing Institution	TOTAL (US MILLION)
Integrated Gully Ecosystem Management Project 2023	Biodiversity Section, MENB	1.0
Effective Conservation and Management of Key Wetland Ecosystems and Development of the Long Pond Conservation Area	Biodiversity Section, MENB	1.0
Strengthen Green-Blue Economy Capacity and Technology Solutions for POST COVID-19 Recovery through Knowledge Extraction, Development and Transfer in Small Island Developing States (SIDS)	University of the West Indies Cave Hill Campus	1.5
Ecosystem Management and Restoration in Key Biodiversity Areas and Development of Management Plan for National Forest Candidate (Turner's Hall Woods)	Biodiversity Section, MENB	0.8
Implementation of Land Degradation Neutrality Practices Through Restoration and Regeneration of Derelict Lands	Biodiversity Section, MENB	0.6
Regional Biosafety Project Phase II	Biodiversity Section, MENB	0.6
Development of National Access and Benefit Sharing Mechanisms to facilitate Accession to Nagoya Protocol on Access and Benefit Sharing	Biodiversity Section, MENB	0.25
Circular Carbon Management	Ministry of Energy and Business (MEB)	0.5
GEF Small Grants Programme	UNDP GEF Small Grants Programme	0.5
TOTAL		6.75

SOURCE: Ministry of the Environment and National Beautification.

The Climate Crisis

In 2024, as the designated National Focal Point of the United Nations Framework Convention on Climate Change (UNFCCC) and the Kyoto Protocol the MENB actively engaged and continued to offer support in the following climate-related matters:

- Drafted reports, briefs, and talking points for high-level meetings, including the United Nations

Framework Convention on Climate Change Conference of Parties 29 (COP29), CARICOM conferences, and bilateral engagements with US, German, and UN officials.

- Contributed to policy discussions on climate finance, trade, and Barbados' National Determined Contribution (NDC) preparation.
- Led stakeholder consultations and presented at climate-related forums.

- Supported Barbados' participation in regional and international climate initiatives.

Green Economy Policy and Programme Support

To support national policy processes aimed at ensuring environmental sustainability principles which are at the centre of macroeconomic growth strategies, the PRPIU engaged in the various national, regional and international activities during the review period.

Following over 2-years of discussions between the Government of Barbados (GoB) and the UNEP, on October 24, 2024, the Cabinet of Barbados agreed inter alia that Barbados should accept the offer of Technical Assistance Support from the United Nations Environment Programme (UNEP) in the amount of US\$35,000.00 or BDS\$70,000.00 and the Inter-American Development Bank in the amount of US\$60,000.00 or BDS\$120,000.00 to support the enhancement of National Environment Governance through State of the Environment Reporting and Environment and Climate Statistics Collection.

The production of a National Global Environment Outlook Report is well timed given the progression in national environmental related matters. It is therefore envisaged that this evaluation will give insight to potential environmental trends and analyse the efficiency of policies to inform decision-making. Moreover, the production of Barbados' second State of the Environment Report in over two decades will augment the development of an Integrated Environmental Information System Platform, which is an essential instrument for improving environmental governance.

4. SARGASSUM SEAWEED PROGRAM

For the period under review, over \$2.8m was spent in support of the roll-out of the Sargassum Seaweed Program. The Program is labour-intensive as evidenced by labour cost which accounts for approximately 70 percent of the annual, program expenditure.



Seasonal fluctuations resulted in peak Sargassum seaweed deposits during the second and third quarters of financial year 2023-2024.

In 2024, labour cost was 75 percent of program expenditure due to the uptake of 150 independent contractors. Other major drivers of expenditure include administrative costs and equipment purchases which accounted for 15 percent and 6 percent respectively.

5. COASTAL ZONE MANAGEMENT UNIT (CZMU)

Planning Section

Planning and Development Department

During the reporting period, the Coastal Zone Management Unit (CZMU) actively participated in Environmental Impact Assessment (EIA) Committee meetings, ensuring that coastal development projects align with environmental sustainability goals. The CZMU also played a critical role in assessing all applications to develop land within the coastal zone management area through the E-Planning System, facilitating a streamlined and efficient review process. Between April 2024 and January 2025, a total of 60 development applications were reviewed, while 36 consultations focused on post-Hurricane Beryl emergency engineering efforts, demonstrating the CZMU's commitment to coastal resilience and responsible planning.

Public Education Outreach, Tsunami Ready Recognition and Student Internship Programme

The CZMU continued its public education outreach initiatives to enhance awareness of coastal zone management and environmental resilience in the period of review. In tandem with this, the Summer Internship programme, which was delivered at a cost of \$20,000, served as an opportunity to cultivate future environmental professionals and foster greater interest in coastal and marine sciences. The Unit also achieved a significant milestone in disaster preparedness with St. James Central receiving Tsunami Ready Recognition. This designation reflects the area's adherence to established tsunami preparedness protocols, ensuring that residents and stakeholders are equipped with the necessary knowledge and resources to respond effectively in the event of a tsunami.

Marine Section

Water Quality Monitoring

Recognizing the critical link between water quality and coral reef health, the CZMU maintained its ongoing water quality monitoring efforts throughout 2024. This included two distinct programs: the long-standing water quality monitoring program and the in-situ parameter stations, which track environmental stressors affecting reef ecosystems. These initiatives provided crucial data for assessing the impacts of pollution, the climate crisis, and other anthropogenic activities on Barbados' marine environment. The Water Quality Monitoring programme is part of a long-running monitoring regime aimed at detecting stressors at a number of offshore (10) and nearshore (14) sites on the West and South Coasts of Barbados. There were four monitoring events between March 2023 and March 2024. Up to the time of reporting three of the four quarterly monitoring events had been completed and the associated laboratory cost were \$48,000.00.

Mooring Buoy Programme

To prevent occurrences of reef damage from vessel anchors, the Marine Section of the Coastal Zone Management Unit (CZMU) carries out its Mooring Buoy Programme. The programme provides moorings for vessels obviating the need for use of anchors. This programme has been ongoing for more than a decade and at present comprises 37 buoys (17 moorings on the South coast and 20 moorings on the West coast). As part of the programme additional moorings are installed as the need arises. Existing moorings are inspected on a monthly basis as part of their ongoing maintenance. This has ensured that they remain functional and available for use by vessels.

Post Beryl Damage Assessments

During the 2024-2025 period, Barbados' coral reefs were affected by hurricane Beryl which passed to the south of the island as a category 4 hurricane on July 1, 2024. The CZMU mobilised to perform rapid assessments of selected bank and fringes reefs along the west and south coasts of the island. Additionally, a comprehensive survey was conducted at twelve (12) locations within the pool of forty-seven (47) sites under the Coral Reef Monitoring Programme. There was up to a 32% loss of coral colonies on one of the shallow reefs surveyed. Work is ongoing to create a Coral Reef Report Card to visually present the changes caused by Hurricane Beryl.

Coastal Engineering

Quarterly Beach Profile Monitoring

The Coastal Zone Management Unit (CZMU) completed the quarterly (March 2024, June 2024, September 2024 and January 2025) beach profile monitoring at fifty-five (55) sites around the coastline of Barbados.

Coastal infrastructure Site Maintenance

During the reporting period the landscaping maintenance at the following sites were undertaken:

- Richard Haynes Boardwalk (Undertaken under the Coastal Infrastructure Programme)
- Welches Beach Improvement Project (Undertaken under the Coastal Infrastructure Programme)
- Hometown Beach Improvement Project (Undertaken under the Coastal Infrastructure Programme)



- Hometown Waterfront Improvement Project (Undertaken under the Coastal Risk Assessment Management Programme)

Structural maintenance was also undertaken on the Richard Haynes Boardwalk as a result of damage that occurred during the passage of Beryl where sections of the boardwalk decking were repaired at a cost of \$132,000. Concrete curbs on the concrete walkway in Hometown, St. James were also damaged and to be removed at a cost of \$100,000.00.

6. BARBADOS METEOROLOGICAL SERVICES

The Barbados Meteorological Services (BMS) has continued to develop products and services throughout the year by focusing on the 3 main pillars for steady growth and development

1. Improvements/maintenance to the observational networks.
2. Improvement in communications.
3. Advancements in the department's application software.

During the year BMS has continued to ensure that the upgraded weather radar remained fully operational by ensuring that engineers from the manufacturer visit the site every six (6) months for preventative maintenance.

In addition, the BMS has been steadily improving the operations of the Autonaut sea surface drone, to make them more resilient to the seas and weather conditions that they encounter. This has enabled the BMS to monitor adverse weather conditions in near real-time as it approaches the island, thus helping local forecasters to narrow down on numerical weather prediction selections based on ground truth and to also validate forecasts and alerts issued by the BMS.

Improvements in software and communications: BMS has continued to grow and expand its software capabilities, with the main powerhouse applications "Apparatus" and "Zulu Gorilla" now having additional features to better decode regional radar weather data and ingest numerical weather data for a beta auto-forecaster and automatic weather observing system. These are but a few of the radical improvements to the software suite which were developed and are maintained locally.

7.0 DEPARTMENT OF EMERGENCY MANAGEMENT

(i) The Comprehensive Disaster Risk Management Policy

The Barbados Comprehensive Disaster Management (CDM) Policy ensures that there is a strategic direction to keeping people safe and making communities more resilient to disaster and climate related risks and impacts. After being Cabinet approved in September 2023, the National CDM Policy was laid in the House of Assembly on March 20, and in the Senate on March 25, 2024.

The policy document sets out Barbados' solutions to addressing disaster and climate-related risks and aims to provide the strategic direction and supportive governance and accountability arrangements for a safer, more resilient, and sustainable Barbados through CDM.

(ii) National Multi-Hazard Early Warning System (NMHEWS)

Nationally, Barbados through the Department of Emergency Management (DEM) is actively seeking to enhance the national multi-hazard early warning system in Barbados as part of the wider disaster risk reduction and resilience programme.

The implementation of an effective Multi-Hazard Early Warning Systems (MHEWS) is crucial for a country in the understanding of its risk, monitoring, and forecasting of potential hazard impacts, providing timely warning for anticipatory actions and responding to the impacts that were unavoidable.

During 2024, the Department continued its work in MHEWS Governance with the finalisation of the National Multi Hazard Early Warning Policy which was cabinet approved in May 2024. This Policy, developed through a multi-stakeholder consultative process, is intended to bolster the governance framework by articulating strategic guidance for the implementation of the national MHEWS.

(iii) Warning dissemination and communication

Warning dissemination and communication is a critical component of early warning systems that ensures alerts reach the people at risk in time to take action. The Department of Emergency Management collaborated with the broadcast community to advance this area through the signing of a Memoranda of Understanding with eighteen (18) broadcast stations to strengthen the department's arrangements and operations of the National Multi-Hazard Early Warning System Common Alerting Protocol (CAP) based mechanism. This system was established to warn the population about impending hazards that may affect Barbados. The provision of such timely and relevant facilitates potential early and preparatory actions by the public prior to hazard impact.

(iv) Climate Resilient Housing

Without a safe and secure refuge, individuals, families, and communities are more vulnerable to the effects of climate events. Through the implementation of the hurricane strap installation "OPERATION STRAP-IT Programme, the Department of Emergency Management has been overseeing the retrofitting of homes with hurricane straps. This programme was initiated to provide hurricane strap installations to the roofs of those houses deemed to be most vulnerable to improve their performance if subjected to a high-wind event. A total of 880 homes were retrofitted by the end of December 2024.

B. THE RENEWABLE ENERGY SECTOR

During the review period, the Ministry of Energy and Business (MEB) continued to advance the development of the Renewable Energy sector through the implementation of a numerous policies and developmental programmes.

Key Policies and Project Development

Integrated Resource and Resilience Plan (IRRP)

During 2024, the MEB with funding from the Inter-American Development Bank (IDB) and the assistance of its consultant Mott MacDonald updated the IRRP which was initially undertaken in 2021. The IRRP is an

integrated assessment of demand and supply-side options, to assist the MEB in optimizing energy resources and services while limiting the cost to consumers.

As the Barbados National Energy Policy (BNEP) 2019-2030 references the government's aim to achieve an efficient, diversified and modern sustainable energy sector for Barbados, the update focused on revising the existing IRRP model with more recent data to ascertain capital and operational costs as well as the capacities, i.e. MW and MWh of technologies and the annuities to satisfy the BNEP.

As a result, the planning horizon for the updated IRRP was 2024 to 2033 addressing the short and medium term to consider the immediate needs of the electricity system such as grid stability as well as the existing pipeline of prospective projects.

Development of an Energy Storage Framework for Barbados

Under the Energy Division, the Energy Storage Framework for Barbados consultancy, which commenced in 2023, continued to be implemented during the review period. The consultancy highlighted a systematic approach to the successful implementation and integration of battery energy storage systems (BESS) into the existing energy system as a means of ensuring grid stability and resiliency.

In addition to providing capacity for the storage of excess renewable energy, battery energy storage systems (BESS) can provide a range of grid services. These services include energy arbitrage, distribution hosting capacity, spinning reserves, black start, solar firming and ramping, electric vehicles (EVs), peak shaving, frequency regulation, demand response, renewable curtailment reduction, and energy with long duration in the absence of renewable generation.

As battery energy storage systems (BESS) are new technology to the local market, the focus of the framework was to address the regulatory, technical and financial aspects of efficiently integrating BESS into the renewable energy sub-sector and its effect on enhancing grid stability.

The Final Report on the development of an Energy Storage Framework for Barbados was completed in July 2024.



Electric Light and Power Act 2013

The Ministry of Energy and Business procured an information and communications technology (ICT) consulting firm to develop a storage licensing platform. The facilitation of additional storage is required for grid stability and resiliency before the onboarding of any additional renewable energy systems.

During 2024, the Ministry of Energy and Business engaged in the design, testing and stakeholder engagement comprising testing, feedback and amendments related to utilizing the system.

Alternately, within the Right to Renewable Energy (RTRE) programme, during 2024, approximately 34 applications totalling 214.6kW of capacity were uploaded to the platform.

To allow for the onboarding of BESS which are expected to provide grid stability for the interconnection of additional solar photovoltaic systems, all licences issued prior to February 13, 2023, were granted an extension of the commissioning periods until December 31, 2025.



Electricity Supply Act

In September 2024, the Electricity Supply Bill was passed by Parliament and is expected to be proclaimed in the first quarter of 2025. The Bill seeks to overcome the technical and regulatory constraints to transitioning an isolated island electricity grid towards 100% renewable energy generation. The Bill has been created on the foundation of establishing greater coordination between the key policy, licensing, and regulatory agencies to achieve maximum efficiency, and transparency within the management and regulation of the island's electricity sector.

The Bill addresses the specific roles and responsibilities in the new market structure regarding system planning, regulation and management of the public grid. The Bill includes the following key provisions that pave the way for a clear and structured electricity sector to achieve the 2030 target and its transformational goals:

- to provide for a modern system of regulation of the generation, storage, transmission, distribution, supply, dispatch and sale of electricity;
- to facilitate the efficient, effective, sustainable and orderly development and operation of the electricity system, supported by adequate levels of investment, local participation, and research and development;
- to promote energy security, energy efficiency and the use of renewable energy sources;
- to promote transparency in the identification and allocation of costs and revenues within the electricity sector;
- to ensure that the regulation of the electricity sector is transparent and predictable; and
- ensure the protection and safety of consumers of electricity and the public.

Regulations are being prepared to accompany the legislation.

Sustainable Management and Resilient Thinking for our Energy Revolution (SMARTER) (Global Environment Facility (GEF) Grant Project)

The Sustainable Management and Resilient Thinking for our Energy Revolution (SMARTER) Project aims to become a catalyst for biogas technology development in Barbados by significantly reducing the policy, knowledge and capacity barriers and investment risks for developing bioenergy in Barbados, assisting in the adoption of bioenergy solutions

and the realisation of the 2030 Barbados National Energy Policy.

The SMARTER project has received the approval of the Cabinet, and the project document was signed in December 2024 signalling the official commencement of the project.

Project Monitoring and Coordination Team (PMCT)

The Project Monitoring and Coordination Team (PMCT) continued to oversee the execution of the Barbados National Energy Policy (BNEP) 2019-2030, with specific responsibility for project management; monitoring and evaluation; procurement; administrative support; technical support; financial management; public education and communication.

Control of Inefficient Lighting Act 2021 - During 2024 the PMCT continued to sensitise the public to the enactment of the Control of Inefficient Lighting Act and to the commencement of a phased prohibition on inefficient lighting from January 01, 2022, in Barbados. The phase out plan is geared to reducing the cost of energy in Barbados while increasing energy security and mitigating the negative effects of energy consumption on the local and global environments. Energy efficient lighting will play a significant role in achieving Barbados' energy efficiency potential as energy efficient lighting technologies are among the most viable energy efficiency interventions available with the shortest payback periods.

The phase-out plan commenced on January 01, 2022, and during 2024 the fifth and final phase commenced. The fifth phase commenced on January 01, 2024, with a prohibition on the manufacture, sale and distribution of any electrical lamp that emits less than 55 lumens per watt.

Onshore Wind - During 2024, the Government of Barbados (GoB) through the Ministry of Energy and Business (MEB), with support of its transaction advisor the International Finance Corporation (IFC) continued the preparatory work for a 30-50 MW wind power plant project located in the parishes of St. Lucy and St. Peter.

Significant progress has been made during 2024 with respect to the technical, environmental, social and legal components of the project. Notably, on the technical side, the twelve-month wind measurement campaign has been completed. While preliminary design, logistic studies energy yield assessment, constraint mapping, and overall site characterisation are at an advanced stage. Additionally, the activities covering biodiversity surveys, land use mapping, community engagement, stakeholder mapping and preparation of legal documents are also well advanced.



Competitive Procurement of Battery Energy Storage Systems -

During 2024, the Government of Barbados through the Ministry of Energy and Business, with support from the Global Renewable Energy Mass Adoption Program (RELP) as transaction advisor, the Global Alliance for People and Planet (GEAPP), the Inter-American Development Bank and the National Renewable Energy Laboratory (NREL), sought to support the competitive procurement of 150 MW of Battery Energy Storage Systems.

The first phase of this competitive procurement will be for the supply of up to 60 MW of energy storage from BESS facilities on a build, own and operate basis. To this end, the Ministry of Energy and Business on November 8th, 2024, launched the Request for Information (RFI) for the first 60 MW of BESS at the transmission level, after the completion of the requisite technical work.

Sustainable Energy Framework (SEFB)

The Sustainable Energy Investment Programme (Smart Fund II)

The Sustainable Energy Investment Programme (Smart Fund II) was conceptualised to encompass the activities and lessons learnt from the Energy Smart Fund I Programme which was implemented over the period February 7th, 2011, to June 7th, 2017.

The general objective of the programme is to further reduce Barbados' dependency on imported fossil fuels through the increased use of Renewable Energy (RE) and Energy Efficiency (EE) technologies. Specifically, the Programme will engage a three-pronged approach targeted at the residential, business/private and public sector that encourages the use of alternative sources of renewable energy; promotes energy conservation, reduces the oil import bill and preserves the environment.

The BBD \$90,926,284.00 project is financed by a BBD loan from the Inter-American Development Bank of BBD \$60,750,000.00 and grant resources from the European Union to the tune of BBD \$30,176,284.00. The programme is expected to be implemented over six years.

The specific objective of the Sustainable Energy Investment Programme II is to: (i) reduce electricity consumption by implementing RE and EE measures; (ii) reduce Green House Gases (GHG) emissions from liquid fossil fuels used for power generation and transport; and (iii) increase institutional capacity for the management of RE and EE programs. The program is structured as follows:

- **Component I:** Technical Assistance and Loan Facility for Small and Medium Enterprises (SMEs) in the form of a package of financing instruments aimed at providing funding and capacity building for energy users to design and develop renewable energy and efficiency projects. This will also include a pilot project for SMEs and small hoteliers;
- **Component II:** Promoting Renewable Energy and Energy Efficiency Investment Programme within the public sector with the retrofit of approximately one hundred (100) buildings; and
- **Component III:** Capacity Building and Institutional Support aimed at enabling the successful implementation of the programme.

Although the Loan Agreement was signed in February 2020, the Non-Reimbursable Agreement was only signed on February 18, 2021, for the grant funds from the European Union. The overall Programme is 51 percent completed.

Under *Component I*, technical assistance is offered to SMEs through Grant financing to provide for pre-investment studies and pilots for EE and RE projects under the Programme. The funds are disbursed through the Fund Managers, Enterprise Growth Fund Limited (EGFL) and the Barbados Agency for Micro Enterprise Development (FundAccess). The aim is to support the development, funding, and execution of projects.

During the reporting period, 58 grant applications to complete pre-investment studies were approved under the Fund totalling BBD 87,273. In addition, 15 pilot project grant applications were approved totalling BBD 684,382.

With respect to the EE and RE subsidised loans to businesses, during the reporting period, five (5) loan applications were approved under the Fund, totalling BBD 1,984,000.

Additionally, preparatory work to launch the Air-conditioning Trade-In Rebate Facility was undertaken to ensure all the necessary documentation and guidelines are completed to facilitate the launch of the facility by the first quarter of 2025.

Under *Component II* of the programme, a Structural Integrity Engineering Services Firm was contracted in November 2022 and completed in December 2024.

An Energy Efficiency and Renewable Energy Technical Service firm was contracted in June 2023 to conduct walk-through energy audits of 100 buildings. At the end of

December 2024, the firm completed seven of eight deliverables.

Four priority projects have been identified for RE interventions under Component II of the Programme. These include solar photovoltaic (PV) projects at the Ilaro Court and State House, the Agri-Solar pilot at the River Plantation and a solar photovoltaic system at the Barbados Transport Board.

The Contracts have been awarded for the work at Ilaro Court, State House and the Agri-solar project at the River Plantation. The PEU is currently in the process of developing battery energy storage systems (BESS) for the four (priority projects to ensure grid interconnection. Planning and Development Department approvals for the Ilaro Court and State House Projects were received in December 2024. Preparations for site access at River Plantation commenced during the reporting period.

Work to execute the expansion of electric mobility in Barbados benefited from the procurement of an additional ten (10) electric buses for the Barbados Transport Board. At present the procurement process for ten (10) electric vehicles (EV) with EV charging stations for the Barbados Police Service is ongoing.

As part of the activities under *Component III*, Capacity Building and Institutional Strengthening, for 46 persons from the MEB, Fair Trading Commission, Government Electrical Engineering Department and Town and Country Development Planning Office completed training in Energy Efficiency Certification, Renewable Energy Certification and PVSyst Applications by September 2024.

At present Barbados lacks a comprehensive, cohesive strategy to encourage the wide-scale adoption and deployment of energy efficiency technologies and programs. In June 2024, the study to Develop a National Energy

Efficiency Policy and Strategic Action Plan for Barbados (NEPSAP) commenced. The study aims to accelerate efforts to integrate energy efficiency by promoting sustainable buildings, energy efficient appliances, tools and equipment, efficient building design, sustainable procurement practice, process efficiency and loss minimisation, financing instruments as well as promoting awareness of energy efficiency among the general public. During the reporting period, the Inception and Interim Report were approved. A stakeholder consultation workshop was held during this period.

Forty-five solar energy kits were purchased under the Programme and distributed to the Ministry of Educational, Technological and Vocational Training, to be used for training purposes at the primary, secondary and tertiary institutions in renewable energy technologies. Also, the Barbados Sustainable Energy Youth Forum 2024 under the theme: - Energizing the Youth – Let's Plug-in was held during November's Energy month targeting secondary school children from fourth to sixth forms.

The interventions prescribed under Components 1 and 2 of the Programme have necessitated that the Programme be environmentally and socially responsible in the removal and disposal of inefficient technologies. As such, an Environmental and Social Specialist was procured during the period 2022 to 2024, to help manage the process. The individual consultant was responsible for the successful preparation and implementation of all environmental, social, and health-related actions under the Programme. Particularly, for the implementation of the Environmental and Social Management Plan (ESMP) and the Comprehensive Waste Disposal Strategy (CWDS). This consultancy was completed by September 2024.

C. CREATIVE ECONOMY AND CULTURE

Culture and the cultural industries are pivotal in the transformation, strengthening, growth, and diversification of Barbados' economy, while also enhancing social cohesion. The cultural industries and heritage economy provide Barbados with a distinctive and robust competitive advantage in the global market.

In 2024, the Cultural Policy and Research Section continued the establishment of a framework for the cultural industries, creative economy, and heritage economy, which involved:

- The creation of a cultural industries database which contains quantitative information on the economic contribution of Barbados' cultural industries;
- The preparation of incentives for the film industry to stimulate the acceleration of Barbados' growing film industry;
- Inventorying and cataloguing Barbados' tangible and intangible cultural heritage to establish inventories and registers which would assist in promoting, safeguarding, persevering Barbados' heritage.
- Establishing a governance structure for disaster risk management and mitigation for the culture and heritage sectors, and
- Executing Barbados' cultural cooperation strategy with Africa and the Americas to secure access to external markets for sustainable trade in cultural goods, services and entertainment.

In 2024, the Cultural Policy and Research Section continued the project to map Barbados' cultural industries to assess their economic and social contributions. This project, which has received funding from the UNESCO International Fund for Cultural Diversity, is also expected to inform the revision of the national cultural policy. The project has five phases and phases two and three were completed in 2024. This phase consisted of collecting data from cultural practitioners and focus groups with stakeholders from across various sectors and conducting 10 focus groups with stakeholders in the cultural and heritage sectors.

Funding was also received from the International Trade Centre to conduct a cultural industries export competitiveness assessment. The goal of this assessment was to benchmark the Barbadian Cultural Industries Sector against its global competitors to identify areas of comparative advantage. The assessment focused on conducting a Value Chain Analysis for the Music, Fashion, Design, Visual Arts, and Film sectors, identifying priority products and services, linkages and strategic points to maximise value, and determining key target markets.

Additionally, the Cultural Policy and Research Section aimed to strengthen Barbados' creative economy by facilitating market access in Africa and the Americas through the enactment of workplans originating from the memoranda of understanding (MOU) signed in 2023. The MOUs promote the exchange of information and expertise in film, visual arts, fashion, genealogy, and cultural heritage, while also supporting tourism through promotion, marketing, and investment planning.

Barbadian creatives have benefited from these cultural cooperations through the National Cultural Foundation's (NCF) initiatives that resulted in Barbados' participation in: Paris Fashion Week, New York Fashion Coterie, The Las Negras Song Writing Camp and the Dak'Art Biennale in Senegal. The Bloom Barbados Fashion Project was also initiated at the national level through the NCF, which serves as a platform for fostering creativity and collaboration, thereby generating commercial opportunities.

BARBADOS NATIONAL REGISTER OF HISTORIC PLACES

During the period under review, the Barbados National Register of Historic Places continued to document buildings, sites, objects, and structures of cultural and historical significance. The Register comprises current and historical photos, videos, historical information, geospatial data, locations, description of the buildings and sites, maps and oral histories. The Register is hosted on the Arches Data Management Software.





NATIONAL INTANGIBLE CULTURAL HERITAGE

The Barbados National Inventory of Intangible Cultural Heritage serves as a comprehensive catalogue of cultural elements reflective of the nation's social and economic evolution. It includes practices from diverse communities, including immigrant, indigenous, and minority groups. A key component of this initiative is the digitisation program led by the Reclaiming Our Atlantic Destiny (ROAD) project, which aims to provide an uncensored narrative of Barbados' history. This effort includes digitizing vital historical documents, such as transatlantic slave records and colonial archives, enhancing accessibility to important information. Given that Barbados possesses the second-largest collection of British transatlantic slave records, this initiative holds significant implications for both local and global historical contexts.

DISASTER RISK MANAGEMENT

In response to the climate crisis, Barbados has enacted disaster risk management strategies to safeguard its cultural heritage. The Cultural Policy and Research Section has trained policymakers, archivists, and conservators to develop emergency plans for heritage assets, essential for the heritage economy and national identity. This

initiative also includes training for security and emergency services on cultural asset preservation. Funded by the UNESCO 1954 Convention, the project "Strengthening and Protecting Barbados' Cultural Property" focuses on digitizing and conserving slavery records while developing contingency plans for historic records. The project aims to establish Barbados as a global Centre of Excellence for paper conservation in the Caribbean. The third and final phase of this initiative was in 2024, in the form of a regional training workshop titled: Safeguarding Historical Records in Times of Emergencies, March 25th to 27th, 2024. The training workshop's objectives included:

- Providing local and regional professionals with information about the UNESCO 1954 Convention for the Protection of Cultural Property in the Event of Armed Conflict (Hague Convention);
- Facilitating knowledge sharing about experiences dealing with disasters and recovery in the Caribbean's culture sector; and
- Building capacity both locally and regionally on approaches to risk management and preparation for natural hazards and security issues impacting cultural heritage.

D. MICRO, SMALL & MEDIUM ENTERPRISE SECTOR

Several Business Support Organisations provided opportunities to promote the continued development of the Micro, Small and Medium-sized Enterprise (MSME) Sector. Among these were the Enterprise Growth Fund Limited, the Youth Enterprise Scheme (YES), Barbados Youth Business Trust (BYBT), Barbados Trust Fund Limited (BTFL) and Fund Access.

The Small Business Development Unit of the Ministry of Energy and Business approved seven applications for approved small business status. In December, the Small Business Association (SBA) conducted four training events for 56 persons and registered twenty-three advising hours. The SBA also facilitated ten business starts, created twenty-four jobs, retained ten jobs and facilitated one business formalisation.

The Enterprise Growth Fund Limited disbursed seven loans in the amount of \$1,241,771.00.

The YES facilitated the commencement of eleven business, created eleven jobs, formalised six businesses, and conducted sixteen training events. This positively impacted approximately four hundred participants, while providing \$18,847.99 in Technical Assistance in areas such as business plans, equipment, signage and promotional labels.

BYBT started two businesses; created eight jobs and also retained eighty-five jobs. Additionally, the BYBT facilitated approximately \$30,000.00 in new financing, formalised thirty businesses, facilitated \$18,000.00 in exports, provided \$69,000.00 in Technical Assistance, trained 356 persons and conducted around 520 advising hours for its clients.

The BTFL disbursed 263 loans in the amount of \$1,588,777.93, started fifty new businesses, created three hundred and eight jobs and trained 275 persons in the area of Entrepreneurial Management. The BTFL also facilitated its third Cohort in its Manifest Manufacturing Incubator programme covering training modules such as Manufacturing Quality Essentials, Business Model Canvass, Costing and Pricing, and Marketing and Sales.





The Barbados Agency for Micro Enterprise Development Ltd. (Fund Access) approved loans totalling \$1,407,693.52 to twenty-five clients. Seven were new businesses and eighteen were expansions. They also approved two additional loans totalling \$56,821.04 and seven refinanced loans totalling \$443,440.09. A total of 43 job opportunities were created and Lines of Credit totalling \$253, 172.00 were advanced to nine clients during this period.

Table 50: Activity by Fund Access by Month During 2024

Month	No. Of Clients Approved	Additional Loans Approved	Refinanced Loans Approved	Total No. Of Loans Approved	Value of Loans Approved \$	Jobs Created
January	1	0	0	1	103,860.00	1
February	1	0	0	1	83,090.00	2
March	0	0	1	1	50,293.79	0
April	6	1	1	8	419,479.99	16
May	2	0	0	2	145,510.00	5
June	0	0	1	1	57,296.01	1
July	2	0	1	3	194,887.78	2
August	0	0	0	0	0	0
September	1	0	0	1	38,527.00	0
October	4	0	1	5	269,150.84	7
November	7	0	2	9	488,925.70	8
December	1	1	0	2	56,933.54	1
TOTAL	25	2	7	34	1,907,954.65	43

SOURCE: Fund Access.





Cooperatives

The Department continued its collaboration with agencies such as the Barbados Medicinal Cannabis Licensing Authority at their open house in January 2024, interacting with persons who were interested in using the co-operative business model to enter the medicinal cannabis industry as well as with BTFL, bringing various business clusters together and create awareness of the benefits of the co-operative business model. These clusters included wine and spirit, bath and beauty products as well as consumables. One business cluster transitioned into a co-operative, the Unified Trust Co-operative Society Limited and opened a store at the popular Hayman's market in St. Peter for its members to ply their trade.

The Department continued to monitor the operations of co-operatives by way of on-site and offsite examinations. Ongoing interaction with directors and members of supervisory committees and in some instances the general membership, assisted societies with resolving challenges and exploring opportunities to increase investment and other income. The use of online technology to conduct meetings other than annual or special general meetings has, in some instances, seen

increased participation as persons unable to attend face to face meetings were able to attend virtually.

The Department facilitated the establishment of a Director's Forum which comprised Directors of co-operatives from across the co-operative movement. The aim of such a forum is to produce more efficient co-operation between co-operatives that will advance the interest of the non-credit union co-operatives sector. The forum has seen increased collaboration and co-operation across the co-operative movement.

The hosting of the annual Co-operative Day celebrations and the quarterly Co-operative Fairs by the Department continued to expose the goods and services of a number of co-ops. The Department continued to encourage Co-operatives to utilise all the available platforms to promote their goods and services as well as to improve product quality, labelling and branding. Two small businesses, Old Duppy Foods Inc. of the Emerging Brands Co-op and Gratitude Enterprise of the Unified Trust Co-op continued to export their special brand of pepper sauces to the United Kingdom. These and other co-operatives continued to utilise the International Food and Science Centre of Export Barbados in Newton Christ Church to position themselves for mass production of their products in the domestic market or for export. The Barbados National Standards Institute (BNSI) remained another partner in providing guidance to co-operatives on the international standards required to bring their products to market.

Currently, there are 36 non-credit union co-operatives and 32 friendly societies with one non-credit union co-operative, The Business Development Society Co-operative Limited, registered in 2024. The assets of the non-credit union co-operative sector total approximately \$14 million dollars and membership of the non-credit union co-operative sector is approximately 1,500. More persons are expected to express an interest in getting a deeper understanding of the co-operative business model. Some of this interest is expected to be generated from the United Nations (UN) General Assembly declaring 2025 as the International Year of Co-operatives (IYC2025), which is to be celebrated under the theme "Co-operatives Build a Better World."



SPECIAL FEATURE - GEOPOLITICAL DISRUPTIONS

Section Four

SPECIAL FEATURE - GEOPOLITICAL DISRUPTIONS



Geopolitical Disruptions and their implications for the Sustained Development process of Small Open Economies

Geopolitical disruptions can significantly impede the sustained development of small economies in various ways. These disruptions may result in direct economic consequences, as well as longer-term effects on stability, growth, and overall progress. Such disruptions can harm small open economies in the following ways and cause associated problems to occur further compounding their ability to achieve sustained development and growth:

- **Trade Disruptions:** Small economies often rely heavily on international trade for growth. Geopolitical tensions, such as trade wars, sanctions, or blockades, can disrupt access to key markets or supply chains, leading to reduced exports, higher import costs, or the loss of critical goods and services. This can particularly affect small economies with limited domestic production capacity.
- **Foreign Investment Withdrawal:** Geopolitical instability can make a country a less attractive destination for Foreign Direct Investment (FDI). Investors are often risk-averse, and when a region faces political uncertainty, military conflict, or diplomatic tensions, investment may decrease or shift elsewhere. For small economies, which often depend on foreign capital for development, this loss of investment can stagnate growth and delay key infrastructure projects.

- **Debt and Financial Instability:** Geopolitical risks can affect the financial markets, particularly for small economies that may not have diversified financial sectors. Instability may lead to higher borrowing costs or difficulty accessing international financial markets. Small economies with high debt burdens may struggle to meet obligations if global markets react negatively to their geopolitical situation.
- **Loss of Tourism:** Tourism is a significant source of revenue for many small economies. Geopolitical tensions, such as conflicts, travel advisories, or instability in the region, can lead to a sharp decline in tourist arrivals. This loss of income can exacerbate economic challenges and hinder development.
- **Displacement and Migration:** Geopolitical conflicts often result in forced migration, both within and outside of a country's borders. Small economies may struggle to manage an influx of refugees or migrants, which can strain resources, public services, and social systems, undermining development goals.
- **Disrupted Supply Chains:** Geopolitical disruptions can lead to interruptions in the supply of essential raw materials, goods, and services. For small economies that rely on imports for basic commodities, this can lead to price increases, shortages, or difficulties in maintaining production levels.
- **Currency Depreciation and Inflation:** Geopolitical instability can lead to the depreciation of the local currency, especially if foreign investors pull out or if there is uncertainty about the country's political future. A falling currency can increase the cost of imports, drive inflation, and reduce the purchasing power of citizens, negatively affecting standards of living and economic growth.
- **Erosion of Social and Political Stability:** Geopolitical disruptions can lead to social unrest, political instability, or even conflict, which directly impacts the ability of the government to implement effective policies. Political instability discourages investment, disrupts governance, and may hinder long-term development plans.
- **Diversion of Resources to Defense and Security:** In times of geopolitical tensions or conflict, governments in small economies may redirect resources from development projects to defense and security measures. This reallocation can slow down critical

infrastructure investments, education, healthcare, and other growth-promoting activities.

- **Global Perception and Reputation:** Geopolitical instability can tarnish a small economy's international reputation. As global actors may view such nations as unstable, foreign investors and partners may seek to distance themselves, hindering the country's integration into the global economy and impeding growth.



Changes in Governance Administrations

Global governance administration changes can create disruptions in economic, military, and diplomatic policy strategies. Governance administrations around the world can pursue different types of approaches that will have fundamental effects on global alliances, trade relations, and security dynamics.

Changes in governance administrations can have a concomitant shift in foreign policy that can bring about a different stance on alliances, trade agreements, military engagements, economic realignments or diplomatic relations.

One of the biggest geopolitical issues today is the United States of America support for Ukraine. Substantial military and financial aid have been sent to Ukraine, and the strong coordination with NATO allies has countered Russian aggression.

Changes in trade policies, tariffs, and sanctions can impact global markets and supply chains, making it very difficult for SIDS with their small open economies that depend on the importation of almost all their food and input materials to their production processes, to allow their economies to grow and develop at a rate that is convenient, acceptable and sustainable.

Brexit was driven by a change in the United Kingdom (UK) governance priorities, and it disrupted European and global trade. When the U.S.A democratically changed Presidents in 2016 through elections, (from Mr. Obama to Mr. Trump) there were disruptions in the relations with the NATO countries, the Paris Climate Agreement and reduced global climate cooperation, and the Iran Nuclear Deal.

Governance administrations need to exhibit and practice a high level of moral prudence and fairness on matters that have additional strategic consequences that can threaten the ideal concept of true democracy.

Mass deportations, targeted expulsions, or stricter immigration enforcement signals geopolitical instability and often reflect underlying political, economic, or security tensions between states.

Geopolitical instability can occur as countries engage in *diplomatic conflicts* where countries sometimes deport foreign nationals in response to diplomatic disputes, such as the expulsion of diplomats or workers amid rising tensions (e.g., U.S.-Russia diplomatic expulsions). Refugee crises and forced removals because of *war, regime changes, or political crackdowns and political instability* often reflect broader instability (e.g., Rohingya deportations from Myanmar, Uyghur expulsions in some countries under Chinese pressure).

Governments may be forced to deport migrant workers to reduce domestic pressure or to shift blame onto foreign populations, (e.g. Gulf states deporting South Asian labourers during economic slowdowns) when economic downturns hit their economies creating *economic and social struggles*.

Additionally, you may have geopolitical disruptions occasionally occurring as part of the broader efforts of demographic engineering (e.g. the expulsion of Indians from Uganda under Idi Amin in 1972) and *ethnic and religious persecution* as geopolitical shifts often result in targeted deportations of ethnic or religious groups.

An assertion of the right to sovereignty where states use migration as a tool in territorial or demographic conflicts (e.g. Poland-Belarus border tensions over migrant flows) can be seen in *border disputes and sovereignty issues* as deportation when done on a large scale or in a politically charged context in a legal and administrative process often signals broader geopolitical disruptions.

In summary, geopolitical disruptions can create a cascade of negative effects on small economies, undermining their economic stability, investment opportunities, trade access, and sustained long-term development prospects. Hence, occurrences like the wars in Russia and Ukraine and Israel and Palestine and those on the African Continent are perfect indicators of the level of disruption, pain, and suffering that is experienced daily throughout the world.

Most global geopolitical disturbances are undesirable since they create a high degree of uncertainty, fear, anxiety and chaos that is unsustainable, and coupled with a tremendous amount of instability for small open economies.

The recent stop order from the USA Department of State (DOS) on January 24th, 2025, which suspended financing and expenditure to all DOS funded programmes and Contractors while the review process is ongoing over a 90-day period, is in itself a geopolitical disruption to the growth efforts and development objectives of Small Open Economies.

In most cases, these programmes and the use of the expert knowledge and skills of Contractors help to build capacity and resilience by the transfer of such critical human resources and expert knowledge skills.

Hence, these geopolitical disruptions and other naturally and artificially occurring disruptions are compounded by the global phenomena of the climate crisis which creates even greater difficulty for small open economies to fulfil their growth and development objectives effectively, already having to face the mountainous burden of financing their debt obligations.



SOCIAL SECTOR DEVELOPMENTS

Section Five

SOCIAL SECTOR DEVELOPMENTS

A. EDUCATION AND TRAINING

Approved expenditure for the Ministry of Education, Technological and Vocational Training (METVT) for the financial year 2024/2025 totalled \$654.4 million. This represents an increase of 11.4 percent when compared with \$587.4 million approved for the previous financial year and also represents 14.0 percent of the government's estimated total expenditure.

The Barbados Government's sustained investment in education continued to be demonstrated through increased allocations to Primary, Secondary and Tertiary Education. Primary Education's allocation was \$181.8 million, which represented an increase of 15.9 percent when compared with the previous year's allocation; while Secondary Education received \$177.8 million, an increase of 10.8 percent when compared with the previous year. Tertiary Education was allocated \$198.8 million, which represented an increase of 7.2 percent in comparison with the previous financial year. However, Nursery Education received \$61,498 for the fourth straight financial year.

A significant increase was recorded in the allocation to ESEP/School Digital Technologies Programme, from \$4.4 million in the financial year 2023/2024 to \$10.9 million in the financial year 2024/2025.

Table 51: Approved Education Expenditure 2020/2021 to 2024/2025

Programme	2020/2021	2021/2022	2022/2023	2023/2024	2024/2025
Central Administration	15,727,208	16,217,958	15,256,853	19,155,893	21,199,044
Teacher Training	4,979,458	5,527,864	6,065,841	5,412,975	6,099,229
Primary Education	143,577,328	143,014,320	159,705,158	156,827,090	181,773,369
Nursery Education	131,498	61,498	61,498	61,498	61,498
ESEP/School Digital Technologies Programme	9,375,597	2,707,276	6,843,893	4,435,233	10,948,748
Secondary Education	141,419,999	140,031,516	151,541,487	160,652,151	177,973,163
Tertiary Education	170,199,488	175,586,773	180,343,101	185,426,940	198,807,526
Special Services	31,460,599	27,861,375	29,842,601	34,882,945	35,989,186
Occupational Training	18,533,434	18,951,685	19,888,585	20,596,841	21,617,835
Total	535,404,609	533,283,665	569,549,017	587,451,566	654,469,598

SOURCE: Ministry of Education, Technological and Vocational Training.

Examinations

Caribbean Secondary Education Certificate (CSEC)

For June 2024, 4,987 students, consisting of 2,312 males and 2,675 females, were registered for CSEC examinations. Of this total, 89.0 percent achieved at least one (1) pass. This represented an insignificant change when compared with overall pass rates for at least (1) subject in 2021, recorded at 88.0 percent of students; with 2022, at 84.0 percent of students; and with 2023, recorded at 91.0 percent of students.

53.0 percent of students who sat examinations during June 2024 passed five (5) or more subjects. This was an improvement when compared with 52.0 percent of students in 2021; 46.0 percent of students in 2022 and 51.0 percent of students of 2023.

With respect to pass rates for June 2024, approximately 70.0 percent of students gained grades I, II or III.

Due to student absence, 649 examinations were not administered. This represented a decrease when compared with 979 in 2021; 1,503 in 2022 and 794 in 2023. Meanwhile, no deferrals were requested in 2024, when compared with 1,054 in 2021; forty-six (46) in 2022; and twenty-nine (29) in 2023.

Caribbean Advanced Proficiency Certificate (CAPE)

For June 2024, 1,105 candidates, consisting of 456 males and 649 females, were registered for CAPE examinations. This represented a decline when compared with a total of 1,439 candidates in 2021; 1,330 candidates in 2022; and 1,198 in 2023.

A pass rate of 96.0 percent was recorded for Unit 1, while Unit 2 recorded a pass rate of 94.0 percent. 99.9 percent of students received at least one (1) pass.

Barbados National Student Council

In 2024, the Barbados National Student Council (BNSC) conducted a series of weekly online workshops, focused on advocacy, leadership and policy development. These initiatives equipped student leaders with essential skills for effective participation in governance and civic engagement, contributing to a more informed citizenry capable of positively influencing economic and social policies.

The BNSC also engaged in various activities during the year, including participating in the Young Women Leaders' Summit, and in the Battle of the Bots Competition as volunteers.

In addition, the BNSC received the Hope Award at the National Youth Awards 2024, which would have highlighted its significant contributions to youth development and advocacy, and enhanced its credibility and potential for attracting further resources and support.

School Meals Department

In 2024, the School Meals Department continued to play a pivotal role in enhancing child nutrition by providing high-quality meals to students across the island.

During the year, the Department collaborated with the National Nutrition Centre to ensure compliance with and alignment of meals with the National Schools Nutrition Policy. This included the standardising of thirty-five (35) recipes and the provision of training for staff on food safety and equipment management.

During the five (5) week Summer Nutrition Programme, approximately 5,500 meals were provided daily to children at over sixty (60) camp locations across the island. This initiative not only ensured that children received healthy meals, but also allowed for the implementation of updated recipes and the collection of feedback from participants, enhancing the overall quality of the service.

Student Support Services

In 2024, the Student Support Services Unit (SSU) played a pivotal role in enhancing the educational landscape by adopting a multifaceted approach that emphasises collaboration, parental involvement, and tailored support for individual student needs. This approach effectively addressed the challenges faced by students, creating an environment conducive to both academic and social growth. Key initiatives included the creation of behavioural plans, classroom observations, clinical assessments, and extensive parental outreach through meetings and

workshops. Additionally, the SSU provided comprehensive clinical support services, offering counselling across both primary and secondary schools to address critical issues such as anger management and bullying prevention.

Curriculum and Assessment

During the year, the Curriculum Section continued to be instrumental in improving educational quality and engagement across both primary and secondary schools. Key achievements include classroom monitoring and support, where curriculum officers have worked closely with educators to ensure engaging instruction. Additionally, initiatives like the Future Forward Schools Innovation Challenge have encouraged students to apply 21st-century skills through Project-Based Learning (PBL), addressing real-world problems. Collaborative competitions with entities such as the Barbados Police Service and Barbados Postal Service have further enriched the educational experience.

The emphasis on assessment preparation has ensured that English and Mathematics assessments align with educational standards. The Summer School 2024 initiatives have been particularly noteworthy, with training in Reading Intervention and Mathematics, and the integration of PBL elements into the curriculum. Approximately sixty-seven (67) students participated in the "My Learning, My Future: This Is Me" programme, which aimed to enhance student competencies in Reading and Mathematics. Moreover, the implementation of digital literacy across all institutions reflects a commitment to equipping students with essential skills for the future.



Change Management Unit

During the year, the Change Management Unit undertook several initiatives related to the education transformation agenda. As part of this work, a Memorandum of Understanding (MOU) was signed during May 2024 between Erdiston Teachers' Training College and the Teachers College of Columbia University. The aim of this MOU is to develop training courses that enhance educational capacity across Barbados, focusing on bolstering leadership capabilities and improving teacher efficacy.

Other initiatives undertaken through the Change Management Unit included the hosting of the Education Month Public Lecture during October 2024, which focused on education reform; and the commencement of construction of the Oceana Hub educational facility, which is expected to be completed in the first quarter of 2025.

Samuel Jackman Prescod Institute of Technology (SJPI)

The SJPI undertook several major activities and programmes during 2024 aimed at enhancing educational quality and student engagement, as well as to promote community engagement and professional development within the educational sector and beyond.

Activities that took place during the year included the organising of sessions for Human Ecology students with industry professionals; and the conduct of an Open Week in the Human Ecology Division, which showcased various disciplines such as Garment Technology; Home Economics; Catering; Hairdressing; Beauty Therapy; Massage Therapy and Nursing Auxiliary.

During the year, the SJPI revised certification options for Hairdressing, Massage Therapy and Beauty Therapy courses, in order to align these with current industry standards. Additionally, the SJPI developed syllabi in partnership with various agencies for courses, including for Bartending; Jewellery Making; Garment Construction; Fashion Design 1 and 2; Caring for the Older Adult in the Community; Pottery and Ceramics; and Leathercraft.

The SJPI conducted promotional visits and career showcases at various schools throughout the year, in order to raise awareness about vocational training opportunities available at the institution. Also, the SJPI collaborated with external entities through visits and Memoranda of Understanding (MOUs) with other institutions, such as the Saba Comprehensive School, and the Nova Scotia Community College.

Technical and Vocational Education and Training (TVET) Council

As part of the TVET Council's work during the year, a Technical Degree in Game Art and Animation was launched, in collaboration with the Barbados Community College (BCC). In addition, over 500 persons were awarded National and Caribbean Vocational Qualifications. The Council also participated in international competitions during the year. These activities contributed not only to enhancing workforce development but also to the country's economic growth by aligning training with emerging industry needs and fostering a culture of innovation and excellence.

Barbados Construction Gateway Training Initiative (BCGTI)

The BCGTI, which is conducted across the Barbados Community College (BCC), the Barbados Vocational Training Board (BVTB), and the SJPI, aims to equip participants with the essential knowledge, skills, attitudes and citizenship awareness necessary for competent work in diverse construction trades.

At the end of 2024, 1,056 individuals had been enrolled across the first four (4) cohorts, while 691 persons had successfully completed training. The fifth cohort of the BCGTI commenced during July 2024, consisting of 416 trainees enrolled across twenty-eight (28) classes and fifteen (15) trade areas.

Barbados Community College (BCC)

During 2024, the BCC secured full registration with the Barbados Accreditation Council (BAC) for the period 2024-2027, underscoring its commitment to maintaining high educational standards and enhancing its recognition both locally and internationally.

In addition, the BCC embarked on a partnership with Delaware State University, which allows Barbadian students to earn Bachelor's degrees in fields such as Agriculture; Mathematics; Biological Sciences; and Chemistry. This partnership not only expands academic opportunities but also promotes global connections.

Eight (8) former BCC students were awarded national scholarships and exhibitions during the year.

Barbados Accreditation Council (BAC)

In 2024, the BAC successfully registered four (4) new tertiary educational institutions, which would have contributed to the expansion of Barbados' educational landscape

and the provision of more opportunities for students. Additionally, the BAC issued 232 Certificates of Recognition for CARICOM Skills Qualifications and verified forty-nine (49) Certificates of Recognition for qualifications issued by other CARICOM member states. The BAC also evaluated eighteen (18) foreign qualifications.

During the year, the BAC signed Memoranda of Understanding (MOUs) with two (2) international agencies – the Independent Agency for Accreditation and Rating (IAAR) of Kazakhstan; and the Accreditation Commission on Colleges of Medicine (ACCM) of Ireland (two (2) MOUs).

Barbados Institute of Management and Productivity

The Barbados Institute of Management and Productivity (BIMAP) continued to offer a number of certificate courses, diplomas, seminars and short courses during 2024. A total of 1,774 students were enrolled in 2024. This was 339 persons more than the previous year's total enrolment of 1,435 persons. The overall student enrolment for 2024 consisted of 33.0 per cent males and 67.0 per cent females.

For 2024, BIMAP offered one hundred (100) 45-hour certificate courses, an increase when compared with eighty (80) courses delivered in 2023. Twenty (20) seminars and short courses were conducted in 2024, an increase when compared to twelve (12) seminars and short courses conducted during the previous year.

In addition, there was an increase in new students enrolling in the International Technology Professional Certification (ACCA) programmes; the Certificate in Management Studies programme; and the Professional Development Programme. A decline was recorded in the number of new students enrolling in the Diploma in Management Studies programme, and the Bachelor of Business Administration programme. No new enrolment was recorded in the Youth

Empowerment Programme or the partnership with the Barbados Youth Advanced Corps (BYAC) during 2024.

B. YOUTH, SPORTS AND COMMUNITY EMPOWERMENT

Youth Entrepreneurship Scheme

Promotion of Youth Businesses

As part of its national advertising and promotional venture with the Caribbean Broadcasting Corporation (CBC), the Youth Entrepreneurship Scheme (YES) facilitated the featuring of thirty-five (35) businesses within the Business Report segment of the CBC Evening News on Wednesday nights during January to December 2024.

Also, the YES promoted the social legitimacy of entrepreneurs by highlighting the entrepreneurial successes of nine (9) young male entrepreneurs through the YES! Magazine. Five (5) articles contributed by males in various fields of business were highlighted in the magazine during the year.

Entrepreneurial Development Training

During 2024, the YES facilitated two (2) cohorts of its Entrepreneurial Development Training Programme. The first cohort ran from June to September 2024, while the second cohort commenced in October 2024 and is scheduled to conclude in February 2025. Fifty-five (55) persons took part in these two (2) cohorts.

In addition, YES delivered training focused on Entrepreneurship and Business Management to a wide cross-section of young people in communities, schools and educational institutions during the year, as outlined in the following table.



Table 52: Entrepreneurship and Business Management Training Delivered by YES 2024

Type of Training	Number of trainings	Number of participants
Market Ready Workshop	1	23
Business Lab Refresher	2	12
Sensitisation Workshops (in collaboration with King's Trust International and the Barbados Police Service)	8	128
Technical/Vocational Training Session (with Erdiston Teachers Training College)	1	11
Entrepreneurship Sensitisation Workshop (I AM Conference)	1	60
Entrepreneurship Sensitisation Workshop (Hilda Skeene Primary and All Saints Primary Schools)	2	90
Entrepreneurship Sensitisation Workshop (Samuel Jackman Prescod Institute of Technology)	1	20

SOURCE: Youth Entrepreneurship Scheme.

Business Creation

In 2024, the YES assisted in the creation of eleven (11) new businesses, assisted in the expansion of three (3) existing businesses and assisted in the formalisation of six (6) businesses. Additionally, the YES generated ten (10) new jobs during the review period.

Business Counselling

During the year, the YES provided business counselling interventions – which provided guidance on the state of the various industries and the start-up phase of business – to 112 new and existing clients. In addition, the YES delivered 218 follow-up business interventions to clients in order to facilitate product development, operational enhancement, internal structural development, and general product and service diversification.

Technical Assistance

The YES provided technical assistance to six (6) businesses during the year, valued at approximately \$18,847.99.

In addition, the YES provided technical assistance to fifteen (15) businesses, valued at \$25,000.00, to assist with participation in Girlfriends Expo 2024; and technical assistance to ten (10) businesses, valued at \$6,476.08, to assist in participation in AgroFest 2024.

Accounting Services

During 2024, the YES provided specialised Accounting Services for ten (10) clients, valued at \$60,000.00, in order to enhance their timeliness, accuracy and financial position.

Enterprise Expo

The YES provided the opportunity for twenty-three (23) micro businesses to promote and sell their products and services at the Enterprise Expo 2024, valued at \$17,088.00.

State of the Industry Public Lecture

During the year, the YES hosted the inaugural State of the Industry Public Lecture, entitled “Entrepreneurship Unleashed: A Catalyst for Economic and Social Development



in the Caribbean". This lecture was delivered by a Jamaican researcher, lecturer and entrepreneurship expert. \$22,261.35 was allocated to cover the costs of this.

Youth Development Programme

Community Projects

During the period, thirty-three (33) community projects were designed and implemented in various communities across Barbados. These projects focused on the goals to empower the community; train community leaders; entrepreneurship and employment creation; creating healthy lifestyles; sports development; and cultural activities.

Cultural Training Programme

During the period, 358 young individuals were trained in various Cultural Arts activities, which included drumming; stilt walking; dance; drama; penny whistle; and voice training. This training helped to foster a sense of community spirit and cohesion; and show cultural pride by providing participants opportunities to participate in various cultural shows and competitions.

HIV/AIDS Life Sessions

During the year, psycho-educational and sensitisation training sessions were conducted with 4,088 young people, with the goal of arming them with life skills. This initiative not only imparts knowledge to young people, but also seeks to help them cultivate a positive mind-set and contribute to their holistic development.

Leadership Training for Youth Leaders

During the year, sixty-six (66) young leaders were trained in the fundamentals of group management and group dynamics. This training was conducted to assist in building the capacity and strengthening the leadership of youth and community organisations.

Next Step Training Initiative

The Next Step Training Initiative continued to provide second chance opportunities for disenfranchised youth across Barbados. During 2024, 382 students benefitted from vocational training under this initiative at various tertiary institutions.

This initiative collaborated during 2024 with the Barbados Prison Service and the Government Industrial School to deliver programmes which assisted with the rehabilitation and social reintegration of inmates.

Barbados National Youth Parliament

During the review period, 135 young people benefitted from training and participation in the Barbados National Youth Parliament. This training assisted in the development of a cohort of articulate and passionate proponents for increased political activity by the youth, and in the facilitation of greater awareness by the youth of national issues.

Block Transformation Unit

As part of the work of this Unit, "Project Dawn" was developed, with the aim of providing opportunities for unattached youth to acquire technical and vocational training.

The Block Committee visited over 177 blocks, where needs assessments were conducted on 2,500 young people.

During the period, "Project Dawn" partnered with the Barbados Community College; Samuel Jackman Prescod Institute of Technology; the Barbados Vocational Training Board; and other third sector agencies, in order to provide training for 557 individuals in various trades.

In addition, youth from various blocks were provided with tools and equipment to help them in becoming self-sufficient. Fifty-one (51) businesses were established in the areas of small farming; landscaping; cosmetology; and car valet.

Mentorship Programme

This programme was introduced to promote resilience among youth, especially at-risk children and adolescents, through providing ongoing guidance, support and opportunities for personal growth and development.

During the review period, twenty-seven (27) mentors worked with twenty-five (25) mentees under the programme.

"Moving On" Project

This project assisted children during the challenging period of transition from primary to secondary school by addressing issues and difficulties that students experience, in order to ensure a seamless journey into the secondary school environment.

Under this project, 1,241 children benefitted from psycho-social and psycho-educational interventions.

Barbados Youth Advance Corps

Since the start of the Barbados Youth Advance Corps (BYAC), seven (7) cohorts of young people have enrolled in the two-year developmental training programme. A summary of the participants by cohort is shown in the following table.

Table 53: Barbados Youth Advance Corps participants by Cohort 2019-2024

	Date Commenced	No. of Males	No. of Females	Total
Cohort 1	September 2019	118	74	192
Cohort 2	November 2019	108	56	164
Cohort 3	September 2020	90	36	126
Cohort 4	October 2021	70	37	107
Cohort 5	September 2022	122	61	183
Cohort 6	August 2023	111	47	158
Cohort 7	October 2024	85	65	150
		704	376	1,080

SOURCE: Barbados Youth Advance Corps, Ministry of Youth, Sports and Community Empowerment.

During 2024, the BYAC supported young people from Cohorts 3 to 7 in its two-year developmental training programme.

The Cohort 7 intake of trainees, consisting of eighty-five (85) males and sixty-five (65) females, commenced the BYAC programme with a ten-week pre-residential phase, which started during October 2024 and concluded during December 2024.

In November 2024, 136 trainees from the Cohort 5 intake, consisting of eighty-nine (89) males and forty-seven (47)

females, successfully completed the two-year programme and graduated from the BYAC.

Education and Training

During the reporting period, eighty-nine (89) trainees, consisting of sixty-five (65) males and twenty-four (24) females, were enrolled in various technical and vocational training programmes through the following institutions and programmes: National Transformation Initiative (NTI); Samuel Jackman Prescod Institute of Technology (SJPI); the Barbados Community College (BCC); the Barbados

Institute of Management and Productivity (BIMAP); the Barbados Vocational Training Board (BVTB); the Next Steps Training Initiative; Barbados Construction Gateway Training Initiative; and Project Dawn.

The BYAC entered sixty-three (63) trainees, consisting of thirty-seven (37) males and twenty-six (26) females, were entered for Caribbean Secondary Examination Council (CSEC) examinations, during 2024. Overall, thirty-eight (38) trainees, representing sixty (60) percent of trainees, gained passes. This consisted of twenty-three (23) males, representing sixty-two (62) percent of trainees entered; and fifteen (15) females, representing fifty-eight (58) percent of trainees entered.

The BYAC entered fifty-two (52) trainees, consisting of forty-three (43) males and nine (9) females, for City and Guilds examinations in English and Mathematics during 2024. Overall, forty-nine (49) trainees, representing ninety-four (94) percent of trainees, gained passes. This consisted of forty (40) males, representing ninety-three (93) percent of trainees, while all nine (9) females gained passes.

A total of 152 trainees received training in Financial Literacy, facilitated by the Barbados Cooperative and Credit Union League Limited. In addition, the Cohort 6 trainees who would have participated in the 2024 pre-technical and vocational training programme were exposed to additional training facilitated by the National Financial Literacy Programme offered through the Ministry of Energy and Business.

During the review period, 138 trainees, consisting of ninety-three (93) males and forty-five (45) females, participated in Life Skills Training offered by the Barbados Coast Guard. The training was conducted in the following areas: Basic Knots; Safety of Life at Sea; Nautical Terminology; Boat Handling; First Aid; Fire Fighting; Damage Control; and Swim Assessment.

Work Experience

The BYAC Work Experience Programme for trainees in the Cohort 5 intake was facilitated in 2024. During the year, sixty-nine (69) trainees, comprising of thirty-eight (38) males and thirty-one (31) females, were placed at public, private and third sector agencies.

During the reporting period, 246 trainees from Cohorts 3 to 6, comprising of 137 males and 109 females, were actively employed in various areas of both the public and private sector, including construction; hospitality; security; administration and retail.

Additionally, four (4) female trainees participated in the Montrose Holdings Easter and Summer Internship Programmes, which were conducted in partnership with three (3) hotels, during the year.

Twenty-two (22) trainees, consisting of fourteen (14) males and eight (8) females, enrolled in the Startwise Job Accelerator Programme, which commenced in January 2024. Six (6) of the trainees received certification – five (5) at the Bronze level and one (1) at the Silver level.

Achieve Programme

During the year, 341 trainees from Cohort 5 and 6 intakes were exposed to personal development training in the Teamwork Module of the Achieve Programme offered through the King's Trust International.

Partnership with the Barbados Police Service Band

During April 2024, fourteen (14) trainees, comprising of eleven (11) males and three (3) females, participated in a two-week training programme in the use of various musical instruments, facilitated by the Barbados Police Service Band.

This partnership enhanced the musical education of the trainees, facilitated community engagement, and also provided a possible platform for young people to enter the Barbados Police Service.

Participation in Voluntary Service Exercises

During 2024, the BYAC trainees participated in various voluntary service exercises, including the Royal Commonwealth Society Christmas Tree Project; National Youth Week Events; the National Summer Camp Programme; Exercise Tradewinds; and the Future Centre Trust Clean Up Barbados programme.

Recruitment to National Security Services

In 2024, twenty (20) trainees were recruited to Barbados' National Security Services. Eighteen (18) BYAC trainees, consisting of fourteen (14) males and four (4) females, were recruited to the Barbados Defence Force (BDF); while one (1) male trainee was recruited to the Barbados Police Service and one (1) male trainee was recruited to the Barbados Prison Service.

Community Independence Celebrations Secretariat

The Community Independence Celebrations Secretariat continued to encourage community participation through the Parish Independence Committees and the undertaking of various activities throughout the year.

Parish Independence Committees

During 2024, training was provided to 110 persons from the Parish Independence Committees and to sixty-six (66) persons who served on the sub-committees. This training not only assisted in creating a cadre of community practitioners in each parish but also equipped participants with the necessary skills to undertake their work within the parishes.

Parish Ambassadors Programme

In 2024, twenty-two (22) young people participated in the Parish Ambassadors Programme and received training in various areas, including Conflict Resolution, Team Building, Protocol, Etiquette, Financial Planning, Deportment, and Effective Communication. In addition, eleven (11) persons were trained as Attendants, in order to mentor and guide the Parish Ambassadors.

Community Service Days

During July and August 2024, the Secretariat, in partnership with the Parish Independence Committees, Parish Ambassadors and Attendants, conducted Community Service Days. The parish teams worked with service groups, the private sector, the public sector, and volunteers to undertake various activities, including the clean-up and de-bushing of selected areas; beautification of community parks and schools; restoration of historical sites; and aided the vulnerable and less fortunate in the communities.

This exercise also served as an assessment for the Parish Ambassadors and Attendants in relation to their participation and teamwork.

Unearthing of Talent

During April to July 2024, the Parish Independence Committees undertook activities to select the best five (5) acts that would represent each parish on the Spirit of the Nation Parish Talent Semi-Finals that took place in August 2024. Two (2) acts from each parish would have performed at the Spirit of the Nation Parish Talent Finals in October 2024. The winners in each category in the Finals performed at the Spirit of the Nation Show that took place in November 2024.

Approximately fifty-five (55) acts, a combination of individuals and groups, participated in the activities and were provided with training and mentors to assist in their development.

Additionally, the Secretariat discovered new designers within the parishes and showcased their talent in costume and formal wear during the Spirit of the Nation Show in November 2024.

A total of \$11,200.00 was allocated for prize monies for 2024.

Lighting Ceremony

The Lighting Ceremony, one of the major events facilitated by the Secretariat annually, took place on November 1, 2024. It took place at Independence Square, Bridgetown, due to ongoing construction at Heroes Square.

2024's Ceremony focused on the youth, given the celebrations of the Commonwealth Year of the Youth, and paid tribute to Shirley Chisholm, in the centenary of her birth. Sagicor Life Inc. provided \$25,000.00 in sponsorship towards this event.

Parish Month and November Activities

The Secretariat and the Parish Independence Committees collaborated to host a T20 cricket match during the parish months, as part of community outreach efforts and also to foster community spirit. In addition, the Parish Independence Committees would have organised activities, in collaboration with community groups and organisations, during their assigned months, in order to highlight the uniqueness of each parish and to celebrate each parish's achievements, history and talents.

In addition, the Secretariat provided technical support valued at \$5,500.00 to each Parish Independence Committee to facilitate the hosting of events organised by schools, church groups, sports groups and community groups during November 2024.

Community Development Department

The Community Arts Programme

Since the Community Arts Programme was first implemented in 2000, approximately 2,200 persons have been trained in various art forms, including Drawing and Illustration; Computer Graphics; Airbrushing; and Animation. This programme has assisted many individuals in pursuing academic and vocational careers, and includes

as part of its successes the employment of five (5) past students as tutors in various areas.

For the period under review, Industrial Arts was introduced as a new area. This area consists of courses in Technical Drawing, Basic Body Work and General Woodwork, and all courses were based on the CSEC syllabus.

In 2024, 100 students accessed training in the following courses under the programme: Auto Painting and Basic Bodywork, Air Brushing, Painting and Colour Theory, Advanced Illustration, General Woodworking, Technical Drawing and Basic Drawing and Illustration.

Centre Management Committees

To support the daily operations of the Community Centres, the Ministry of Youth, Sports and Community Empowerment established Centre Management Committees. These committees are responsible for providing recommendations on the management, use and maintenance of centres, as well as supervision of the extended opening hours of community centres.

A pilot phase of these Committees was implemented at the Drax Hall Resource Centre, St. George; Greens Resource Centre, St. George; St. Elizabeth Resource Centre, St. Joseph; and the



Rices Resource Centre, St. Philip. The review of the pilot phase highlighted challenges that impacted the functioning of the committees and allowed for these challenges to be addressed. As a result, there are plans to establish twenty-seven (27) additional Centre Management Committees next year.

Community Impact Programme

This programme aims to promote income generation and entrepreneurship and also to assist in poverty reduction and eradication.

For the period under review, 678 persons received training in the following courses: Care of the Elderly; Electrical Installation; Massage Therapy; Hair Braiding; Voice Training; First Aid and CPR; Container Gardening; Dress Making (Beginners); Soap Making (Advanced); Reading Programme; Floral Arrangement and Wreath Making; Pottery (Beginners); Computer Awareness for Children; Wig Making; Recycled Craft; Jewellery Making; Basketry; Eye Lash Extension; Make Up Application; Nail Technology/Make-up Artistry; Electrical Installation and Maintenance; Basic Electrical Installation Assistant; Everyone is A.B.L.E.: Computer Basic and Graphic Design for Persons with Disabilities; and Mixology.

Spreading Joy at Christmas Initiative

This initiative has as its main objectives to extend love, joy and peace, especially to less fortunate children; to portray the true meaning of Christmas; to promote self-worth and a sense of belonging; and to foster a greater sense of unity within families, resulting in increased cohesion in communities.

During 2024, various areas in St. Philip; Christ Church; St. Thomas; St. Andrew; St. John; St. James and St. Michael were visited. Approximately 3,205 children benefitted from this initiative.

Community Engagement and Educational Programme

This programme, launched in August 2024, aims to engage, educate and train community members on how to access and utilise several financial and regulatory services on the island.

Twelve (12) sessions were conducted, with a focus on educating Barbadians on the services offered by the National Insurance and Social Security Service (NISSS); the Barbados Revenue Authority (BRA) and institutions in the Financial Services Sector. Approximately 155 individuals attended the sessions.



National Sports Council

Facilities

The National Sports Council (NSC) facilitated the Mini Stadium Project during the year at thirteen (13) locations throughout Barbados. At the end of the 2024, work was completed at the majority of locations, including the purchase of small and large bleachers to facilitate seating; and the erection of fencing at the playing fields.

The NSC resurfaced hardcourts at two (2) facilities during the year, which provided opportunities for the playing of hardcourt games, including road tennis, basketball, volleyball and netball; as well as the facilitation of competitions. The NSC also procured lights and light poles, and these were installed and tested at twenty-six (26) locations during the year. This allowed for sporting activities at various community locations to be held at night.

During the year, the NSC fully restored the lights at the Wildey Gymnasium. This allowed for persons to continue using the facility on evenings for exercise and recreation.

The NSC installed outdoor gyms at four (4) locations across Barbados during the year. This resulted in training and exercising opportunities across communities for all ages.

Training Programmes

During the year, the NSC conducted the Swim for Life programme, which trained 987 swimmers between the ages of six (6) and sixteen (16) years old. In addition, the NSC conducted the Mature (Elderly) Swim Programme during March to April 2024, training 347 persons, and also during November 2024, training 500 persons.

The NSC also conducted a sports camp during July to August 2024, training 1,808 campers at ten (10) venues across the island.

The After School Community Programme commenced in October 2024. It consists of coaching in eight (8) primary schools (including private schools) in ten (10) sporting disciplines. To date, over 100 young athletes and fifteen (15) Physical Education teachers have been impacted through this programme.

C. POPULATION

The resident population continued its downward trend observed since 2012, declining by 0.5 percent from the previous year to an estimated 263.9 thousand persons in 2024. The current population is now four percent less than the total residents in 2020, a clear signal that effective immigration and population policies are of paramount importance to safeguard the sustainable development of the Barbadian economy.

In tandem with the decrease in the resident population, the birth rate decreased from 8.4 per thousand in 2023 to 6.2 per thousand in 2024, highlighting the need for public administration to curb the outlook of potential labour shortages. There was a total of 1,421 live births recorded in 2024, representing a decrease of 36.2 percent from the 2,229 live births registered in 2023.

Despite the country registering low fertility rates and negative population growth, the death rate managed to decrease by 31.1 percent, moving from 3,360 deaths in 2023 to 2,315 deaths in 2024, indicating that the country is between stage 3 and 4 of the demographic transition, where the birth rates along with death rates decline, leading to slower population growth



Table 54: Population Indicators 2000-2024

Year	Registered Births	Registered Deaths	Mid - Year Population ('000 persons)
2000	3,762	2,444	268.8
2001	4,052	2,408	269.8
2002	3,828	2,300	270.7
2003	3,768	2,281	271.6
2004	3,481	2,432	272.4
2005	3,511	2,169	272.9
2006	3,415	2,296	273.4
2007	3,536	2,209	274.2
2008	3,546	2,477	274.8
2009	3,548	2,390	275.3
2010	3,443	2,307	277.8
2011	3,110	2,299	278
2012	3,175	2,332	278.3
2013	3,023	2,471	278.5
2014	2,936	2,590	278.4
2015	2,877	2,570	278.1
2016	2,546	2,584	277.7
2017	2,573	2,627	276.9
2018	2,415	2,534	276.3
2019	2,591	2,644	275.7
2020	2,357R	2,714R	
2021	2,212R	2,954R	273.8R
2022	2,156R	3,338R	268.0R
2023	2,229R	3,360R	266.4R
2024	1,421P	2,315P	264.3P

SOURCE: Barbados Statistical Service.

Please note that the 2024 Registered Births and Registered Deaths only reflect up to Q3 of 2024, as the requisite December records have not been received.



D. HEALTH

Health Budget

The Ministry of Health and Wellness was allocated \$317.1 million for the financial year 2024/2025. This represented a decline of \$34.5 million or 9.8 percent when compared with the previous financial year, which had an allocation of \$351.6 million.

The majority of funds continued to be allocated to the programmes of Hospital Services, Primary Health Care Services and Care of the Elderly. However, all three (3) of these programmes recorded declines in their allocations when compared with the previous financial year, with the area of Hospital Services recording a significant decline of 20.3 percent. On the other hand, the Pharmaceutical Programme and the Care of the Disabled Programme both recorded increases of 12.8 percent when compared with the previous financial year.

Table 55: Health Expenditure by Programme 2021/22 to 2024/25

Programme	2021/2022	2022/2023	2023/2024	2024/2025
Direction and Policy Formulation Services	15,715,936	21,847,731	31,931,546	34,112,147
Primary Health Care Services	44,916,433	54,743,173	61,524,384	59,064,852
Hospital Services	146,898,162	164,276,268	183,092,011	145,850,816
Care of the Disabled	3,332,635	3,432,650	1,536,184	1,732,647
Pharmaceutical Programme	22,972,862	24,210,852	25,308,704	28,548,331
Care of the Elderly	33,542,981	38,787,414	37,504,301	37,459,909
HIV/AIDS Prevention and Control Project	6,621,843	5,917,519	5,828,640	5,595,425
Covid-19 Prevention and Control	0	26,343,082	0	0
Environmental Health Services	3,634,369	3,794,963	4,889,483	4,785,774
Total	277,635,221	343,353,652	351,615,253	317,149,901

SOURCE: Ministry of Health and Wellness.

Barbados Drug Service

During 2024, the Barbados Drug Service implemented a new pharmacy dispensing and inventory system in the fourteen (14) pharmacies under its purview, as well as the pharmacy at Dodds Prison. This new system is centralised, allowing for a patient's medical records to be accessible by healthcare professionals at all of these locations. Consequently, a patient can have their prescription filled at one location and have their refills prepared at another location. In addition, the new system allows physicians to write their prescriptions electronically.

A change in the pricing structure for prescriptions filled by Private Participating Pharmacies, who are reimbursed by the Barbados Drug Service for this work, took effect from April 2024.

During the year, a bill to establish the Barbados Drug Regulatory Authority was drafted, in conjunction with Barbados Pharmaceutical Inc. The Authority will be responsible for the regulation of ethical and herbal medicines, medical devices and medicated cosmetics, pharmacies and establishments for the manufacture and storage of pharmaceuticals and poisons. After the bill has been approved by the Ministry, stakeholder consultations will be conducted.

Albert Cecil Graham Development Centre

During the year, the Centre continued to carry out a range of activities focused on providing comprehensive services to children with various developmental needs. The Centre continued to assess clients diagnosed with developmental delays, autism spectrum disorders, attention deficit hyperactivity disorder, intellectual or learning challenges, specific learning disabilities, communication disorders, and congenital syndromes. Furthermore, the Centre emphasised early detection, stimulation, and intervention, offering physiotherapy, occupational and speech therapy, psychological and audiological evaluations. These therapeutic programmes were provided both individually and in group settings. Additionally, individual counselling and referrals to other agencies were facilitated through the Social Work Department.

The Centre also continued to provide stimulation facilities through the Day Care, Education and Workshop units. Each of these units catered to fifteen (15) children, while services provided included functional academics, daily living skills and skills training. The Centre also operated a wheelchair workshop for customised seating and repairs, and hosted the Healthy Hearing Programme, which involved cochlear implant surgeries and follow-up care. Additionally,

the Centre served as a teaching facility for students from various educational institutions.

To address the challenge of a significant waiting list for speech therapy, the Variety Club, in partnership with Scotiabank, sponsored a Rehabilitation Therapy Technician, who offered speech therapy to clients three (3) days a week for nine (9) months during 2024.

Additionally, the SHAW Centre for Paediatric Excellence donated testing material for Psychology, Speech and Occupational Therapy, and a wheelchair scale for the Medical Unit, to the Centre during the year.

Best-Dos Santos Public Health Labor

During 2024, the Best-Dos Santos Public Health Laboratory commissioned several pieces of equipment which enhanced the Laboratory's testing ability - the VITEK 2; VITEK MS Prime; GeneXpert-XVI; and the Roche Genmark Eplex. The VITEK 2 is used to provide rapid and accurate results for bacterial identification and antibiotic susceptibility testing, which assists in combatting anti-microbial resilience (AMR). The VITEK MS Prime enables the Laboratory to identify bacteria from various samples, such as those for Non-tuberculous mycobacteria infections, and also provides access to two (2) databases, including one which can identify samples from environmental sources, including mould. The GeneXpert-XVI is used to perform tests that can assist in the diagnosis and management of various infectious diseases, such as norovirus. The Roche Genmark Eplex instrument simultaneously tests for twenty-one (21) respiratory viruses and three (3) bacterial targets.

As part of the Ministry's efforts to improve the screening and detection of colorectal cancer, the Laboratory implemented FIT during October 2024. The FIT is a simple, non-invasive screening test for colorectal cancer and can detect the presence of hidden blood in stool.

During April 2024, the Pan-American Health Organization/ World Health Organization (PAHO/WHO) officially recognised the Laboratory as a National Influenza Centre (NIC) and a member of the WHO Global Influenza Surveillance and Response System (GISRS).

Primary Healthcare Programme

Polyclinics

During the year under review, the polyclinics continued to offer services, including general practice; reproductive health; child health; wound care; women's health; podiatry; physiotherapy; dental health; community mental health

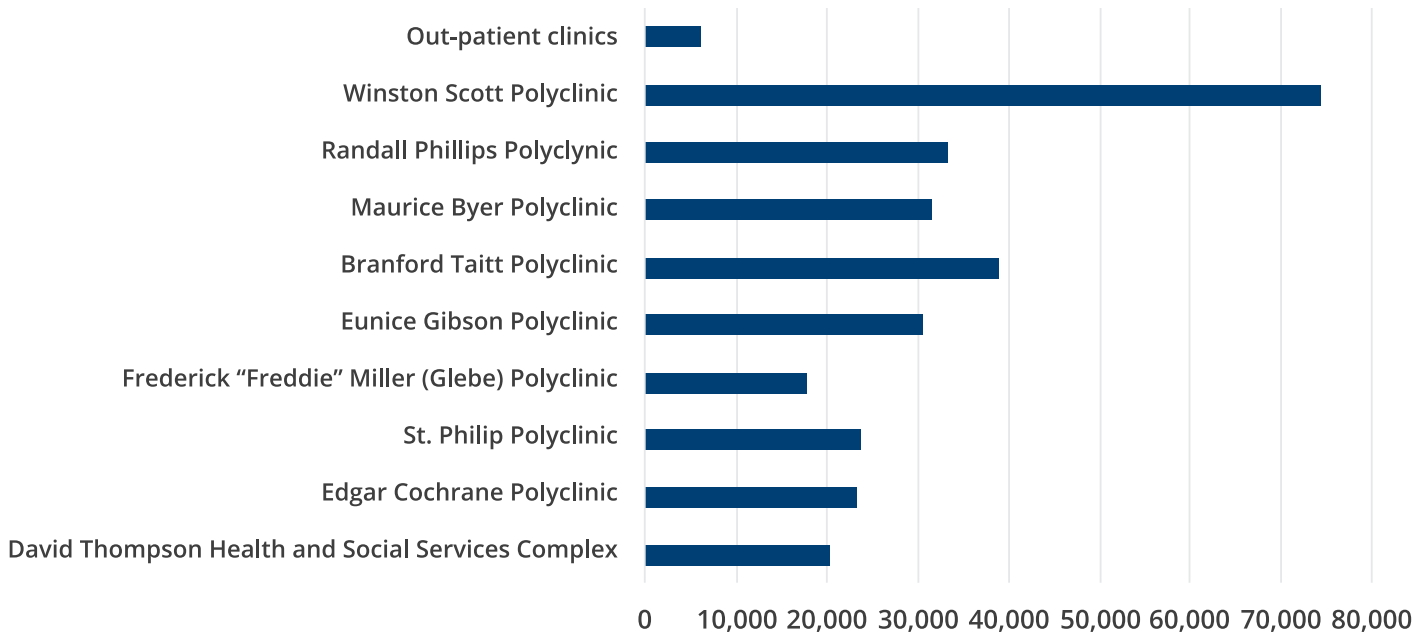
and nutrition counselling. A total of 502,021 encounters for polyclinic services (excluding pharmacy visits) were recorded.

A total of 300,004 patient visits were recorded at the island’s nine (9) polyclinics and two (2) outpatient clinics in 2024. The majority of patient encounters took place at the Winston Scott Polyclinic, the Branford Tait Polyclinic and the Randall Phillips Polyclinic.

Expanded Programme on Immunisation

The Ministry continued to offer immunisations against vaccine-preventable diseases to both children and adults during the year. No confirmed cases of measles, mumps, rubella, polio, tetanus or pertussis were recorded during the year.

Figure 19: Patient Visits by Clinic for 2024



SOURCE: Ministry of Health and Wellness.

The Winston Scott Polyclinic continued to be the only polyclinic offering Extended Hours services. During 2024, this polyclinic had 36,280 patient encounters under this service. These patients accounted for approximately 49.0 percent of the total patient visits at this polyclinic during the year.

During 2024, the School Eye Clinic Service was expanded from the Winston Scott Polyclinic to include the Branford Tait Polyclinic, the Eunice Gibson Polyclinic and the Randall Phillips Polyclinics. This initiative targets children between the ages of three (3) and five (5) years, prior to school entry; and the ages of ten (10) and twelve (12) years, when children are transitioning to secondary school, and is one of the Ministry’s initiatives focusing on screening and early detection for health interventions.

In 2024, vaccine coverage for both Polio and for Penta3 (diphtheria, tetanus, pertussis, hepatitis B, haemophilus influenza type B) was recorded at 97.0 percent. This surpassed the 95.0 percent coverage target for immunisations. However, for MMR1 and MMR2 (measles, mumps and rubella), vaccine coverage for 2024 was recorded at 88.0 percent and 76.0 percent respectively, which was below the 95.0 percent coverage target.

Coverage for the first dose of the Human Papillomavirus (HPV) vaccine was recorded at 47.0 percent in 2024, similar to the coverage rate in 2022 and 2023.

To improve access to vaccinations, the Ministry decided during the year to increase home visits to reach families who had not vaccinated their children, as well as visits to

local day nurseries and schools in order to engage parents and caregivers. Clinics were also opened on Saturdays. These activities resulted in an increase in home visits from 2,976 in 2023 to 6,935 in 2024, and an increase in immunisations from 8,692 in 2023 to 8,858 in 2024.

Mobile Services

During the year, the Ministry launched an innovative mobile clinic designed to improve access to vital healthcare services at no cost, particularly focusing on essential health screenings. The mobile clinic delivers a wide range of essential screening services aimed at the early detection and prevention of various health issues within the community. One of its primary offerings is testing for sexually transmitted diseases (STDs), a crucial service that identifies infections that may go unnoticed and could escalate into serious complications if left untreated.

In addition to STD screenings, the clinic provides vital screenings for breast and prostate cancer. These tests are instrumental in facilitating early diagnosis and treatment, significantly enhancing the chances of positive patient outcomes. Recognizing the increasing prevalence of chronic conditions, the clinic also addresses non-communicable diseases (NCDs) and plays an important role in the community's fight against these health challenges.

By bringing these vital health services directly into local neighbourhoods and businesses, the clinic makes healthcare more accessible. Individuals can receive timely health checks and critical education on disease prevention. Moreover, the clinic actively promotes healthier lifestyle choices, cultivating an environment of awareness and proactive health management among community members. This holistic approach not only empowers individuals but also fosters a collective commitment to maintaining overall health and well-being within the population.

Health Promotion

During the year, the Health Promotion Unit's activities focused on the areas of Community Outreach and Mental Health.

Community Outreach

The Unit collaborated with the Barbados Red Cross Society to host a Men's Health event during February 2024, in commemoration of World Cancer Day. This event's objectives were to encourage men to get tested for prostate cancer; and to address the health seeking behaviours of Barbadian men when compared with women. Over 200 men were tested for prostate cancer during the event, using both

the Prostate Specific Antigen (PSA) and Digital Rectal Examination testing methods. In addition, the event offered men the chance to be screened for NCDs and receive health education and grooming information.

The Unit partnered with the National Task Force on Wellness, the National NCD Commission and the Pan-American Health Organization (PAHO) to participate in Agrofest during February 2024. In addition, in celebration of World Health Day during April 2024, the Unit partnered with PAHO and other health-related non-governmental organisations (NGOs) to host a public health fair. Both of these initiatives offered activities to help reduce the risk of NCDs, including physical activity sessions; healthy food demonstrations and sampling; health screenings and education; and knowledge testing.

The Unit also collaborated with the National Taskforce on Wellness and the Ministry of People Empowerment and Elder Affairs to host a Sports and Health Fair, in preparation for the National Senior Games. The Unit facilitated health screenings, fitness sessions and the presence of healthy food vendors, while the Taskforce facilitated activities to promote the awareness of emotional, intellectual and spiritual wellness.

The Health Promotion Unit represented Barbados on the Regional Health Communicators Network and contributed to the Regional Risk Communication Plan for the T20 Cricket World Cup that took place during June 2024. The Unit also created various promotional materials related to public health issues for display across the island, as well as online, around the time of the event.

Mental Health

During the year, the Unit partnered with the Health and Wellness Team of the Psychiatric Hospital on the production and dissemination of the "Check My Bias" initiative, part of the Psychiatric Hospital's anti-stigma campaign. The Unit's role was to facilitate the recording of public service announcements for the various media categories for this initiative.

Additionally, the Unit created messages for dissemination throughout the year, via the various media categories, in relation to Lifeline Barbados, a mental health hotline run by the Ministry which was formally launched during April 2024.

Nutrition Programme

Community Nutrition

The National Nutrition Centre (NNC) continued to provide community nutrition services across the island, either through individual counselling and group education within the polyclinic setting, or through professional support to organisations and community groups.

During 2024, a total of 2,232 individuals benefitted from the NNC's services provided within the polyclinic setting. In addition, the NNC's staff participated in over 100 outreach and capacity-building activities during the year, including nutrition presentations, provision of technical support for health fairs, and other health-related initiatives.

Technical Support

During the period under review, the NNC provided technical support to the District Hospitals; Barbados Prison Service; the Government Industrial Schools; the Barbados Youth Advance Corps; the School Meals Department; and the Salvation Army. This support was primarily provided in the area of Food Service.

In addition, the NNC provided technical support for policy and legislative-related initiatives during the year, including the legislation for the elimination of industrially produced trans-fatty acids; sugar-sweetened beverage taxation; front-of-package labelling; the development of a national nutrition policy; and the Barbados STOP Obesity Acceleration Roadmap.

Non-Communicable Diseases

During the period under review, the Non-Communicable Diseases (NCDs) Department continued to combine public health campaigns, clinical interventions, research and community engagement, in its efforts to improve health outcomes.

During the year, the NCDs Department introduced quarterly Get Fit Fridays, featuring health screenings, cultural cardio sessions and wellness activities. In addition, during September 2024, which was observed as Wellness Month, the Department ran two (2) campaigns - #KnowYourNumbers and National Sneaker Day. Seventy-one (71) organisations, nine (9) schools and thirty-two (32) individuals participated in the National Sneaker Day activity.

The Department, in collaboration with the Health Promotion Unit and PAHO, launched The Creative Play Initiative at three (3) primary schools during 2024. This initiative was

designed to combat childhood obesity through increased physical activity and consisted of innovative playground designs.

An inaugural NGO Forum on NCDs took place during the year and brought together diverse stakeholders to address the growing burden of non-communicable diseases in Barbados through community-driven initiatives and partnerships.

During the period, the Department completed the HEARTS-D protocol, which is scheduled to be implemented in primary care facilities in 2025. This protocol aligns with WHO guidelines for diabetes management and can be integrated with the HEARTS cardiovascular health package. Additionally, the department engaged with the Health Economics Unit at UWI St. Augustine to update the NCD Investment Case for Barbados, conducting stakeholder consultations with key institutions in November and December 2024.

In October 2024, the Department launched the Barbados Colon Cancer Screening Pilot Programme at two (2) polyclinics. A total of fifty-seven (57) FIT samples, with an 8.8 percent positivity rate, have been processed to date.

Nursing

To address the ongoing nursing shortage, the Ministry of Health and Wellness, through a bilateral agreement between the Government of Barbados and the Republic of Ghana, was able to recruit seventy-three (73) nurses from Ghana during the review period. These healthcare professionals possess specialised training in various fields, including public health, psychiatric nursing, community health, and community mental health. Their integration into the healthcare system not only enhances the existing workforce, but is also anticipated to bolster the domestic supply of nursing staff over the next two (2) years.

During 2024, the Barbados Community College (BCC), with support from the Ministry, relaunched a comprehensive eighteen-month programme in Midwifery. In addition, in October 2024, the Ministry of Health and Wellness, in collaboration with the University of Chamberlain, commenced a programme to train Nurse Practitioners. This programme, a new initiative, is expected to impact the future of nursing in Barbados by increasing expertise in the assessment, diagnosis and treatment of clients. Persons who complete this programme would then not only be able to deliver critical care interventions, but would also be able to assist in the ongoing efforts to manage NCDs.

Mental Health Services

During the year, the Ministry of Health and Wellness, in collaboration with the Ministry of Education, Technological and Vocational Training and PAHO, organised a School Mental Health Literacy session for principals from primary, secondary and private schools, as well as Education Officers. A total of sixty-two (62) principals and Education Officers were trained, as part of a total of 172 individuals who benefitted from training in this area. Based on feedback, it was recommended that this training should be expanded to include teachers, so that they can provide additional support to their colleagues from the Ministry of Education, Technological and Vocational Training.

Psychiatric Hospital

In December 2024, the Psychiatric Hospital completed a Standard Operating Procedures and Operational Guide for Community Mental Health Services. Two (2) programmes

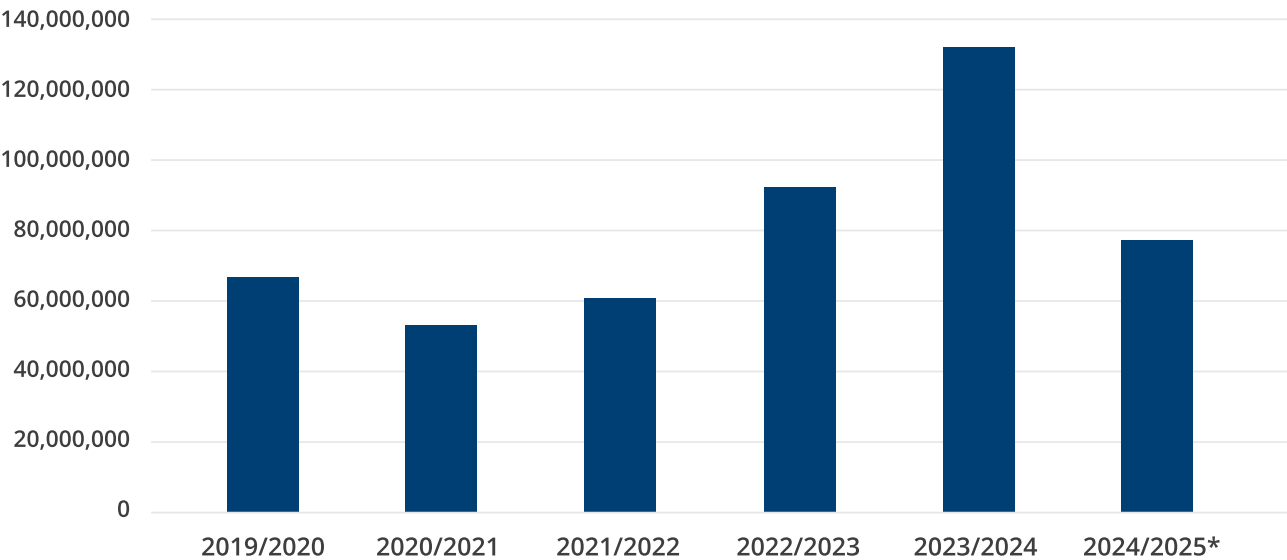
in the areas of Suicide Prevention and Workplace Mental Health Wellness were developed and are set for full roll-out next year.

Renovations to the A-Security Unit were completed, with the Unit reopening in December 2024. The Sheltered Workshop was retooled during the year, with support from the Legacy Foundation and the Lions Club of Barbados. In addition, the Hospital's gym was refurbished and reopened during the year.

Queen Elizabeth Hospital

The Queen Elizabeth Hospital (QEH) received \$127,109,668.00 from the Health Service Contribution during the financial year 2023/2024. This represented a significant increase of 45.1 percent when compared with the previous financial year. At the end of December 2024, the QEH had received a total of \$72,807,077.00 from the Health Services Contribution.

Figure 20: Health Service Contribution Receipts FY 2019/20 to FY2024/25



SOURCE: Ministry of Health and Wellness.
Note: Information for financial year 2024/2025 covers the period April to December 2024.

During the year, the QEH implemented an updated Governance Framework and Balanced Scorecard Performance Framework. A draft Strategy for the QEH for the period 2025-2028 was also completed. In addition, the QEH expanded the Medication Delivery Service by leveraging external advertising through various media platforms, to reduce the demand for onsite pharmacy services. Also, the Hospital strengthened its community outreach by transitioning its PULSE Newsletter into a live radio and podcast show during 2024.

Nursing Services

During the year, the QEH supported the relaunched Midwifery programme, offered through the BCC, via the assignment of a Nursing Officer as tutor for the programme. In addition, midwives from the Hospital will serve as lecturers and clinical preceptors for the programme, and non-practicing midwives will be integrated into the programme to provide support. Currently, seven (7) QEH student midwives are enrolled in the programme.

The paediatric nursing programme secured three (3) years of sponsorship from the SickKids Initiative and the SHAW Centre for Paediatric Excellence. The partnership with SickKids Initiative has helped to improve healthcare quality, safety, research and skills in paediatric nursing. To date, four (4) nurses have completed training in Paediatric Haematology, and several have graduated with a Diploma in Paediatric Nursing (through a partnership with the UWI and the SickKids Initiative). In addition, research projects have been submitted, with one (1) project published in the SickKids Journal and another project presented at a research forum. During the period under review, an inter-professional delegation from the QEH visited SickKids in Canada for an observership. As a result of this partnership, efforts have commenced to establish the Hospital as a Centre for Paediatric Excellence. In addition, a high-level team will visit Barbados in 2025 to review the programme and to explore continued sponsorship and collaboration.

Clinical and Diagnostic Services

During the year, the Central Sterilisation Supplies Department was able to improve instrument processing efficiency, enhance sterility assurance compliance and advance patient safety by reducing surgical site infections by fifteen (15) percent.

For the period under review, the Rehabilitation Department achieved significant progress in education, strategic collaborations, infrastructure development and patient care through several activities, including the hosting of a Stroke Forum, launching a YouTube channel, progress in clearing a long-standing backlog of prosthetic/orthotic referrals, and partnering with key charitable organisations for orthopaedic care.



As part of its work during the year, the QEH's Laboratory Department retained its accreditation with the Jamaica National Agency for Accreditation (JANAAC); and enhanced diagnostic capabilities through the acquisition of new equipment, including automated microbiology systems, clinical chemistry analysers for renal and cardiac testing, a Biofire analyser for rapid organism identification, a phase contrast microscope and a backup coagulation analyser.

HIV/STI Programme

A Volunteer Programme, to support the community outreach activities of the HIV/STI Programme, was created during the year. This was followed by the recruitment and training of twenty (20) Community Health Resource Volunteers. Their activities will consist of community engagement, including through the sharing of educational messages and materials relating to STIs, condom distribution, and providing support during HIV counselling and testing events.

HIV Care and Treatment Services

During the period under review, the Ladymeade Reference Unit (LRU) clinic continued to deliver HIV care and treatment services. The LRU functioned as the main site for provision of these services, while a process of shared care is utilised to facilitate additional access points for clients at other locations across the country.

At the end of December 2024, a total of 2,907 persons, consisting of 1,179 females and 1,728 males, had registered for care at the LRU. Of this total, ninety-two (92) persons, consisting of thirty-three (33) females and fifty-nine (59) males were newly registered during the year.

HIV Self-Testing

HIV self-testing is a process in which a person collects their own specimen (oral fluid or blood) using a simple rapid HIV test and then performs the test and interprets the result. A reactive HIV self-test requires confirmation via a repeat test through a provider, as per the existing national testing algorithm.

During 2024, the distribution of HIV self-test kits to peers and partner institutions was expanded to include a total of five (5) locations across the island - two (2) polyclinics, two (2) NGO partner organisations and the LRU clinic. The offer of self-tests to clients for assisted or unassisted use also consisted at these locations.

STI Programme

During the year, screening and clinical services related to sexually transmitted infections (STIs) continued at the speciality STI clinic, which is located at the Winston Scott Polyclinic. A total of 1,621 persons, consisting of 946 females and 675 males, attended the STI clinic in 2024. This represented an increase of 14.0 percent when compared with 1,422 persons who attended the STI clinic in 2023.

Protocols for the prevention, diagnosis and treatment of STIs were updated in 2024. This was followed by a series of twelve (12) sensitisation sessions on the National Protocols, which took place between September and December 2024. A total of 242 persons, consisting of eighty-one (81) doctors, 151 nurses, three (3) pharmacists, and seven (7) counsellors, were sensitised.

Surveillance Programme

SARS-Cov-2 (COVID-19)

During 2024, cases of COVID-19 were sporadic, although mini surges were seen from time to time, especially among institutionalised persons. An estimated total of 1,040 confirmed cases of COVID-19 were recorded during the year. Up to December 2024, a cumulative total of 818,534 tests had been conducted, of which 111,586 cases of COVID-19 were laboratory confirmed cases. A cumulative total of 657 deaths due to COVID-19 was recorded.

Dengue Surveillance

Dengue fever is endemic in Barbados, which means that cases can occur throughout the year once conditions are favourable. Barbados experienced a dengue virus outbreak from October 2023 to April 2024, fuelled by the re-emergence of a previously known viral Serotype-Dengue virus type 2.

At December 15, 2024, a total of 3,756 suspected cases of dengue were recorded, an increase when compared with 2,286 suspected cases of dengue recorded in 2023. Of those suspected cases, a total of 1,144 were confirmed, with 1,053 of these cases occurring during the first three (3) months of the year during the dengue virus outbreak. This represented a significant increase when compared with a total of 591 confirmed cases in 2023.

Chikungunya Surveillance

This disease was introduced to Barbados in 2014. During 2024, thirteen (13) cases of chikungunya were diagnosed, representing an increase, given that no confirmed cases were recorded in 2023.

Zika Surveillance

At the end of 2024, there were no suspected or confirmed cases of Zika, including for Zika Congenital Syndrome.

Oropouche Virus Disease

The Oropouche virus, which was first recognised in Trinidad and Tobago in the 1950s, is transmitted by biting midges (sand-flies) as well as by some species of *Culex* mosquitoes. In November 2024, the first two (2) cases of this virus were laboratory confirmed and diagnosed in Barbados. No further positive cases have since been identified.

Leptospirosis Surveillance

During 2024, five (5) confirmed cases of leptospirosis were recorded. Four (4) of these cases occurred during September 2024, which is one of the traditional incidence periods for this disease during the year. This represented an increase when compared with 2023, when two (2) confirmed cases of leptospirosis were recorded, with no deaths attributed to the disease.

Gastroenteritis Surveillance

An outbreak of gastroenteritis was recorded from April to June 2024 in patients aged five (5) years and older. The predominant pathogens causing this illness during the review period were salmonella bacteria; norovirus; campylobacter bacteria; rotavirus; and parasitic infection.

Environmental Health Programme

Port Health

During the period under review, the Ministry implemented an electronic system to assist with Free Practique at the Grantley Adams International Airport. Free Practique refers to permission given to aircraft, ships and other vessels after arrival to embark, disembark, discharge, or load cargo or stores at ports of entry.

The electronic system, which commenced its use with large international flights, has helped to reduce the time necessary for the disembarkation of passengers and helped to shorten the turnaround time for aircraft. It has also improved Port Health operations at the airport. This new system will continue to be refined in order to resolve any emerging issues and to be able to apply it to all aircraft.

Swimming Pools Training

The Environmental Health Department (EHD) updated aspects of the swimming pools training manual, which was originally developed in 2013. The updates to the manual addressed issues including contemporary public health, hygiene and safety, and existing and emerging developments in Barbados. During 2024, this updated material was used to train hotel staff in safe swimming pool operations.

Legislation

Nine (9) cases were laid before the law courts for decisions related to public health hazards in the community. In five (5) of these cases, the offenders pleaded guilty and agreed to rectify the health violations; while in the other four (4) cases, the offenders were found guilty, fined and made to rectify the health violations.

To address the time-consuming nature of these court cases, the EHD worked with the Office of the Attorney General to undertake amendments to the Nuisances Regulation of the Health Services Act, to incorporate an administrative fee for violators. The proposed amendment was considered by the Joint Select Committee (Standing) of the Social Sector and the Environment of the Parliament during the year.

Food Control System Assessment

The Ministry of Health and Wellness, in partnership with the Ministry of Agriculture, Food and Nutritional Security, and the Department of Commerce and Consumer Affairs (DCCA), collaborated with the Food and Agriculture Organisation (FAO) to undertake an assessment of Barbados' Food Control System. This assessment commenced during May 2024 and is scheduled to end in February 2025. It is being undertaken using the FAO/WHO Food Control System Assessment Tool. As part of this work, the DCCA provided a comprehensive evaluation and examination of the entire system, from farm to fork.

E. LAW AND ORDER

The Barbados Police Service

In 2024, The Barbados Police Service (TBPS) remained the State's primary law enforcement and public safety organisation. Focused on implementing its core functions as described under the Police Act Chapter 167, TBPS designed certain strategic crime prevention and detection measures, road safety management, and community problem solving policing approaches that enabled citizen security to be

realised substantially during the year. Concomitantly, TBPS adapted to the emerging threats and crime patterns and integrated modern technologies as efficiency multipliers into its daily operations although facing an acute human resource shortage of over 250 officers.

At the end of the year, Barbados remained one of the safest countries in the region notwithstanding the general crime script which took into account the rising levels of violent firearm crimes. To this end, the strategies that were built out reinforced community engagement and robust visible policing with the view of reducing crime fear and anxieties.

There were 6,301 crime reports recorded which showed a slight increase of 71 reports when compared with the reported crime statistics of 2023 and represented a 1.1 percent increase. Major crimes⁵, however, decreased from 1,103 in 2023 to 1,095 in 2024 but there was a substantial increase of 29 in the murder category, most of which were intentionally committed. On the other hand, firearm enabled, and drug crimes grew by 20 percent and 12.6 percent respectively over the previous year but there was no major fall out in the national security architecture.

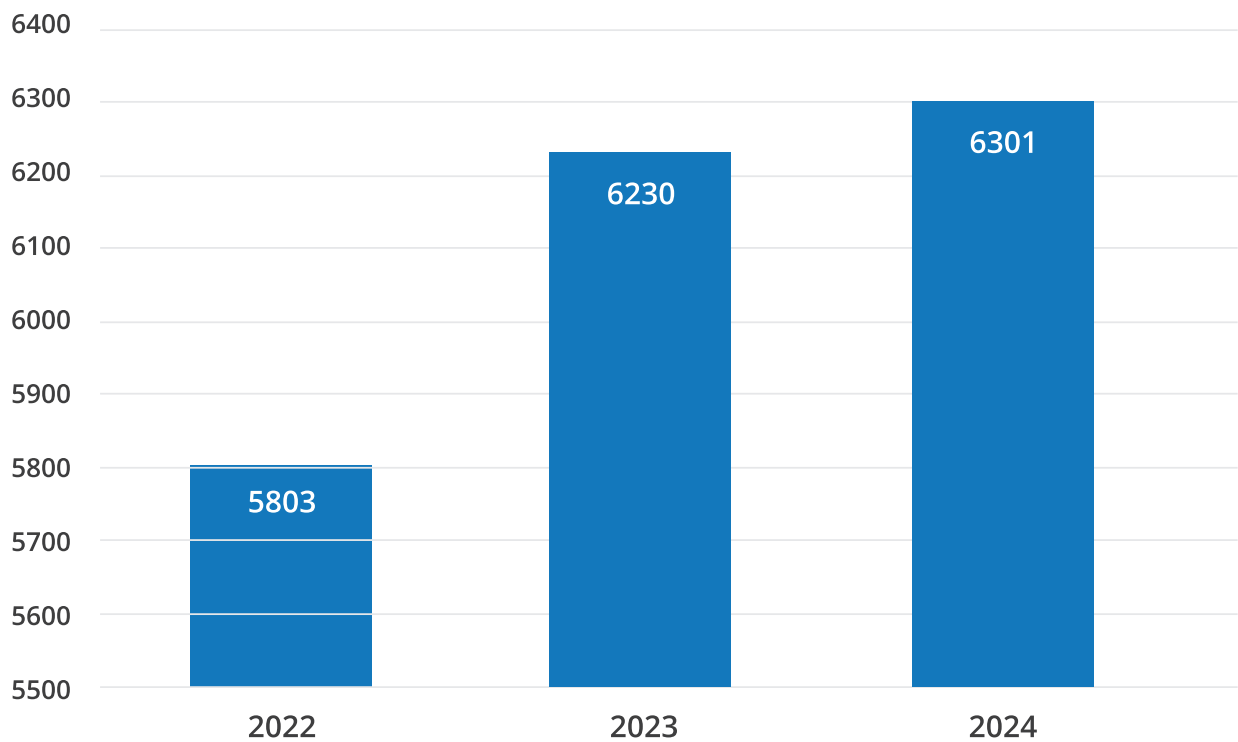
TBPS acknowledged that the main foreign exchange economic earner, the tourism industry, required special policing and hence devoted resources to ensuring that those visiting the island were safe and protected. It paid close attention to community tourism as well as the welcome stamp initiative. Crimes against visitors were at lowest and apart from mingling property crime in the industry, there was no fall out.

Special attention was also paid to the emerging cyber security apparatus. TBPS continued to invest and build capacity in this area to grow confidence in its ability to respond to cybercrimes. While there were reports of cyber-related crimes, the general learning was augmented with strong partnership building.

OVERVIEW OF STATISTICS ON CRIME FOR 2022-2024

In 2024, there were six thousand, three hundred and one (6,301) cases of crime reported, and this represented a 1.1 percent increase in crime over the 2023 period when six thousand, two hundred and thirty (6,230) cases were recorded.

Figure 21: Total Number of Crimes for 2022-2024



SOURCE: Barbados Police Force.

⁵ Major crime includes murders, endangering life, aggravated burglary, rape, serious bodily harm, burglaries and assault with the intent to rob.

As illustrated above, there was an incremental rise of crime over the three-year period 2022 to 2024.

Several factors may have contributed to this upward trend. Possible contributing factors to the rise in crime include inflation and the rising cost of living, financial instability, job layoffs, and increased unemployment rates.

Table 56: Major Categories of Criminal Offences from 2022-2024

MAJOR OFFENCE	2022	2023	2024
Murder	43	21	49
Manslaughter	0	0	1
Endangering Life	42	30	43
Robbery	123	170	151
Kidnapping	6	1	4
Aggravated Burglary	59	71	54
Assault With Intent to Rob	13	14	16
Rape	41	40	43
Serious Bodily Harm	140	146	133
Commercial Burglary	118	165	132
Residential Burglary	518	445	469
TOTAL	1,103	1,103	1,095

SOURCE: Barbados Police Force.

The table above shows the shifting trends in major crimes reported over the period 2022 to 2024. The total number of reported cases remained consistent at 1,103 in both 2022 and 2023. However, in 2024, the total number of cases decreased slightly to 1,095, representing a 0.7 percent decline compared to the previous year.

In comparing 2023 and 2024, there was a notable increase in specific categories of major crimes such as murder, endangering life with decreases in kidnapping and residential burglary. Conversely, there was a reduction in the number of robberies, aggravated burglaries, serious bodily harm, and commercial burglaries.



FIREARM ENABLED CRIMES

Table 57: Crimes Committed with the Use of Firearms 2022-2024

OFFENCE	2022	2023	2024
Murder	33	14	34
Robbery	54	69	62
Assault with Intent to Rob	5	3	4
Aggravated Burglary	32	37	31
Endangering Life	40	28	42
Other Crimes Committed With Use of Firearm	86	51	68
TOTAL	250	201	241

SOURCE: Barbados Police Force.

The table above presents data on crimes committed with the use of firearms over the period 2022 to 2024. A comparative analysis of 2022 and 2023 indicates a 19.6 percent decrease in firearm-related crimes, with reported cases declining from 250 in 2022 to 201 in 2023. This decline was particularly evident in categories such as murder, endangering life, and other firearm-related offences. However, in 2024, there was a notable resurgence in firearm-related crimes, with total cases increasing to 241, reflecting a 20 percent increase over the previous year. The most significant increases were observed in the murder category and other classified firearm-related offences.

DRUG RELATED ACTIVITY

The Barbados Police Service has continued its efforts to disrupt and dismantle the proliferation of illegal drugs within communities in Barbados. These initiatives have been strategically focused on addressing the issues related to drug trafficking, with the main objective of preventing the distribution of these illegal drugs within the neighbourhoods around the country. During the period 2022 to 2024, there was a fluctuation in drug related cases with one thousand two hundred and two (1,202) cases in 2022, one thousand and three (1,003) cases in 2023 and one thousand one hundred and twenty-nine (1,129) cases in 2024. There was a 16 percent decrease in drug cases between 2022 and 2023 whilst there was a 13 percent increase in drug cases between 2023 and 2024 with slight fluctuations in various drug related crimes.



Table 58: Comparison of Different Drug Offences and the Corresponding Reported Cases 2022 to 2024.

OFFENCE	2022	2023	2024
Possession of Cannabis	320	245	289
Cultivation of Cannabis	51	32	21
Importation of Cannabis	91	63	61
Exportation of Cannabis	0	0	0
Trafficking of Cannabis	309	238	284
Possession of Cannabis with Intent to Supply	298	226	268
Possession of Apparatus (Cannabis)	11	8	5
Other Cannabis Offences	11	16	29
Possession of Cocaine	33	47	55
Importation of Cocaine	4	2	0
Exportation of Cocaine	0	1	1
Trafficking of Cocaine	26	39	40
Possession of Cocaine with Intent to Supply	27	39	44
Possession of Apparatus (Cocaine)	16	31	16
Other Cocaine Offences	0	0	3
Possession of Methamphetamine/Ecstasy	4	12	10
Importation of Methamphetamine/Ecstasy	1	1	0
Trafficking of Methamphetamine/Ecstasy	0	1	0
Possession of Methamphetamine/Ecstasy with Intent to Supply	0	2	0
Other Drug Crimes	0	0	0
TOTAL CASES	1,202	1,003	1,129

SOURCE: Barbados Police Force.

The data in the table above indicates that cannabis remains the predominant illicit drug in Barbados, with offences related to its possession, trafficking, and intent to supply consistently accounting for a significant proportion of drug-related crimes.

Between 2022 and 2023, there was a notable reduction in cannabis-related offences, as well as a decline in methamphetamine/ecstasy-related cases. However, cocaine-related offences increased during the same period, particularly in categories such as possession with intent to supply.

In 2024, there was an increase in overall drug-related offences compared to 2023, with a total of 1,129 cases, reflecting a 12.6 percent rise. This increase was largely driven by a resurgence in cannabis-related offences, reaffirming its

continued prevalence as the most frequently trafficked and abused drug in Barbados. Cocaine-related offences also saw a further increase, warranting continued efforts to address drug trafficking and distribution networks.

CRIME PREVENTION INITIATIVES

The Barbados Police Service remains committed to fostering strong partnerships with its stakeholders and members of the community in order to enhance public safety and maintain national security. Outlined below are key initiatives employed by the Barbados Police Service to uphold public safety and strengthen collaborative efforts with community partners.

Anti-Burglary Initiative

The Barbados Police Service continued to employ its 'Anti-Burglary Initiative', a comprehensive strategy aimed at preventing instances of burglary, enhancing security methods and measures, and empowering residents and business owners to protect their properties. This initiative employs a combination of preventive, educational, and enforcement strategies to reduce burglary-related crimes.

The key components of the Anti-Burglary Initiative include:

- Civic Education Campaigns where residents and businesses were informed of the typical methods that culprits utilise during burglaries, informed of potential security risks in their residents and businesses, and also the preventive measures they could implement. There was also the dissemination of informational pamphlets, property marking and social media engagement which assisted in raising the necessary awareness to residents and business owners.
- Neighbourhood Watch Programs: This proved to be an effective community-based strategy used to engage with residents in communities. Efforts were made to implement or reactivate dormant Neighbourhood Watch Programs, encouraging residents to take an active role in crime prevention. This is a highly effective crime prevention strategy that plays a crucial role in reducing burglary incidents and enhancing community safety. By fostering collaborative efforts among residents, the program encourages individuals to remain vigilant and proactive in identifying and reporting suspicious activities within their neighbourhoods.
- Police Patrols and Visibility: Targeted police patrols were conducted in areas with a high prevalence of burglary incidents, fostering a greater sense of security for residents. Operation "Beach Land" was introduced to provide patrol coverage along boardwalks, beaches, and high-tourist areas, including St. Lawrence Gap, to ensure the safety of both locals and visitors.
- Monitoring Repeat Offenders: This initiative focused on tracking and monitoring individuals with prior burglary convictions, particularly those with a history of recidivism. It aimed to prevent repeat offences, deter criminal behaviour, and enhance community safety through proactive policing strategies.

Anti-Drug Strategies

The Barbados Police Service has continued its efforts to address drug-related crimes typically through the combination of education, community engagement, inter-agency collaboration and targeted operations. The overarching aim of this initiative is to reduce drug-related offences, promote public safety and address the underlying causes of drug abuse in partnership with relevant stakeholders.

To achieve these objectives, the following key strategies have been implemented:

- Drug enforcement operations in an effort to infiltrate drug trafficking organisations and disrupt individuals involved in drug activity. The Barbados Police Service utilised surveillance, informants, raids and the analysis and examination of criminal groups to dismantle drug networks.
- Interdiction and border control efforts were strengthened through inter-agency collaboration with the entities such as the Barbados Customs and Excise Department, Barbados Immigration Department, Barbados Port Inc., Joint Regional Command Centre (JRCC) and other international and regional enforcement agencies. By combining resources, intelligence, and expertise, these agencies work collectively to develop and implement targeted strategies aimed at intercepting drug shipments. This coordinated approach enhances national security, disrupts trafficking networks, and prevents the proliferation of illicit substances within Barbados and the wider region.
- Participation in public awareness forums, discussions, and community outreach programs to raise awareness about drug abuse, addiction, and the legal consequences of being involved in drug related activities. By fostering open dialogue and collaboration, residents are encouraged to report suspicious activities and play an active role in combating illegal drug operations within their communities. It also supports the broader objective of reducing drug-related crimes and their societal impact.
- Conducting preventative patrols in areas and neighbourhoods that have a history of drug related activities to maintain and ensure a noticeable presence to prevent criminal behaviour.
- The Barbados Police Service promotes restorative justice initiatives and rehabilitation programs for

individuals arrested for low-level drug offences, providing alternatives to incarceration that address the root causes of drug use. These initiatives include rehabilitation programs and targeted interventions, particularly for juveniles through the Juvenile Liaison Scheme, which focuses on early intervention and behavioural correction. By prioritizing treatment and support over punitive measures, these programs help to reduce recidivism, prevent further criminal involvement, and alleviate pressure on the prison system, ultimately fostering rehabilitation, reintegration, and community safety.

- Effective and continuous training for police officers in handling drug-related crimes, equipping them with the necessary skills to conduct comprehensive investigations and enhance prosecution outcomes. This training focuses on modern investigative techniques, evidence collection, legal frameworks, and intelligence gathering, enabling officers to effectively dismantle drug networks and present strong cases in court.

Anti-Gun Strategies

The Barbados Police Service employed an intelligence-driven approach to combat firearm-related crimes, organised crime, and emerging threats through proactive enforcement, investigations, and strategic partnerships to enhance public safety. These integrated strategies reinforced the Barbados Police Service's commitment to eradicating gun violence, dismantling criminal enterprises, and safeguarding national security.

- Targeted Operations and Criminal Network Disruption – There are targeted investigations to dismantle gangs, drug trafficking organisations, and organised crime groups, using covert operations and surveillance to disrupt illicit activities.
- Firearm Investigations and Forensic Capabilities - Firearm tracing, ballistic analysis, and forensic techniques to link weapons to crimes, strengthen prosecutions, and track supply chains are employed. Crime mapping, risk assessment, and predictive analytics are utilised to identify high-risk areas and crime trends.
- Community Engagement and Intelligence Gathering - Public trust and cooperation through community policing, neighbourhood watch programs, and outreach initiatives to gather intelligence, prevent crime is undertaken to promote firearm safety.

- Interagency and International Cooperation - There is the collaboration with local, regional, and international law enforcement agencies, including CARICOM IMPACS and INTERPOL with the view to share intelligence, coordinate cross-border operations, and combat transnational crimes.
- Continuous Training and Capability Development - Ongoing training and professional development in evidence collection, crime scene analysis, interviewing, and interrogation is in place to ensure that officers remained equipped with advanced investigative skills.

Trafficking in Person

The Barbados Police Service maintained a proactive stance in combating human trafficking, working both domestically and with regional partners to disrupt trafficking networks and protect victims. Efforts focused on monitoring and surveillance, particularly at ports of entry, transit routes, and known high-risk areas, to detect and prevent trafficking activities.

Investigative efforts included intelligence gathering on trafficking networks, routes, and individuals involved, enabling targeted enforcement actions. To enhance investigative effectiveness, officers received specialised training in victim identification, interview techniques, and legal frameworks to strengthen case prosecutions.

Additionally, the Service engaged in public awareness campaigns to educate citizens on the signs and consequences of human trafficking and encourage the reporting of suspicious activities. Through these combined strategies, the Barbados Police Service reinforced its commitment to combating trafficking in persons and safeguarding vulnerable individuals.

Community Engagement Initiatives

The Barbados Police Service, through Community Officers, created programmes and initiatives to enable safe and supportive communities whilst empowering residents.

- *School Liaison:* Collaboration with principals, teachers, guidance counsellors within primary and secondary schools to target at-risk youth and to resolve amicably any matters which arose within the schools. The following initiatives and programs were instituted:

- o *Case Conferences* – This initiative was conducted at The St. George Secondary School, Christ Church Foundation School and Deighton Griffith Secondary School.
- o *Road Safety Presentations* – Presented in a number of primary schools in response to concerns raised by school principals regarding students' awareness of road safety. These sessions aim to educate young children on the dangers of walking, running, and playing near roadways, emphasizing the importance of traffic awareness, pedestrian safety, and responsible behaviour.
- o *The Cross Over* – Presented to Class 4 students in preparation for their transition from primary to secondary on a number of subject areas such as Decision Making, Peer Pressure, Self Esteem Building and Age of Criminal Liability.
- o *Reading Day* – Presented to students at the St. Christopher Primary School where local stories are read that aligned with key learning chapters designed to stimulate interactive discussions. This initiative fosters literacy development, critical thinking, and student engagement, while also strengthening community relations between law enforcement and young learners.
- *Care of the Elderly* – Collaboration with various elderly care homes. This is where community officers engaged and entertained elderly care patients and also security audits were completed at a number of the homes. Visits were also conducted at the residences of elderly in various communities who lived alone.
- *Business Alert Program* – Established in collaboration with external stakeholders and business owners to enhance security awareness and crime prevention strategies within the commercial sector. As part of this initiative, business profiles were collected to better understand security vulnerabilities, and business owners were educated on effective safety measures for protecting their establishments and employees.

Through ongoing engagement and feedback from business owners, the program also led to the development of the "Property Owner's Guide – Handling Trespassing Situations", brochure designed to provide practical guidance on managing trespassing incidents. This resource was disseminated to business owners, equipping them with valuable strategies

to mitigate security threats and ensure a safer business environment.

Youth Outreach and Intervention

The Barbados Police Service remains committed to youth outreach and intervention programs designed to prevent youth involvement in firearm-related crimes and other delinquent activities. These initiatives focus on education, mentorship, and providing positive alternatives to violence.

- The King's Trust Program serves as a preventative intervention aimed at steering young individuals away from firearm-related crimes through structured mentorship, skills development, and educational opportunities.
- The Police Enrichment Time (PET) Program specifically targets at-risk youth in secondary schools, identified by teachers, guidance, counsellors, and principals as requiring behavioural support. Through a series of structured lectures and engagement sessions, the program seeks to instil positive values and decision-making skills. Currently, the PET Program is implemented exclusively at Graydon Sealy Secondary School, with the potential for future expansion to other educational institutions.

Crime Prevention through Environmental Design (CPTED)

Crime Prevention through Environmental Design (CPTED) has become a key component of modern policing strategies, particularly in urban planning and public safety initiatives. The Barbados Police Service, in collaboration with external agencies and government departments, continued to implement CPTED principles to create safer environments and deter criminal activity. A primary focus of this initiative was improving lighting and visibility, as poorly lit areas often served as hotspots for crime. By upgrading street lighting, the aim was to increase surveillance and security, reducing opportunities for unlawful activities. Additionally, natural surveillance was enhanced through the installation of security cameras in high-risk areas, which acted as both a deterrent and an investigative tool. The de-bushing of overgrown areas further reduced potential hiding spots for criminals, making public spaces safer. Another critical aspect of CPTED was ensuring accessibility, particularly for individuals with disabilities or mobility challenges, through the improvement of pedestrian walkways, ramps, and crossings. These combined efforts helped to foster a safer and more inclusive urban environment. The effectiveness of CPTED relied on continued stakeholder collaboration and community engagement, ensuring that public spaces remained secure, accessible, and strategically

designed to prevent crime while enhancing the overall safety and well-being of residents and visitors.

Traffic Management and Safety:

This initiative focused on reducing congestion, enhancing road safety, mitigating traffic collisions, and promoting pedestrian-friendly solutions. Through collaboration with key stakeholders the Barbados Police Service sought to effectively address traffic-related concerns within Bridgetown and its surrounding areas.

Public Space Management:

The Barbados Police Service engaged in continuous dialogue and collaboration with street vendors in Bridgetown to promote effective management and maintenance of public spaces, particularly in relation to health and sanitary practices. Various strategies were implemented to ensure that street vending remained a vital component of commercial diversity while simultaneously minimizing conflicts between pedestrians, motorists, and other public space users. These efforts aimed to foster a balanced, organised, and sustainable urban environment that supports both economic activity and public safety.

The Barbados Police Service remained resolute, proactive, and committed to delivering high-quality policing services by upholding legitimacy, enhancing operational efficiency, and driving effectiveness through innovative policing strategies. The integration of technology within the Service served as a transformative tool, reshaping various aspects of law enforcement to strengthen crime prevention, improve crime detection, enhance officer safety, and foster meaningful civic engagement. By collaborating with internal and external stakeholders, the Service aimed to build trust, promote transparency, and reinforce accountability. Despite the complex challenges of modern policing, the Barbados Police Service continued to implement targeted initiatives and strategic programs to address evolving crime trends, ensuring the safety, security, and well-being of all citizens and stakeholders across Barbados.

Criminal Justice Research and Planning Unit

The goal of the Criminal Justice Research and Planning Unit (CJRPU) is to conduct empirical research to inform policy on crime prevention, crime reduction, criminal justice and victimology. During 2024, the CJRPU made several observations:

- The pattern of recidivism in Barbados has remained stable since 2009, with the recidivism rates across various measures being: rearrests at 63 percent,

reconviction at 55 percent, and reimprisonment at 52 percent.

- Standardisation of criminal offences to the International Classification of Crime for Statistical Purposes (ICCS) level needed to improve data collection and analysis across the criminal justice system.
- Need for development and implementation of a Crime Management System across the criminal justice system.
- Average age of arrested perpetrators of murder between 2023 and 2024 is 23 years old.
- Average age of victims of murder between 2023 and 2024 is 34 years old.
- Firearms were involved in 69% (34 out of 49) of the murders in 2024, with males accounting for 100% of perpetrators and victims.

The CJRPU undertook and intend to roll out several crime prevention initiatives which are listed below:

- The Barbados Crime Observatory (BCO) was established as part of the country's broader efforts to improve crime prevention, law enforcement, and public safety through data-driven strategies.
- Strategic meetings with public and private stakeholders to share findings from the research and Barbados Crime Observatory with public and private stakeholders to ensure resources can be targeted most effectively to prevent and reduce crime.
- The establishment of Minister of State in the Attorney General Office of Barbados with a focus on crime prevention.
- The launch of the National Crime Prevention and Reduction Unit to prioritise crime prevention strategies through the National Peace Programme.
- Crime prevention strategies such as Elevate the Peace, ParentWise Programme, Build Your Door, LIVEWISE Campaign, and National Extreme Games Platform.
- National Victimisation Survey to be conducted to offer a more accurate picture of victimisation as it captures both reported and unreported incidents of crime to ensure better policy and resource planning.

- Research to be conducted on the efficacy of the Barbados Prison Service's Rehabilitation Model and an exploratory study on the social history of offenders on remand between the ages of 16 to 25 years for specific crimes such as murder, firearm related crimes and endangering life.

The Financial Intelligence Unit

The Financial Intelligence Unit (FIU) is the executive arm of the Anti-Money Laundering Authority, an entity established under Section 8 of the Money Laundering and Financing of Terrorism (Prevention & Control) Act, 2011-23 (MLFTA/ The Act), as amended.

The Unit comprises a Director and other public officers, whose offices are established in accordance with the Public Service Act, consistent with Section 9 of the MFTA. The Director, subject to the directions of the Authority, is responsible for the general administration of the Act. The department is responsible for the collection and analysis of information pertaining to money laundering and terrorism financing (ML/TF) as well as transactions of an unusual nature, all received in confidence from the financial services community.

The FIU disseminates reports to law enforcement and other competent authorities, in relation to these matters. The FIU is operationally independent from AMLA in executing its core responsibilities and provides statistical updates on its work to the Authority on a periodic basis. FIU Barbados was an early member of the international grouping of FIUs known as the Egmont Group, having been accepted as a member in 2002.

National Risk Assessment

In terms of drug trafficking specifically, Barbados' financial institutions, unlike major financial centre in developed countries, have generally not been found to be involved or named in major currency transactions involving significant amounts of proceeds from international narcotics trafficking. As such, Barbados remains out of focus as a global threat and was notably absent from a September 2024 USA listing of major transit or major illicit drug producing countries world-wide.

Mutual Evaluation

The Caribbean Financial Action Task Force (CFATF) is a regional organisation comprising states and territories of the Caribbean basin which have agreed to implement common counter measures against ML/TF. CFATF is styled after the Financial Action Task Force (FATF) and systematically

conducts mutual evaluations of the AML/CFT regimes of member countries. In its February 2018 mutual evaluation report on Barbados, the CFATF noted the country's progress towards improving towards its AML/CFT regime in line with the 40 Recommendations of the FATF.

However, several strategic deficiencies at both the technical and effectiveness level remained. At the technical level additional work was required, for example, in the areas of enforcement of sanctions; fostering national cooperation, confiscation and asset forfeiture; and transparency and international cooperation. Also, with the enhancement to Recommendation 7 requiring the inclusion of mitigate measures against the proliferation of weapons of mass destruction through targeted financial sanctions, Barbados had to give attention to closing these gaps to ensure full compliance.

At the effectiveness level, Barbados was considered as having a low level of efficacy. This meant that concentrated effort, at the PRACTICAL level, was necessary to further demonstrate alignment to key goals or immediate outcomes deemed necessary by the FATF, for an effective AML/CFT regime. Barbados therefore became subject, in February 2019, to a post observation review period by the FATF's International Cooperation Review Group (ICRG) and ultimately, a three-year Action Plan (2020-2023) agreed with the Barbados Government. In this interim period (of the Action Plan) Barbados was placed on the FATF's list of jurisdictions under increased monitoring, otherwise known as the "grey list." Completion of the Action Plan was undergirded by high-level political commitment to resolve identified deficiencies, thereby ensuring full compliance with international norms. Enhanced Governance Mechanism A key outcome has been the strengthening of the national AML/CFT governance mechanism, in part, by OAG establishing a weekly network meeting which facilitated important collaboration between and among competent authorities involved in ML/TF risk management. Weekly meetings were also instrumental in holding agencies accountable for their specific implementation responsibilities under the Action Plan.

Competent authorities included the Central Bank of Barbados.

- The Financial Services Commission.
- The International Business Unit – Ministry of International Business and Industry.
- Compliance Unit - Anti-Money Laundering Authority.
- Corporate Affairs and Intellectual Property.

- Customs Department.
- The Barbados Police Service.
- Financial Intelligence Unit.
- The Office of the Director of Public Prosecutions Special working groups on beneficial ownership, suspicious transaction reporting, and law enforcement case management were also created to further boost domestic cooperation.

The work of the Financial Intelligence Unit in Combatting Money Laundering and Terrorism Financing supplemented the well-established sub-committees of the Anti-Money Laundering Authority, namely the AML/CFT Supervisors' Committee and Money Laundering Investigations Committee. Our enhanced AML/CFT governance model not only fostered strong national collaboration and cooperation but was also instrumental in refining policy development, enhancing risk-based supervisory practices, promoting information sharing, enhancing investigation and prosecution as well as training, sector outreach and sensitisation, and international cooperation.

Delisting Throughout the duration of the Action Plan, Barbados underwent an intense cycle of quarterly reporting to the ICRG, a cycle which concluded in January 2024 following a successful onsite review by ICRG assessors, of reform measures undertaken by the country. The country's removal from the grey list was ratified on February 23, 2024, at the Paris plenary meeting of the FATF. Barbados has also exited the CFATF 4th Round mutual evaluation process, with 38 of 40 Recommendations rated Compliant/Largely Compliant.¹ The remaining 2 recommendations, rated Partially Compliant, will be addressed once the revisions to the FATF Standards and Guidance are concluded.

KEY LAWS AND REGULATIONS

The comprehensive nature and depth of Barbados' reformed AML/CFT regime is captured in the following laws and/or regulations such as Money Laundering and Financing of Terrorism (Prevention and Control) Act (MLFTA) and its Amendments, Anti-Terrorism and Counter-Proliferation of Weapons of Mass Destruction Act and its Amendments Proceeds and Instrumentalities of Crime Act, 2019 – 17 Companies Act, Cap 308 and its Amendments Corporate Miscellaneous Provisions) Act, 2021 Mutual Assistance in Criminal Matters Act, Cap 140A Charities Act and its Amendments Firearms Act and its Amendment Barbados Identity Management Act Data Protection Act, 2019 Drug Abuse (Prevention and Control) Act, Cap. 131.



The FATF mutual evaluation procedures do not accommodate re-ratings from LC to C 3 Constitutions (Amendment) Act, 2021 Customs Act 2021 Integrity in Public Life Act Criminal Justice (Plea Negotiations and Agreements) Bill, 2024 Enforceable Guidelines as issued by prudential regulators in conjunction with the Anti Money Laundering Authority include AML/CFT/PF Guidelines Targeted Financial Sanctions Guidelines Beneficial Ownership (issued by CAIPO). Whilst there are no open issues to address, further sustained actions are now required by Barbados to ensure: - (a) optimisation of human and technical resources approved by the Ministry of the Public Service to enable the elimination of previously identified shortcomings; and (b) Barbados is adequately positioned for the CFATF's 5th Round Mutual Evaluation scheduled for June 2027. From the perspective of the Financial Intelligence Unit, the public sector agency at the centre of the country's AML/CFT regime, these sustained actions involve: - (a) expanding the availability of on-line reporting capabilities to stakeholders in the financial services and designated non-financial business and professions' (DNFBP) sectors; (b) maintaining engagement of law enforcement agencies (LEAs) and other competent authorities to enhance and increase opportunities for the effective utilisation of the department's intelligence product; (c) fully implementing

LEA feedback processes and continuing to improve the format and content of intelligence reports; (d) the development of strategic analysis products identifying money laundering, terrorist financing and proliferation financing (ML/TF/PF) trends and typologies for dissemination to and discussion with public and private sector stakeholders; and (e) enhancing both training solutions and outreach mechanisms to build further awareness of reporting obligations thus ensuring reporting levels in the financial services and DNFBP sectors, remain consistent with ML/TF/PF risk in said sectors.

The Solicitor General

The Attorney General is, pursuant to the Constitution, the Principal Legal Adviser to the Government. The Attorney General is a Member of Parliament and carries out the functions of Principal Legal Adviser to the Government through the Solicitor General's Chambers which is staffed by public officers.

The Solicitor General heads the Chambers which represent state authorities in the Courts, reviews and prepares contracts and gives opinions on legal matters that are referred to the Chambers. The Chambers also has responsibility for drafting legislation for introduction into Parliament, as well as revising, consolidating, providing access to and preserving (archiving) the Laws of Barbados. The drafting of legislation is carried out by the Legislative Drafting Section which is headed by the Chief Parliamentary Counsel while the revision, consolidation, provision of access and preservation/archiving of the Laws falls under the mandate of the Law Revision Commissioner.

The Chambers performs a critical role in the administration of justice and the rule of law by:

- advising the State on all aspects of constitutional, public and civil law;
- representing the State in constitutional, public and civil law proceedings; and
- preparing draft legislation for introduction into Parliament.
- revising, consolidating, providing access and preserving/archiving the Laws of Barbados.

The Solicitor General's functions include:

- advising the President, Prime Minister and other members of Cabinet, as well as all Ministries and Departments of Government on constitutional, public and civil law matters;

- representing the State in constitutional, public and civil law proceedings as well as arbitration and mediation matters;
- negotiating and settling claims out of Court;
- advising on the legal aspects of the State's international relations including relations with international organisations;
- participating in the negotiation of bilateral and multilateral Treaties and Agreements with other states and international organisations;
- researching areas of the law for the Attorney General as Government's Chief Legal Adviser;
- vetting financial documents relating to Loan Agreements, Bond Issues, Commitment Agreements and Grant Agreements on the domestic and international markets;
- representing the Chambers on various statutory and other bodies locally, regionally and internationally for example:

Locally - Judicial Council; Rules Committee; Community Legal Services Commission; Betting and Gaming Committee; Archives Advisory Committee; Anti-Money Laundering Authority; Tenders Committee; Inter-Governmental Task Force; Senior Officials of Legal Affairs Committee, Telecommunications Sub-committee; Ad Hoc Project Committees.

Regionally - CARICOM; Council of Legal Education

Commonwealth - Senior Law Officials, Commonwealth Law Ministers

STRATEGIC MANDATE

The Solicitor General's Chambers is the law firm of Barbados. Its mandate is to be an efficient and trusted agency of Government for the provision of high-quality legal services that aids the Government in the delivery of justice and good governance to the people of Barbados. It is an independent and autonomous Office attached to the Office of the Attorney General for budgetary, accounting and administrative purposes.

The Solicitor General is the Administrative Head of the Chambers which comprises of the Civil Law Section, the Chief Parliamentary Counsel's Office and the Law Revision Commission. The Solicitor General heads the Chambers which represent state authorities in the Courts, reviews

and prepares contracts and gives opinions on legal matters that are referred to the Chambers. The Chambers also has responsibility for drafting legislation for introduction into Parliament, as well as revising, consolidating, providing access to and preserving (archiving) the Laws of Barbados. The drafting of legislation is carried out by the Legislative Drafting Section which is headed by the Chief Parliamentary Counsel while the revision, consolidation, provision of access and preservation/archiving of the Laws falls under the mandate of the Law Revision Commissioner.

F. SOCIAL SERVICES

Ministry of People Empowerment and Elder Affairs

During 2024, the Ministry of the People Empowerment and Elder Affairs (MPEA) continued to advance its mandate of delivering quality social services, to empower and enable vulnerable persons to live dignified and respectable lives. This mandate was facilitated through the provision of a range of non-contributory social assistance programmes, to protect those at risk of poverty and deprivation.

Table 59: Performance Indicators FY 2018/19 to 2023/24

DETAILS	2018/2019	2019/2020	2020/2021	2021/2022	2022/2023	2023/2024
No. of new Court Files	60	63	116	77	66	78
Magistrate's Court						10
High Court	51	61	103	69	61	62
Court of Appeal	3	1	6	7	3	5
Caribbean Court of Justice	6	1	7	1	2	1
No. of new Public Trustee Files	101	148	93	92	46	100
No. of Incoming Files from Ministries/Depts.	383	395	399	432	396	405
Contracts	232	266	297	337	292	290
Advisory	56	59	52	55	21	25
Compensation	48	40	34	26	38	40
Other (Administrative)	47	30	16	14	45	50
No. of New Files opened from Incoming Correspondence	137	57	86	78	62	82
TOTAL	679	663	694	679	570	665

SOURCE: Solicitor's General Office.

Please note that the statistics given above for 2023/2024 only form part of the total number of files presently in Chambers as it only caters to new matters dealt with during this Financial Period.

Amalgamation of Social Services

This project aims to establish a new entity that would assist, not only in ensuring that social services remain current and relevant, but also with the ability to deliver service to vulnerable persons in a quick, responsive and more accessible manner. The entities under the MPEA to be amalgamated are the Child Care Board, the Welfare Department, the National Assistance Board and the National Disabilities Unit.

During the year, the amalgamation process advanced through several actions, including the approval of the new entity's organisational design and structure; the preparation of draft legislation to govern the operations of the new entity; and the continued development of the Pulse Management Information System, an online portal, which when fully completed, will be used by social workers, to access client information and history; as well as by clients, to request services and track the progress of their applications for services, without having to present themselves at a physical location.

The One Family Programme

During the period under review, the One Family Programme commenced its efforts towards facilitating the empowerment of 1,000 vulnerable households across Barbados.

In February 2024, the project embarked on a two-year holistic intervention utilizing the Identification, Stabilisation, Enablement, and Empowerment (ISEE) Bridge model, targeting these most vulnerable households. The key objectives of the programme include providing continuous financial and supportive services, to help vulnerable families overcome barriers to social and economic growth, facilitating personal development to promote social inclusion, improving family relationships to strengthen community spirit, and promoting positive behaviour changes to sustain

long-term improvements. Additionally, the programme aims to enhance stability and self-sufficiency for families through comprehensive service delivery. The assistance provided to these households addressed a broad range of social, economic, and personal development needs, including but not limited to education, health, housing, family dynamics, employment, and personal identification. These interventions marked a paradigm shift in social engineering, going beyond welfare assistance to include a focus on social inclusion and capacity-building for all household members.



The programme worked closely with key stakeholders, such as the Ministry of Education, Technological and Vocational Training, Ministry of Health and Wellness, Ministry of Youth, Sports and Community Empowerment and the Ministry of Labour, Social Security and the Third Sector, to strategically and successfully roll out these efforts. Partnerships were also built with private sector entities, as well as community-based, faith-based and non-governmental organisations.

Key Achievements in 2024

Personal Identification

By the end of 2024, 97.0 percent of participating households in the Programme had valid personal identification documents, including ID cards and birth certificates. This will help to integrate these households into the formal economy and to access essential services.

Employment and Financial Empowerment

Assistance was provided through the Programme to help 154 clients obtain TAMIS numbers. This enabled ninety-six (96) clients to open bank accounts with partnering financial institutions.

During the year, 120 clients participated in eight (8) CV writing workshops and interview techniques sessions, offered through Barbados Employment and Career Counselling Service (BECCS). Sixty-three (63) clients successfully completed the Job Start Programme with the Ministry of Labour, Social Security and the Third Sector.

Sixty-four (64) of the programme's clients secured employment during the year, with eight (8) clients hired in December 2024 within the hospitality industry.

Vocational Training

112 clients were enrolled in courses at Samuel Jackman Prescod Institute of Technology (SJPI) in areas such as Cake and Pastry Making, Cookery, Childcare and Nursery Management, and Plumbing. Out of these, seventy (70) clients graduated in November 2024, with sixteen (16) are finalising coursework to complete their programmes.

Fourteen (14) clients successfully completed the House-keeping course at the Jean and Norma Holder Hospitality Institute of the Barbados Community College and fifteen (15) clients completed courses at the Barbados Vocational Training Board (BVTB).



Sixty-eight (68) of the Programme's clients enrolled in the Barbados Construction Gateway Training Initiative (BCGTI) programme, while fifteen (15) clients are engaged in the Startwise Programme. Eight (8) clients commenced the CyberNations Cyber Security and Artificial Intelligence courses. Two (2) of these clients completed the training during 2024.

Educational Support

Through this programme, over 1,500 children received educational assistance for back to school.

Additionally, fifteen (15) boys participated in the Reading Clinic, improving their literacy skills.

Forty-five (45) children were enrolled in day care programmes, allowing parents to engage in work or training opportunities.

Health and Wellness Initiatives

During 2024, the Programme collaborated with private sector entities to host two (2) health fairs and provide health screenings for vulnerable families. In addition, the Programme partnered with health institutions and the Non-Communicable Diseases (NCD) Commission to be able to provide additional health screenings for vulnerable families.

Health support was extended to fifteen (15) families, through the supply of bedbug treatments, along with termite treatments for two (2) families.

Eighty (80) persons with disabilities received transportation assistance.

Housing Assistance

Through the Programme, assistance was provided to some families for minor housing repairs, thereby improving their living conditions.

Fifteen (15) families received accommodation assistance through the Resilience and Reintegration Unit of the MPEA, enhancing their overall living standards.

Social and Family Support

The Programme helped support several initiatives in this area, including the following:

During the year, two (2) Women's Empowerment sessions were conducted, helping sixty (60) women improve

self-expression, self-worth, and emotional intelligence. In addition, forty (40) women participated in the Queen's Mindset Workshop and training sessions; and a Girls' Festival, in collaboration with a financial institution, was held to promote self-esteem and confidence in young women between twelve (12) to eighteen (18) years old.

In 2024, one (1) Men's Corner event was held to address issues affecting men and foster open communication.

123 children who sat the 11+ exam in 2024 participated in Transition-to-Secondary-School workshops and related follow-up sessions, in order to monitor their progress and provide necessary coping mechanisms. Also, a Christmas party for children aged five (5) to ten (10) years old was held, providing a sense of joy and inclusion for over 800 children.

Welfare Department

Monetary Assistance

During January to December 2024, 2,945 new applications for monetary assistance were received by the Welfare Department. 3,019 applications were processed during the year, including applications brought forward from 2023. At the end of 2024, 1,391 applications remained outstanding.

As at December 2024, 5,678 clients were receiving monetary assistance. This represented a decrease of 2,031 recipients when compared to the end of 2023. The total expenditure for monetary assistance was \$20,410,661.00.

Table 60: Monetary Assistance Provided 2016-2024

	2016	2017	2018	2019	2020	2021	2022	2023	2024
No. of Recipients	3,942	3,665	4,902	4,383	5,800	6,349	7,039	7,709	5,678
Expenditure (\$M)	11.8	10.9	9.9	14.3	22.5	22.2	25.6	28.0	20.4
Average Beneficiary Spend (\$)	n.a.	n.a.	n.a.	3,262.60	3,879.31	3,496.61	3,636.88	3,632.12	3,594.69

SOURCE: Welfare Department, Ministry of People Empowerment and Elder Affairs.

Assistance-in-Kind

This refers to assistance granted with respect to food items; clothing; purchase of spectacles; purchase of hearing aids; purchase of dentures; payment of utilities (electricity and water); rent payments; and the cost of burial of destitute persons.

Total expenditure through assistance-in-kind for 2024 totalled \$19,970,820.08. This represented an increase of \$3,846,242.08 when compared with the total expenditure on assistance-in-kind for 2023, which was \$16,124,578.00.

Food Assistance

Food continued to be the highest assistance-in-kind granted. It should be pointed out that this data includes repeated requests from the same households. Applications were rejected based primarily on the date of most recent receipt of a food voucher, or inability of the Welfare Officer to reach the client.

During 2024, there were 6,618 new applications for food assistance. Of this total, 4,016 applications were approved, while 2,602 applications were rejected.

6,068 persons received food grants monthly during the year, at a total cost of \$14,722,531.36.

Educational Assistance

The total expenditure for assistance-in-kind in this area at the end of 2024 was \$1,383,355.00. This represented an increase of \$340,895.00 when compared with the same period in 2023.

The Welfare Department assisted 5,398 students from 2,630 families. It also provided assistance to clients under the One Family Programme.

Family Services

The Family Services section continued to offer professional interventions, in responding to a range of individual and family problems.

During 2024, eighty (80) referrals were received from the Supreme Court for social reports. Eighty-three (83) court reports were produced for the High Court, including referrals for reports that would have been received in 2023. Two (2) reports were produced for the Magistrate Court; and two (2) reports were produced for courts in overseas jurisdictions.

295 clients from all categories of cases benefitted from counselling from the Family Services team. Due to the complexities of some cases, the section forwarded four (4) referrals to the Consultant Psychologist, for in-depth counselling of ten (10) clients. 178 cases were received by the section, inclusive of family problems, child access and maintenance, with court reports accounting for the heaviest in case load. Child support by non-custodial fathers by way of cash payments, continued to be facilitated through the Accounts Section of the Department.

National Disabilities Unit

The primary objective of the National Disabilities Unit (NDU) is to facilitate the integration and participation of Persons with Disabilities (PWDs) in all aspects of community life, especially in decision-making processes which concern their well-being and the direction of their lives. The NDU also seeks to ensure that Persons with Disabilities have access on an equal basis with others to the physical environment, to transportation and communication and to the facilities and services which are open to the public. The latter aim aligns with SDG 10 (relating to reduced inequalities).

Two (2) of the NDU's major accomplishments during the year were:

- the completion of Barbados' Initial Report on the United Nations Convention on the Rights of Persons with Disabilities; and
- the extension of National Insurance non-contributory benefits to four (4) new categories of persons with disabilities. These categories are Autism, Cerebral Palsy, Multiple Sclerosis, and Down's Syndrome. To date, a total of 653 people, consisting of 423 adults and 230 children, are benefitting from this initiative.

During the year, the NDU made accessibility modifications to twelve (12) homes, through the construction of ramps and the provision of handrails. Fifteen (15) additional clients have been assessed and are awaiting commencement of work.

Ten (10) prostheses were awarded, mainly to young school children in need of back braces and ten (10) additional prostheses were processed for older active clients. Additionally, seventy-two (72) wheelchairs, forty-six (46) walking aids and forty-eight (48) grab bars were provided through the NDU. Fifty-one (51) other bathroom aids such as shower chairs and commodes were provided, along with one (1) Hospital bed.

The Adjustment to Blindness Officer conducted services for fifteen (15) clients during the period under review. This consists of planning, implementing and coordinating all elements of independence training for these persons, who are blind or visually impaired.

The NDU assisted seventy-five (75) persons who requested transportation for medical services such as Dialysis, Dressings, Therapy, and other critical appointments. The NDU also worked in collaboration with the Transport Board in providing transportation to persons with disabilities, using the Call-a-ride programme. This service is utilised by school children in need of transportation to school, and by adults to attend medical appointments and in some cases, to their place of employment. The NDU facilitates payment for this service on their behalf.

During the year, thirty (30) persons participated in the Technology Services for the Visually Impaired Information Programme. In addition, fifteen (15) persons with disabilities were trained in flower arranging and the making of wreaths, boutonnieres, corsages, bouquets and fruit baskets.

Also, fifteen (15) persons with disabilities received training in self-development, through the NDU's Work Experience Programme, in the period under review. They were provided guidance with respect to job-seeking, the interview process, CV writing, and employee rights and responsibilities, over a period of six (6) weeks. This phase was then followed by an internship period of another six (6) weeks.

Two (2) cohorts of sign language classes were conducted during the year at six (6) locations, resulting in ninety-six (96) people trained in Basic 1 and 2 American Sign Language.

Child Care Board

Residential Care

During the period under review, the Child Care Board operated the Nightingale Children's Village, consisting of three (3) Cottages and two (2) Centres. The Cottages and one of the Centres mainly provide housing for children under eleven (11) years old, while the other Centre houses individuals (children and adults) with special needs. The Board also operated the Marina Brewster Centre, which caters to adolescents. These facilities provide a place for children who are unable to remain with their natural families due to family dysfunction.

From January to December 2024, an average of 112 children, consisting of seventy (70) males and forty-two (42) females, were residing in Child Care Board facilities. Thirty-one (31) children were admitted into residential care during the

year, while twenty (20) children were discharged from residential care. In addition, twenty-one (21) children were reunited with their families, while seventeen (17) children are being monitored in the community for reintegration with their families. One (1) female reached the age of majority (eighteen (18) years old) during the year and would consequently have left residential care.

The Violet Gittens Centre, which houses individuals with special needs, accommodated seventeen (17) residents at the end of 2024, consisting of ten (10) children under the age of eighteen (18) years and seven (7) adults.

Government Day Care

During January to December 2024, an average of 635 children attended the government's fifteen (15) Day Nurseries.

During the year, 380 children were admitted to government Day Nurseries, while 359 children were discharged. The month of September recorded the highest number of admissions, with 190; as well as the highest number of discharges, with 207, due to that month being the start of the new school year.

The waiting list for the placement of children into Government Day Care has exceeded the total capacity of 981 children. At December 2024, there were 1,915 children who were awaiting entry into Government Day Nurseries. This represented an increase of 169 requests when compared with the previous year, where 1,746 requests were recorded.

Waiver of Fees

There is provision for a waiver of fees in situations where parents or guardians are unable to meet the costs, and it has been assessed that it is in the child's best interest for him or her to be in Day Care. If fees are waived, then these families' situations are reviewed periodically. Waivers are generally granted for a six (6) month period, after which they are reviewed.

During the review period, three (3) requests were investigated, from which three (3) children benefitted.

Visits to the Nurseries

The Child Care Board conducted 188 visits to the Government Day Care Facilities. These visits were conducted in order to monitor and assess the Early Child Education Programme, as well as the overall administration and environment of the nurseries.

Table 61: Monthly and Average Attendance at Government Daycare Facilities 2024

Month	Babies		Toddlers		Total Monthly Attendance at Nurseries	Average Attendance at Nurseries
	Males	Females	Males	Females		
January	122	117	191	205	14,551	635
February	121	124	199	216	13,822	660
March	213	121	187	210	14,349	731
April	131	120	213	227	13,743	691
May	125	124	219	229	16,027	697
June	123	124	218	234	14,034	699
July	104	112	188	197	13,771	601
August	118	121	194	210	643	643
September	126	113	171	184	12,549	594
October	126	98	167	180	13,114	571
November	119	93	173	187	11,978	572
December	114	85	158	170	10,517	527
Total	1,542	1,352	2,278	2,449	149,098	7,621
Average per month	129	113	190	204	12,425	635

SOURCE: Child Care Board.

Private Day Care

Thirty-three (33) Private Day Care Centres were issued Certificates of Registration during 2024. Two (2) new applications were received during the year, while no closures of Private Day Care Centres were recorded.

Presently, ninety-seven (97) centres are known to the Child Care Board, an increase when compared to eighty-two (82) centres known to the Board at the end of 2023. Representatives from the Child Care Board conducted ninety-nine (99) visits to Private Day Nurseries during the year, including thirty-three (33) visits in preparation for registration during January 2024. The ninety-nine (99) visits represent an increase when compared with eighty (80) visits conducted in 2023.

Intake

During 2024, 1,199 cases were referred to the Child Care Board, involving 1,270 children. This represented a decline when compared with 2023, when 1,206 cases, impacting 1,254 children, were recorded. The 1,199 referrals recorded during 2024 consisted of 565 child abuse cases and 634 non-child abuse matters.

A total of 266 cases that were referred to the Child Care Board were closed during the year, a decline when compared with 2023, when 355 cases were closed.

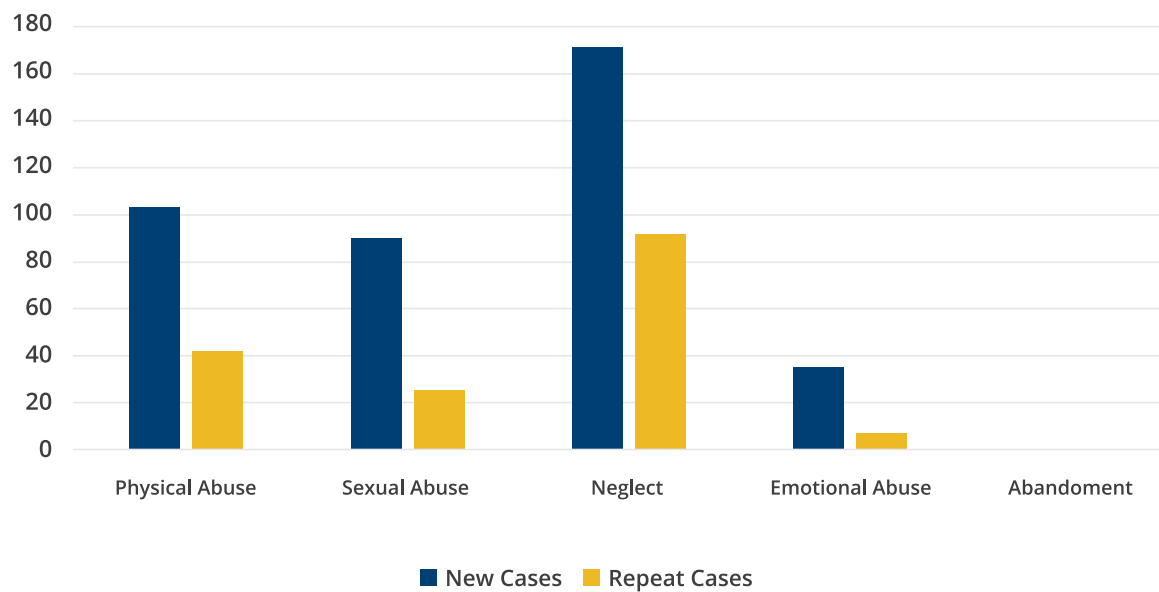


Child Abuse Cases

During January to December 2024, a total of 565 child abuse cases, impacting 715 children, were recorded, representing an increase of ten (10) cases and fifty-two (52) children when compared with 555 cases, impacting 663 children, in 2023.

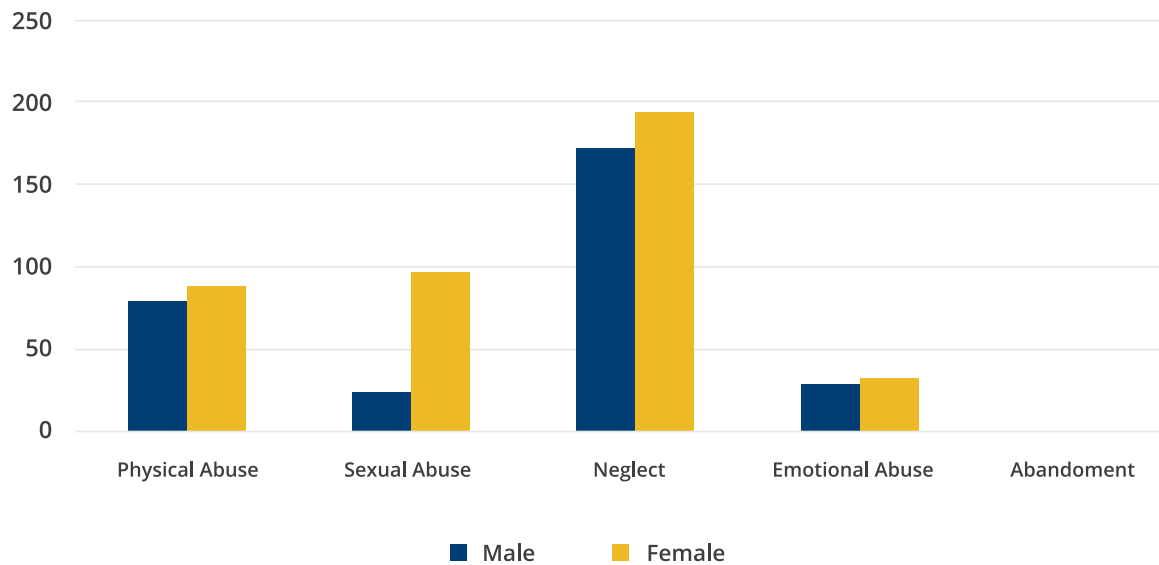
The 565 child abuse cases recorded in 2024 consisted of 399 new cases and 166 repeat referrals. The 715 children impacted in these cases consisted of 303 males and 412 females.

Figure 22: Total Referrals 2024



SOURCE: Child Care Board.

Figure 23: Number and Gender of Abused Children 2024



SOURCE: Child Care Board.

Child Abuse Prevention Programme

The Child Care Board continued to collaborate with the Optimist Club of Barbados Central to host the one-year Adopt-A-Family Programme. Ten (10) families benefitted from psychosocial, financial and parenting tips under this programme during 2024.

During the period, a Missing Child and a Sexual Abuse Survivors Database was created to track cases of missing children and criminal matters about sexual abuse cases. Data was collected from the last five (5) years. Based on the information received thus far, in particular to the sexual abuse cases, there remains a huge gap in how cases are expedited by the Barbados Police Service and the Supreme Court. Recent correspondence has also highlighted some disturbing factors that also affect the handling of these cases.

Non-Child Abuse Matters

For the period under review, the Court requested thirty (30) reports from Child Care Officers, pertaining to care and control, access, and investigations into the living circumstances of parents and their children. In addition, Child Care Officers accumulated forty-eight (48) hours in court appearances, with forty-five (45) cases in the High Court and three (3) in the Magistrate’s Court.

Fifty-nine (59) cases were referred to the Child Care Board during 2024 which were related to children who were presenting problems at school and whose parents complained of their rudeness and uncontrollable behaviours.

A total of twenty-one (21) custody and sixty-nine (69) access matters were referred to the Child Care Board during the year.

Psychological Services

The Clinical Psychologist provided a total of 331 therapy sessions during the year. Three (3) sessions were held with the residents and staff of the Child Care Board. Sixty-nine (69) of the sessions were cancelled. These therapy sessions impacted 608 people. Meanwhile, sixteen (16) families concluded therapeutic services during the year.

The Clinical Psychologist received twenty-nine (29) referrals during the year. The referrals consisted of thirteen (13) male children; eighteen (18) female children; and seven (7) adults. The referrals related to cases of Sexual Abuse, Neglect, Behavioural Problems, Emotional Problems, as well as to Court Assessment, Court Mandated Counselling, Court Requested Reports on children in the custody of the Child Care Board, Foster Care Assessments and Internal Assessment.

Programme Costs

The programme costs incurred by the Child Care Board for January to December 2024 totalled \$17,012,888.57, with the highest costs borne in the areas of Government Day Care and Residential Care

Table 62: Child Care Board Programme Costs 2024

Programme	Cost (\$)
Residential Care	6,433,185.50
Government Day Care	9,236,332.07
Private Day Care	109,298.64
Foster Care and Adoption	328,132.94
Intake	455,096.39
Child Abuse	367,110.08
Psychological Services	83,732.95
	17,012,888.57

SOURCE: Child Care Board.

The National Assistance Board

Home Care Programme

During 2024, there was a consistent demand for services offered through the Home Care Programme. The total number of elderly persons assisted through this programme ranged from 1,320 persons to 1,385 persons.

Table 63: Home Care Programme Beneficiaries 2024

Month	No. of Males	No. of Females	Total
January	530	855	1,385
February	528	854	1,382
March	519	846	1,365
April	526	858	1,384
May	514	842	1,356
June	507	836	1,343
July	511	848	1,359
August	510	831	1,341
September	498	822	1,320
October	506	835	1,341
November	516	834	1,350
December	520	835	1,355

SOURCE: National Assistance Board.

On average, approximately 584 of home care recipients lived alone during the year, consisting of 240 males and 344 females. The average ratio of home care workers to recipients was 1 worker to every 9.5 recipients.

For the period under review, the National Assistance Board (NAB) received 668 applications under the Home Care Programme. Of these applications, 490 were approved; while 178 were not approved for reasons including: poor housing and environmental conditions; volatile family situations that place home care workers at risk; applications being made without the knowledge of the potential beneficiary; and the level of financial resources and social support of the potential beneficiary, which may be deemed sufficient at the time of assessment and would therefore result in the applicant not being considered a priority for assistance.

During the year, 514 persons were deregistered from the programme due to: death; long term institutionalisation; improved health of recipient; alternative arrangements for caregiving; and poor housing conditions, which presented health and safety risks to workers.

Community Elder Care Programme

This programme was established in November 2020 in response to the COVID-19 pandemic and is meant to complement the services provided through the Home Care Programme. The goal of this programme is to reduce loneliness and social isolation through the provision of stimulating activities and person-to-person contact.

During 2024, this programme had an average of 417 workers and 873 beneficiaries.

Seniors' Recreational Activities Programme

For the period under review, some of the centres used for this programme were still being impacted by the effects of COVID-19 pandemic, given the vulnerability of the older population. The Jorris Dunner Elderly Day Care Centre, in particular, was used during the year to provide temporary accommodation for displaced persons from two (2) of the facilities under the purview of the NAB.

The NAB is responsible for the administrative costs of this programme, while participants are responsible for costs such as raw materials for the various projects which they undertake.

In 2024, nineteen (19) centres operated across the island in various community spaces, including church halls and community centres. These centres function once a week, with the number of participants ranging from seven (7) to forty (40) per Centre.

Clyde Gollop Shelter for Homeless Men

This Shelter provides temporary accommodation for men who have been displaced due to factors including eviction, deporta-

tion, unemployment, poor family relations, incarceration, mental health and substance abuse issues. The NAB is responsible for operational costs, staffing, utilities and maintenance of the shelter, while the occupants meet their daily basic needs.

The Shelter has a maximum capacity of thirty-four (34) beds. However, due to environmental issues, the number was initially reduced to twenty-five (25) persons.

At the end of February 2024, twenty-two (22) men between the ages of fifty-three (53) and seventy-seven (77) years old were accommodated at the Shelter. However, in March 2024, due to the deterioration of the physical structure of the Shelter, which became a potential risk to the safety of occupants and staff and was therefore deemed unsuitable for habitation, sixteen (16) of the men were relocated to the Jorris Dunner Day Care Centre, while six (6) men were relocated to the Barbados Alliance to End Homelessness Shelter.



Lancaster House

This facility provides temporary accommodation at no cost, primarily for elderly individuals and their families, who are homeless as a result of fire, evictions and natural disasters. The NAB is responsible for operational costs, staffing, utilities and maintenance of the facility, while the occupants meet their daily basic needs.

After closure for major renovations, the facility was reopened to the public and recommenced admissions of displaced persons in January 2024. At the end of 2024, five (5) persons were admitted to Lancaster House, ranging from ten (10) to eighty (80) years old. One (1) person passed away during the year.

Vauxhall Senior Citizens' Village

This facility was established to provide accommodation for the older adult who is capable of living independently and has the capacity to pay rent. The NAB pays for water, telephone and electricity for the Village, while independent living residents pay rent weekly, as well as for the cost of bottled gas and other living expenses. However, there is provision for rent to be paid by the Welfare Department

for persons who meet the eligibility criteria but lack the resources to afford and sustain rent payments.

The Village currently provides residences for two (2) categories of persons: independent living and assisted living. During the year, thirty-six (36) persons were accommodated in the Village. This consisted of thirty-four (34) persons - seventeen (17) males and seventeen (17) females - who live independently; and two (2) persons - one (1) male and one (1) female - in the assisted living category. One (1) person passed away during the year.

Persons who live independently within the Village pay rent which is calculated weekly at 35.0 percent of their income. This amount ranges from \$20.15 per week to \$262.50 per week, with an average weekly rent of \$76.00. From January to December 2024, the NAB received a total of \$114,607.18 in rental income.

Programme Costs

The Social Spending incurred by the NAB for January to December 2024 totalled approximately \$18,438,464.00, with the highest costs borne in the areas of Elderly Care and the Home Care Programme.

Table 64 : Social Spend Report - January to December 2024

Programme	Cost (\$)
Home Care Programme - assisting elderly persons in their homes	5,075,752.00
Residential Care - Vauxhall Senior Citizens Village	1,531,165.00
Elderly Day Care - Jorris Dunner Elderly Day Care Centre	459,528.00
Transitional Care - Clyde Gollop Shelter for Homeless Men	306,177.00
Transitional Care - Lancaster House	178,108.00
Seniors Recreational Programme	149,346.00
Social Welfare Section	205,436.00
Elder Care Programme	7,408,067.00
Administrative Cost	3,124,885.00
	18,438,464.00

SOURCE: National Assistance Board.

Note: The Elder Care Programme information is for the period April to December 2024.

The Bureau of Gender Affairs

Empowering Women through Skills Development

The Bureau of Gender Affairs, in collaboration with the One Family Programme within the MPEA, provided sixteen (16) women with several practical skills in Beauty Therapy, such as basic skills in manicuring, nail enhancement, and nail art, brow tinting, waxing and the application of strip and individual eyelash extension. This skills development programme was conducted at the Clapham Community Centre during July to September 2024. Participants were also able to develop their social skills through interaction with other persons in the programme.

Gender Sensitisation Programme for Secondary Schools – Secondary School Bench Project

As part of its interventions with young people around the issue of gender-based violence during the year, the Bureau presented (2) picnic benches with anti-gender-based violence messages, to three (3) secondary schools. The aim of this initiative is to encourage both girls and boys to respect each other; and to promote positive attitudes and behaviours in the school environment.

Partnership for Peace Programme

This violence intervention initiative was conceptualised by UN Women and commenced implementation in 2012. It primarily targets young adult male perpetrators of domestic violence and is based on the premise that violence is intentional and that abusive behaviours are chosen methods for gaining control of persons and situations. It adopts a psycho-educational approach and aims to convey to participants that violence is unacceptable and that violent habits can be broken.

This programme was conducted from October to November 2024, with eight (8) males participating in this cohort.

16 Days of Activism against Gender-Based Violence

During this annual commemoration, the Bureau sought to facilitate public education on the crippling effects of gender-based violence to women, girls, economy and social structures.

The Bureau hosted a press conference on November 25, 2024, to mark Day 1 of the 16 Days of Activism against Gender-Based Violence.

The Bureau also staged the first “Arts for Activism: A Cultural Production on Gender-based Violence” event at

the Golden Square Freedom Park, on December 7, 2024. The cultural production was a significant public awareness campaign that honoured the victims of gender-based violence and underscored that the protection of all women and girls is not only a fundamental human right, but is also a crucial component of sustainable development.

During the commemorative period, the Bureau of Gender Affairs, European Union, the Canadian High Commission and the Institute for Gender and Development Studies of the UWI Cave Hill Campus collaborated to execute the “Red Shoe Project”. Led by the European Union, this project raised awareness about gender-based violence and advocated for the dismantling of discriminatory practices, with a view to ending violence against women and girls.

Bureau of Social Policy, Research and Planning

In 2024, the MPEA commenced the execution of the Country Assessment of Living Conditions (CALC). The CALC is an examination of socio-economic living conditions in Barbados, at the household level.

The objective of conducting the CALC is to gather comprehensive information on the living conditions of citizens, to facilitate government action towards the design and implementation of programmes, policies and regulations which can empower vulnerable citizens to meet their needs and to thrive.

The information which is gathered through the CALC will examine living conditions at the individual, household and community level. It will also examine how the Government institutions and systems are functioning to efficiently meet the needs of citizens. To achieve this, the CALC has the following four (4) components:

- Component 1 - The Participatory Poverty Assessment is the primary qualitative assessment. The PPA will include in-depth conversations and discussions in informal settings in communities across the island, to obtain deeper insights into the lived socio-economic experiences of target participants. This will be achieved through focus group sessions, workshops, transect walks and interviews in communities.
- Component 2 - The Survey of Living Conditions and Household Budgetary Survey is the main quantitative assessment to generate the household consumption and expenditure data. This survey is completed one-on-one with households and captures data on household size and composition, income & expenditure, health, education, access

to technology, crime & security; amongst other social dimensions.

- Component 3 - The Macro Economic and Social Assessment will examine the macro-social and economic environment, using historical and socio-economic analysis. This will be conducted through review of statistics, reports and other data produced by government departments and others.
- Component 4 - The Institutional Assessment will examine the effectiveness of social development programmes and projects implemented by Government agencies and Non-Governmental Organisations (NGOs). It examines gaps, bottlenecks and highlights areas for improvement. It will involve meetings with a wide range of Government and Non-Governmental agencies that are involved in the delivery of social protection and poverty reduction programmes to vulnerable groups.

The Survey of Living Conditions (Component 2) commenced in September 2024 and is scheduled to conclude at the end of February 2025. A targeted sample of 2,880 households will be visited for this survey. The total cost of the survey is estimated at \$2.5 million.

Resilience and Reintegration Unit

The MPEA is one of the Ministries assigned the responsibility of providing Disaster Social Relief (DSR) services, as part of the national response and recovery mechanism. Under Barbados' Disaster Social Relief Plan, the MPEA is responsible for ensuring that the necessary relief services are meted out to victims during the Emergency and Recovery phases of a disaster. Therefore, the MPEA is being relied upon for a quick, uninhibited response on such occasions. The MPEA is also tasked with the responsibility of looking after the needs of persons who present on a daily basis.

In this context, and especially after the MPEA undertook the unprecedented task of providing temporary accommodation and concomitant needs for persons whose homes were severely damaged or destroyed by Hurricane Elsa, a Resilience and Reintegration Unit was established in 2024 in the MPEA. This Unit's objective is to provide social assistance services to persons impacted by emergency and disaster situations inclusive of temporary accommodation.

Currently, the MPEA, in addition to working with the response to Hurricane Elsa, is also working in responding to emergencies relating to homelessness, evictions and house fires.

To date, at least 250 individuals from seventy-five (75) households were in accommodation facilitated through the Unit due to shocks such as eviction; fire; land slippage; homelessness; and domestic abuse.

At the end of 2024, of the households in temporary accommodation, 66.4 percent were headed by females, while 33.6 percent were headed by males. In addition, the Unit facilitated 121 non-scheduled walk-in and call-in encounters during the year, consisting of thirty-six (36) males and eighty-five (85) females. This information suggests that, from a gender perspective, females are more likely to be at greater socio-economic disadvantage; however, more data is required to verify this viewpoint.

To date, the Unit recorded a total of fourteen (14) households and fifty-three (53) individuals who have been re-integrated. This total consists of nine (9) households and thirty-seven (37) individuals who were reintegrated due to fire, while five (5) households and sixteen (16) individuals were reintegrated due to eviction.

Response to Hurricane Elsa

The MPEA initially assisted in accommodating seventy-seven (77) households and 222 individuals in twelve (12) facilities after the impact of Hurricane Elsa in 2021.

To date, 274 persons from eighty-two (82) households have returned to their homes after the houses were repaired or rebuilt through the National Housing Corporation (NHC); Urban Development Commission (UDC); or the Rural Development Commission (RDC). In addition, the MPEA facilitated the reintegration of thirty-seven (37) households by providing assistance with respect to furniture, water arrears and transportation, valued at \$172,063.12. Also, the NHC provided one (1) household member with materials to undertake repairs to his home; while two (2) households received keys to their homes but are awaiting assistance with furniture and water arrears before the reintegration process is completed.

Currently, 140 individuals, representing forty-two (42) households, are being accommodated in thirty-eight (38) properties, primarily consisting of apartments and private houses. Seventy-one (71) of the individuals are females, while sixty-nine (69) are males. The total number of individuals includes thirty-seven (37) children.

Twenty-seven (27) households, representing eighty-five (85) individuals, are awaiting completion of their homes by the NHC, UDC, RDC and the Ministry of Housing, Lands and Maintenance. Fifteen (15) households have various property challenges, including family disputes, legal issues and non-ownership of land or house.

The National Wellbeing and HIV Commission

Effective February 27, 2024, the National HIV/AIDS Commission (NHAC) was officially renamed the National Wellbeing and HIV Commission (NWHC). Consequently, the mandate of the Commission has been expanded to address areas of national concern; to test the effectiveness of social development programming; to develop effective mechanisms to address social and human development concerns; and to expand strategic collaborations to facilitate knowledge-sharing vis-à-vis the amelioration of social conditions affecting persons living in Barbados.

This development also resulted in changes to the NWHC's vision, mission and objectives. From a programmatic perspective, cross-cutting issues such as ageing, stigma, mental health, economic empowerment and social marginalisation will be addressed more directly in the NWHC's work. However, the main target groups, which include persons living with HIV; men; sex workers; single, unemployed and dependent women; youth; and adolescents, remain unchanged.

Governance

Unlike the National AIDS Programme where the Commission was the government-mandate coordinator, such permissions were not granted for the Wellbeing programme. The department piloted a system for the latter under the ambit of the Civil Society Grant Scheme to ensure a coordinated approach to the development, funding, stakeholder engagement, interagency strategic alignment and results-based monitoring, all underpinned by transparency and accountability in the proposal formulation, fund allocation, sustainable implementation and performance measurement.

Grant applicants were required to submit proposals using an approved template, with grant approvals given based on shared vision; potential programme sustainability; resource sharing opportunities; effectiveness of existing performance or results measurement mechanisms; potential alignment with departmental mandate; and wellbeing-oriented programme implementation capacity.

Provision of Grants

During the period under review, the NWHC continued to operate the Civil Society Grant Scheme, a small grants programme designed to financially facilitate the implementation of strategically aligned behaviour change interventions and research projects by civil society organisations (CSOs) and private sector agencies lacking the necessary funds to implement HIV-related programmes and projects.

CSOs may be awarded a maximum of \$20,000 per project. Under the Scheme, there were six (6) active projects at various stages of implementation during 2024. A total of \$69,260.00 was disbursed.

Provision of Supplemental Social Support/Assistance

Traditionally, the NWHC develops and implements health promotion and behaviour modification initiatives; and utilises strategic partnerships to expand its programme reach to vulnerable groups. This work is often supported by the temporary provision of supplemental social support to persons living with HIV, their families, and other priority groups affected by HIV, who exceed the current service capacity of the Ministry of Health and Wellness, and the Welfare Department.

The NWHC provided nutritional support to thirteen (13) clients during December 2024. In addition, during the year the NWHC provided food hampers to six (6) persons living with HIV – three (3) males and three (3) females.

The NWHC also provided additional supplemental support directly via its own efforts, and indirectly through strategic partnerships. This work included: the receipt of food donations via its Man Aware and Crop Over interventions, and from schools, faith-based organisations, and private individuals; the receipt of \$3,000.00 in financial donations from partner agencies; and through funding provided by the Civil Society Grant Scheme, valued at \$35,000, to two (2) projects which provided psychosocial support as part of their interventions.

Household Mitigation Unit

Adopt-Our-Family Programme

The Adopt-Our-Family Programme provides immediate help for households who encounter challenges of a temporary nature, or individuals who the existing safety net misses, provided that the recipients meet the requirements as devised through a questionnaire that delivers a rating score.

During 2024, this programme assisted 546 individuals, consisting of 158 males and 388 females. A total of 4,011 disbursements were paid, valuing \$2,406,600.00. Ninety-seven percent of these payments were processed digitally. This was achieved through supporting and guiding many of the programme's clients on how to create bank accounts and use mobile banking, resulting in the clients being empowered for financial independence and participation in the modern world.



During the year, eighty-three (83) clients applied for the AI Revolution Job Training Programme offered through the Student Revolving Loan Fund. Thirty-three (33) clients completed the course. Additionally, twelve (12) individuals joined the Barbados Construction Gateway Training Initiative, with eight (8) of those persons completing courses under that programme.

Urban Development Commission

Capital Works Programmes

During 2024, the Urban Development Commission (UDC) undertook 277 housing projects within its House Repair and Replacement Programme, UDC Maintenance Programme, and Pit Eradication Programme. The total project expenditure for the year was \$4,451,470.15.

Table 65: Capital Works Programmes and Associated Expenditure 2023 and 2024

	Projects 2023	Projects 2024	Funds Dis-bursed 2023 (\$)	Funds Dis-bursed 2024 (\$)
Suck Wells	24	16	142,390.48	82,373.25
Septic Tanks	4	2	28,400.00	9,200.00
Ancillary Works	185	74	407,589.30	124,324.85
Repairs and Renovations	23	10	656,652.11	270,237.75
Replacement Houses	18	38	1,974,397.66	1,707,253.85
Roof Retrofitting	5	13	273,577.00	496,245.33
UDC Maintenance Programme	0	75	0.00	396,681.86
Pit Eradication Programme	31	49	2,622,767.97	1,365,153.26
	290	277	6,105,774.52	4,451,470.15

SOURCE: The Urban Development Commission.

Hurricane Elsa Programme

The UDC was a part of the national response to provide structural intervention to those citizens impacted by Hurricane Elsa's passing in 2021. It should be noted that there continues to be several projects with encumbrances associated with the Hurricane Elsa Response Project, including nineteen (19) persons impacted, who are still awaiting temporary accommodation before the UDC can intervene.

At the end of 2024, the Hurricane Elsa Programme, for those projects without encumbrances, was close to completion. The total cost of the programme at year end was \$15,107,985.67 for 211 projects, while expenditure was \$13,713,531.22.

During 2024, a total of \$39,063.37 was spent on repairs; while \$658,156.91 was spent on rebuilds.

Special Redevelopment Projects

Baxter's Road Fish Fry

During the year, the first phase of this project, which involved the construction of public bathroom facilities; garbage management facilities; a car park; and public seating, was completed, with the exception of snagging (identification of issues before completion). The boundary wall, bollards and fencing for the project were also completed during the period. The expenditure on this project to date was \$1,201,117.00.

Fairchild Street Market

The Fairchild Street Market Redevelopment Project was completed in 2024. During the year, both the first and second phases of the project were operational; and the third phase was completed and handed over to the Markets Division, who has responsibility for the facility. The expenditure on this project during the year was \$193,140.00.

Murphy's Pasture Upgrade and Relocation Project

The objective of this project is to relocate households affected by recurrent flooding in Murphy's Pasture, Chapman Lane, St. Michael. Following the relocation of the residents, a community redevelopment and upgrade project is proposed for the vacated area.

During the year, four (4) DuraVilla Guyana Homes, for relocation of residents, were constructed at the Kensington New Road site. All structural work to each of the four (4) houses were completed during the reporting period. The

contractors are currently completing the external and internal painting, the installation of kitchen cupboards and the installation of tiles and sanitary ware. The electrical installations to all units were completed and electrical certificates submitted. Additionally, the work to the wells and septic tanks are ongoing.

The proposed infrastructural budget for this project is \$842,409.66 and the expenditure in 2024 for the work completed during the reporting period was \$749,000.00.

Transfer of Title Programme

The Transfer of Title Programme, facilitated by the Tenancies Freehold Purchase Act, Cap 239B, aims to assist qualified tenants to obtain security of tenure through land ownership. The Act provides the legal framework for the transfer of title of lots to qualified tenants residing on tenancies and 'areas of land' across Barbados. This assistance is provided through government subsidies to aid in the purchase of lots. In many instances, land ownership improves the standard of living for many tenants.

During 2024, the UDC's Board approved twenty-seven (27) subsidies, at a cost of \$569,190.67. A total of \$591,141.00 was disbursed during the year.

Operation Strap-It Programme

As part of the Department of Emergency Management's (DEM) work in the area of Disaster Risk Management and Resilience, the DEM implemented the Operation Strap-It Programme. This programme was initiated to provide hurricane strap installations to the roofs of those houses deemed to be most vulnerable, in order to make these houses more resilient if subjected to a high-wind event.

By the end of December 2024, a total of 880 homes had been retrofitted.

Barbados Postal Service

During the year under review, the Barbados Postal Service undertook several initiatives contributing to society's needs and their way of doing business with the local, regional and international community. Some of these initiatives are listed below:

- Purchased one (1) Nissan eNV200 electric vehicle in keeping with strategic objective of climate mitigation by reducing the organisation's carbon footprint. There is a phased process for replacing petrol and diesel vehicles with green energy (electric or hybrid) vehicles.

- Concluded discussions with Inter-Caribbean Airways to provide airlift for mail to various Caribbean destinations, formerly inaccessible following the closure of LIAT 1974. Increased airlifts enable transit agreements with other Caribbean territories, which is a source of foreign exchange in the form of the
- The Universal Postal Union (UPU) hosted training in Disaster Risk Management for regional postal executives in Barbados in May 2024. Hosting training for regional counterparts contributed to Barbados' tourism sector, as hotels are booked for their accommodation, ground transport is provided and catering services procured by the UPU.
- Barbados was awarded the UPU Rising Star Award 2024 for its outstanding improvement on the Index for Integrated Postal Development. Barbados ranked 15th globally and achieved recognition as one of the countries demonstrating exceptional progress in postal development over the previous year, with marked improvement in its resilience and reliability. Resilience referred to the speed and reliability of the Express Courier service while reliability indicated the ability of the Post "to overcome economic, social and technology shocks" sustainably – and the Barbados Postal Service exemplified diversification as it offers more than 16 types of services.
- The Barbados Postal Service continued to work with the CARICOM Secretariat on a trade facilitation project for Small and Micro Enterprises (SMEs) to develop domestic and cross-border e-commerce. This would assist in SME growth and their contribution to the national economy by earning foreign exchange as well as contributing to some of the Sustainable Development Goals 2030 such as SDG 8 which speaks to promoting decent work and generating economic growth.
- The Information Technology Team liaised with and received training from the Reasons Solution team on the PostGlobal software that would, among other benefits, provide real-time payment updates of third-party customer accounts.
- *Best Coverage of Healthy Nutrition Food Policy:* This award recognised the department's innovative and effective efforts in promoting environmental awareness and sustainable practices through the Grow Green programme;
- *Social Media Content Creators of the Year:* This award celebrated the team's exceptional work in creating engaging and informative social media content that has resonated with the audience.

The BGIS also played a crucial role in producing proactive hurricane preparedness communication during what has been a very active hurricane season. The department's efforts were an integral part of the government's comprehensive strategy to ensure the country's preparedness at all levels.

G. SPECIAL DEVELOPMENT PROJECTS UNDER THE PRIME MINISTER'S OFFICE

Invest Barbados

Invest Barbados' 2024 policy initiatives reflected its 5-year strategic plan (2021-25) and promoted Barbados as a desirable investment location that landed sustainable investment which enhances economic and social development. Invest Barbados also proactively encouraged the expansion of existing firms doing business globally and advocated for improvement of the domestic business climate.

Invest Barbados' activities targeted sectors that included International Business, Financial and Insurance services, high value-added ICT services, niche manufacturing, medical devices, education and knowledge delivery, renewable energy, high net worth individuals and digital nomads, film, life sciences and pharmaceuticals. Promotional initiatives in the key source markets of North America, the UK, and the Caribbean continued to take priority, while the development of the awareness of the Barbados value proposition was sustained in select countries in Africa, Asia and Latin America.

Engagement included in-person participation in industry forums and trade shows, inward and outward missions, conferences and seminars, and high-level investor meetings. Campaigns to promote Barbados' unique selling points continued as well as increased brand visibility and enhanced audience engagement in an increasingly competitive market for foreign direct investment and in the business of sport.

In addition to landing new investment, the Corporation continued to facilitate an active and rolling pipeline of

Barbados Government Information Service

During the year, the Barbados Government Information service (BGIS) received two prestigious awards at the Caribbean Media Awards in August 2024, held during the Caribbean Broadcasting Union's annual general meeting in Belize. The awards were as follows:

potential investment projects. This pipeline comprised of projects that will generate quality jobs, earn foreign exchange, transfer skills and technology and win new foreign direct investment, in line with agreed targets.

Invest Barbados played important roles in advancing several future-focused initiatives identified by Government that are designed to enhance and expand the local business environment, including:

- Barbados' strategic response to the OECD's Pillar II and the re-positioning of the island as a prime investment hub in a post global minimum tax environment.
- Collaboration with stakeholders to develop proposals for the development of film incentives designed to expand the film sector and in particular the attraction of foreign film productions.
- Work to improve access and vaccine equity through the manufacture of pharmaceuticals for public health in Barbados.
- The operationalisation of the Barbados Pharmaceutical Inc.
- Support for the work of the National Growth Council, that also involved several stakeholders and ensured that "Barbados Delivers" on significantly enhancing its business climate.

In terms of risk assessment and mitigation, to safeguard against viral threats, Invest Barbados conducted a review of its IT security measures which included the assessment of existing vulnerabilities, identification of areas for improvement, and implementing upgrades to enhance the robustness of the system. Additionally, to enhance team excellence and operational efficiencies, new tools were onboarded, and several training programmes embraced.

Bridgetown Initiative Unit

Investment Plan

The Investment Plan (IP) which was developed by the Bridgetown Initiative Unit within the Prime Minister's Office, allows investment in Barbados' Prosperity and Resilience. The purpose of the IP is not to cover every project Government will undertake, but to define priority investments for which it will focus significant effort on delivering over the coming decade – until 2035 – through the following: - allocation of financial and human resources; implementation of enabling conditions such; as policy


and legislation; development of strategic and operational partnerships; monitoring of progress at the highest level; and removal of bottlenecks.

Building on the six missions adopted by the Government, this Plan defines specific targets and investment opportunities across strategic areas. It also lays out Government's priority actions for the coming 3-5 years that will catalyse Barbados' ability to deliver on its wider vision over the coming decade. The foundation of the Investment Plan rests on a comprehensive consultation process, drawing insights from more than 70 interviews with Ministries, agencies and other key stakeholders. Each consulted Government Ministry and agency identified their top priorities for investment over the 10 years to 2035. These projects were scored based on four criteria: feasibility, contribution to targets for prosperity and resilience, existing Government commitment or Ministerial priority, and innovation.

Project costs were estimated using a diverse range of inputs: figures and insights from Government and the private sector where available, as well as data from sources such as the International Monetary Fund, World Bank, private sector and other public data on similar investments.

For potential investors, the Plan presents a significant pipeline of Strategic national projects that build on our country's unique assets and improve the lives of our citizens. Presenting an integrated Plan with a longer time horizon will help shift negotiation with investors and development partners towards longer-term, coordinated investments with lower transaction costs. Simultaneously, the Plan focuses attention across Government, maximising the impact of limited public resources and capacity. The Investment Plan builds on the existing policies and frameworks. While rooted in the Government's Missions, it also reflects critical elements of Barbados' Economic Recovery and Transformation 2022 Plan (BERT2) -as well as the Government's flagship Roofs to Reefs Programme (R2RP), the Nationally Determined Contributions (NDCs) under the Paris Climate Agreement, and international commitments, notably the United Nations' Sustainable Development Goals (SDGs).

The Investment Plan aims to both accelerate growth and strengthened resilience to a range of shocks. For example, in line with Barbados' NDC, one of the plan's 12 investment priorities is to achieve 100% renewable power generation by 2035 and reduce greenhouse gas emissions across all sectors to as close to zero as possible. Another priority is to replenish and upgrade Barbados' housing stock to become more climate resilient through a combination of private and public investments.





The plan also aligns with BERT2's eight pillars, which aim to achieve inclusive and sustainable growth, while also maintaining fiscal and debt sustainability. To scale up investment sustainably, the Plan matches individual investment projects with the most appropriate sources of finance, using fiscal resources and development finance catalytically to unlock private investment.

Through the Bridgetown Initiative, Barbados is advocating to unlock long-term, affordable finance; use development finance catalytically to attract private investment; and rethink how debt is viewed. Debt that is used to build resilience is to be treated differently, so countries like Barbados are not penalised by the international finance system when there is investment in adapting to a climate crisis not of our making.

The Investment Plan shows that climate finance solutions should be country-owned and country-led to help build economic, social and environmental resilience by responding to the needs of climate-vulnerable countries and communities and not the rules of an unequal system.

"Roofs to Reefs" Programme (R2RP)

Activities commenced under the "Roofs to Reefs" Programme (R2RP) with the "Revised Strap It Programme" under implementation with activities being executed by the Department of Emergency Management (DEM).

An agreement is in place between the Green Climate Fund (GCF) and Pegasus Capital Advisors (PCA) with respect to the establishment of the Blue Green Bank (BGB) as the names of the initial three Directors to the Board were approved. During 2024, a debt-for-climate-swap was agreed to and signed by the Government of Barbados, the Barbados Water Authority (BWA), the Inter-American Development Bank (IADB), and the European Investment Bank (EIB).

A concept note on the coral restocking was completed. The Consultancy prepared the concept note to submit through the Caribbean Development Bank (CDB). The project proposal is at the draft submission stage and is expected to be completed by the end of December 2024. In addition, another concept note on storm water management was completed and submitted to CDB.

The R2RP Unit participated in four (4) meetings of the Fund for Responding to Loss and Damage, and an Executive Director was hired on November 1, 2024.

The Unit also participated in the following:

- Three (3) Technical Experts Dialogues and Ad Hoc Work Programme Meetings under the New Collective Quantified Goal on Climate Finance (NCQG) as well as negotiations at COP29, where a New Collective Quantified Goal on Climate Change agreed at COP29.
- Two (2) meetings on Article 2.1 C and Article 9 under the Paris Agreement.
- Consultant retained with the IDB on the Roofs to Reefs Investment Plan where an Agreement was signed on December 11, 2024.
- Co-facilitator at COP29 of two (2) Agenda Items - UAE Dialogue under the GST and 7th Review of the Financial Mechanism.



FOREIGN POLICY, INTERNATIONAL RELATIONS AND AID

Section Six



FOREIGN POLICY, INTERNATIONAL RELATIONS AND AID


A. RESILIENCE AND SUSTAINABLE DEVELOPMENT

Can Artificial Intelligence support the formulation of national policies to forge sustained development and build the necessary resilience to climate change for SIDS?

Artificial Intelligence (AI) can play a transformative role in helping Small Island Developing States (SIDS) formulate and implement national policies for sustained development and resilience to climate change. AI can support these efforts in several ways:

1. Data Collection and Data-Driven Policy Formulation and Analysis.

- **Environmental Monitoring:** AI-powered tools can collect and analyse satellite imagery, oceanographic data, and weather patterns to monitor climate changes, rising sea levels, coral reef degradation, and extreme weather events in real-time.
- **Predictive Modelling:** AI can create models to forecast the impact of the climate crisis on ecosystems, water resources, fisheries, and coastal infrastructure, enabling data-driven decision-making.
- **Socioeconomic Insights:** AI systems can analyse demographic, economic, and social data to identify vulnerabilities in communities, helping policy-makers prioritise investments and support.
- **Real-Time Monitoring and Data Collection:** AI-powered systems can analyse satellite imagery, IoT devices, and social media data to provide real-time information on critical areas such as the climate crisis, natural disasters, and resource management.
- **Predictive Analytics:** Machine learning models can predict potential challenges (e.g., hurricanes, rising sea levels, economic downturns) and help policymakers design proactive strategies.
- **Simulation and Scenario Planning:** AI tools can simulate policy outcomes under different scenarios, allowing governments to assess risks and benefits before implementation.



2. Early Warning Systems

- **Disaster Risk Reduction:** AI-driven early warning systems can predict cyclones, tsunamis, and other natural disasters, providing timely alerts to reduce casualties and economic losses. AI can improve forecasting of extreme weather events and provide early alerts, enabling timely evacuation and disaster response.
- **Flood and Storm Surge modelling:** AI can enhance the accuracy of flood risk assessments, ensuring better preparedness and mitigation planning.

3. Sustainable Resource Management and Economic Development

- **Renewable Energy Optimisation:** AI can optimise the deployment of solar, wind, and ocean energy projects, crucial for reducing reliance on imported fossil fuels and lowering emissions.
- **Agriculture Innovation and Fisheries Management:** It can support precision agriculture, monitor fish stocks, and recommend sustainable practices to secure food supplies and livelihoods. AI-based tools can improve crop yields through precision agriculture, pest detection, and weather forecasting, ensuring food security.
- **Optimizing the Blue Economy:** AI can support sustainable management of marine resources by monitoring illegal fishing, predicting fish migration patterns, and analyzing ocean health.
- **Tourism Management:** It can help balance tourism growth with environmental sustainability by monitoring tourist behaviours, predicting peak seasons, and optimizing resources.

4. Climate Adaptation and Mitigation and Disaster Resilience

- **Early Warning Systems:** AI can improve forecasting of extreme weather events and provide early alerts enabling timely evacuation and disaster response.
- **Risk Mapping:** AI-powered geospatial tools can identify areas most vulnerable to flooding, coastal erosion, or other climate-related risks, aiding in infrastructure planning.
- **Resource Optimisation:** It can optimise the distribution of critical resources like food, water, and medical supplies during and after disasters.

- **Infrastructure Resilience:** It can guide the design of climate-resilient infrastructure by simulating the effects of rising sea levels and extreme weather on buildings, roads, and other critical assets.
- **Carbon Emissions Tracking:** AI tools can monitor emissions and evaluate the effectiveness of mitigation measures, ensuring alignment with international climate agreements such as the Paris Agreement.

5. Policy Development, Building Resilient Infrastructure and Scenario Planning

- **Smart Urban Planning:** AI can analyse urban growth patterns and optimise land use to create resilient cities that can withstand environmental challenges.
- **Energy Optimisation:** It can support the adoption of renewable energy by predicting energy demand, optimizing grid management, and improving storage solutions.
- **Infrastructure Health Monitoring:** AI systems can monitor the condition of critical infrastructure, such as roads, bridges, and water systems, to prevent failures and guide maintenance.
- **Policy Simulation:** It can model the potential outcomes of various policy interventions, allowing governments to evaluate the trade-offs and benefits of different strategies.
- **Dynamic Adaptation:** AI systems can provide real-time feedback on policy effectiveness, enabling continuous refinement and adaptation based on emerging challenges and opportunities.

6. Community Engagement, Capacity Building and Social and Economic Equity

- **Localised Insights:** AI can translate complex climate data into actionable insights for local communities, empowering them to participate in decision-making processes.
- **Education and Awareness:** AI-driven platforms can deliver tailored educational content on climate resilience, fostering a culture of sustainability and preparedness.
- **Inclusive Policy Design:** It can analyse demographic data to ensure policies address the needs of

vulnerable populations, including marginalised communities, women, and youth.

- **Healthcare Access:** AI-driven telemedicine and predictive analytics can improve access to health-care services, especially in remote areas.
- **Education and Skills Development:** AI can personalise learning experiences and offer scalable education solutions, equipping populations with the skills needed for the future economy.

7. International Collaboration and Funding

- **Access to Global Expertise:** AI can connect SIDS with global networks of researchers, development agencies, and funders, fostering collaborative solutions to climate challenges. It can assess the financial viability of development projects, helping SIDS attract international funding and private investment.
- **Grant Applications and Impact Assessment:** AI tools can streamline funding applications by quantifying climate risks and demonstrating the potential impact of proposed interventions.
- **Monitoring Aid Effectiveness:** It can track and evaluate the impact of foreign aid and development projects, ensuring accountability and efficient use of resources.
- **Facilitating Partnerships:** AI tools can connect governments, NGOs, and private sector partners, fostering collaboration on shared goals like climate action and sustainable development.

Challenges and Considerations

In order to maximise the benefits of AI, SIDS must address several challenges such as:

- **Data Gaps and Availability:** Ensure reliable and comprehensive datasets for AI systems to work effectively. Limited access to high-quality, localised data in SIDS can hinder AI applications.
- **Capacity Building:** Invest in digital infrastructure, training, and local expertise to develop and manage AI solutions.
- **Ethical Artificial Intelligence use and Cultural Sensitivities:** AI systems must be designed with respect to local contexts and traditional knowledge

systems. Develop frameworks to ensure AI is used responsibly, avoiding biases and promoting transparency.

- **Cost Management:** Ensure AI solutions are affordable and scalable for smaller economies.
- **Infrastructure and Skills:** Investment in digital infrastructure and capacity-building is essential for effective AI deployment.
- **Cost and Accessibility:** To ensure affordable and equitable access to AI tools is critical.

By integrating and leveraging AI into national development strategies, SIDS can enhance their capacity to adapt to global challenges, foster sustainable growth, and build resilience against external shocks.

SIDS can develop more informed, adaptive, and resilient policies that support sustained development while addressing the unique vulnerabilities posed by climate change. However, achieving these outcomes requires strong leadership, international partnerships, incredible amounts of financing, skilled individuals in the subject area, and a focus on inclusive, ethical, and sustainable AI deployment.

B. INTERNATIONAL TRADE POLICY AND FOREIGN RELATIONS

The Ministry of Foreign Affairs continued in 2024 to pursue its mandate to seek out opportunities, regionally and internationally, bilaterally and within multilateral fora, to promote harmonious relations, to highlight the profile of Barbados as a democratic nation which respects the rule of law and adherence to human rights principles, and to facilitate the economic and social development of the country.

Ambassadors were accredited to the USA (H.E. Mr. Victor Fernandes), the United Arab Emirates (H.E. Dr. Annalee Babb), and Ghana (H.E. Mrs. Juliette Bynoe-Sutherland).

Important engagements were held with partners in CARICOM, Cuba, The Bahamas, Saint Lucia, United States of America, Canada, Panama, Venezuela, Colombia, China, India, Japan, Ireland, United Kingdom, Liberia, Palestine, and at the Climate Vulnerable Forum and Vulnerable Group of Twenty (CVF-V20), the United Nations, the Organization of American States, and the Commonwealth.



The Ministry engaged in meetings and worked towards the negotiation and signing of agreements with the goal of positively impacting critical areas of national development including health, education, business development, security, public sector modernisation, capacity building, technical and economic cooperation, culture, sports, trade and investment and people-to-people exchanges.

Forty-Seventh Regular Meeting of the Conference of Heads of Government of the Caribbean Community (CARICOM)

Barbados participated actively in the Forty-Seventh Regular Meeting of the Conference of Heads of Government of the Caribbean Community (CARICOM), held in Saint George's, Grenada from July 3rd to 5th 2024. Prime Minister, the Honourable Mia Amor Mottley S.C. M.P., in her capacity as the Lead Head with responsibility for the implementation of the CARICOM Single Market and Economy (CSME) updated her colleague Heads on the progress with respect to the Common External Tariff and Rules of Origin Regimes, and developing model laws to support the harmonisation of business laws and promote mutual recognition.

CARICOM Relations

CSME National Consultations (Free Movement Regime)

During October to November 2024, the Ministry of Foreign Affairs and Foreign Trade embarked on comprehensive national consultations to engage with the public service, academia, religious community, private sector and civil society on the CSME to enable decision-makers to: learn about and address the concerns of partners and stakeholder groups; ensure that Barbados' participation in the regime is in accordance with its national interests; and to prepare for significant progress towards the implementation of the expanded movement regime under the Chairmanship of Barbados from January 1st to June 30th 2025.

Cuba

In June 2024, Barbados submitted a Memorandum of Understanding on Tourism Development, drafted by the Ministry of Tourism and International Transport, for Cuba's consideration aimed at modernising the existing Air

Services Agreement between Barbados and the Republic of Cuba. This proposed agreement covered multi-destination tourism, language-training, cultural sensitisation, and hospitality exchanges, among other activities. It reflected the current aviation environment and will, inter alia, allow Barbados to designate a carrier from within the Caribbean Community (CARICOM), and to introduce an open skies arrangement between the two countries, thereby providing a solid foundation for air travel critical to enhancing commercial ties and opportunities.

The Bahamas

The Bahamian government offered a donation of USD\$100,000.00 to assist with the recovery effort for the Barbadian fisher-folk community in the aftermath of Hurricane Beryl. Barbados is committed to cooperating with international bodies and bilateral partners to ensure that recovery initiatives in the aftermath of Hurricane Beryl are implemented promptly and effectively, particularly as it relates to the rebuilding of its fishing industry.

Saint Lucia

On May 24th 2024, following his presentation of credentials, Barbados' non-resident High Commissioner to Saint Lucia, H.E David Comissiong, met with officials of the Ministry of External Affairs of Saint Lucia and exchanged views on possible collaboration between the two governments in the areas of crime reduction, youth development, culture and the arts. At the meeting, Ms. Nancy Nicholas, Director of Political, Economic and Development Cooperation for Saint Lucia, restated Saint Lucia's support for the Bridgetown Initiative and commended the Mottley Administration for its firm advocacy for the interests of Small Island Developing States (SIDS).

United States of America

United States of America- Sister City Agreement Bridgetown and New York City

On November 27, 2024, Barbados and New York City signed a Sister City Agreement establishing a mechanism for consultations on matters of mutual interest, inspired by the good works of Barbadian-American Congresswoman Shirley Chisholm and the desire to create an avenue to honour and preserve her life and legacy. The formal signing ceremony held at New York's City Hall saw Barbados' Consul General, Lorenzo Harewood, and New York Mayor, Mr. Eric Adams, sign the agreement. The signing of this agreement is expected to lead to deepening of cooperation in the areas of education, tourism and cultural exchanges.

The United States Export-Import Bank – Memorandum of Understanding

The United States Export-Import Bank (USExim Bank) and Barbados signed a Memorandum of Understanding in November 2024 to provide US\$500 million to improve critical sectors, including renewable energy, cybersecurity, water and sanitation, and maritime domain awareness. The MOU is expected to facilitate financing of US-made goods and services for government projects that align with the island's push for 100 per cent renewable energy by 2030 and enhanced digital security.

Canada

The Third Canada-CARICOM Senior Officials Dialogue was held virtually on June 12, 2024, co-chaired by Assistant Deputy Minister for the Americas, Glen Linder, and Permanent Secretary for the Ministry of Foreign Affairs, International Business, Trade and Energy of Dominica, Barbara Daile. Ambassador Donna Forde, Director General of the Ministry of Foreign Affairs and Foreign Trade, in her submission called for policy actions from Canada and the global community to invest and provide functional co-operation to promote inclusive and sustainable development in the Caribbean.

Bilateral Engagement

In October 2024, the Minister of Foreign Affairs and Foreign Trade, the Hon. Kerrie D. Symmonds, convened a meeting with Her Excellency Brenda Wills, the new High Commissioner of Canada. The parties discussed regional security, the crisis in Haiti and other critical matters of mutual interest.

Canada Caribbean Seasonal Agricultural Workers Programme Annual Review Meeting

Barbados hosted the 58th Canada Caribbean Seasonal Agricultural Workers Programme Annual Review Meeting (SAWP) from November 12th to 15th, 2024. The meeting provided the opportunity to evaluate the programme.

Panama

During her first official visit to Barbados in March 2024, the Honourable Janaina Tewaney Mencomo, Minister of Foreign Affairs of Panama, had bilateral engagements with the Honourable Mia Amor Mottley, S.C., M.P., Prime Minister of Barbados, and the Hon. Kerrie D. Symmonds, Minister of Foreign Affairs and Foreign Trade. The parties discussed the importance of food sovereignty, emphasizing its significance, as well as the vital role of logistics, and other matters of mutual interest.

Barbados-Panama Air Services Agreement

During her first official visit to Panama, April 04, 2024, Prime Minister the Honourable Mia Amor Mottley, S.C, M.P., witnessed the signing of an Air Services Agreement with Panama.

Embassy of Panama at Bridgetown

On May 2, 2024, the Ambassador-designate of Panama in Barbados, H. E. Xiomara Pérez, presented Her Excellency the Most Honourable Dame Sandra Mason FB, GCMG, D.A., Q.C., LLD, President of Barbados, with the Letters of Credence accrediting her as the first resident Ambassador of the Republic of Panama to Barbados.

On June 29, 2024, Her Excellency the Most Honourable Dame Sandra Prunella Mason, FB, GCMG, D.A., Q.C., LLD, President of Barbados, made a historic visit to Panama. This marked the first Presidential visit, symbolizing a significant milestone in the bilateral relationship between the two countries. The President's visit was to represent Barbados at the inauguration of His Excellency Mr. José Mulino, President of Panama, on July 1, 2024. During her trip, the President also met with Barbadians who have made notable contributions across various sectors in Panama, including aviation, education, and telecommunications.

Venezuela

Iribarren Trade Mission to Barbados

On December 11, 2024, Barbados welcomed a delegation from the Iribarren Municipality. This mission sought to explore new reciprocal market opportunities.

Colombia

Colombia hosted the inaugural Pan-American Congress from August 2nd to 5th, 2024 in Bogotá. The Congress brought together representatives of North, South and Central America to discuss hemispheric cooperation in the areas of democracy, the climate crisis and peace. This inaugural Congress included political leaders from the hemisphere and developed proposals to address the aforementioned areas.

China

Hope Project/Food Security and Entrepreneurship Project

The Ministry facilitated discussions between the relevant officials of the Barbados Government and The People's

Republic of China and was able to get construction re-started on the projects. There had been a lengthy work stoppage on both sites. The on-going Hope Agricultural Training Institute Project and the UWI Centre for Food Security and Entrepreneurship Project are both funded by Chinese grant funds. The projects are aimed at development in the fields of agriculture and education, which are both of great importance to Barbados.

7th Chinese Medical Team

In September 2024, the 7th Chinese Medical Team arrived from China to provide medical services for a one-year period at the QEH. The Ministry was involved in the negotiation process between the Ministry of Health and Wellness and the Chinese Government and in arranging for the arrival of the team. The team included experts in paediatrics, anaesthesiology, nuclear medicine, acupuncture and other fields.

India

The Ministry participated in the 2nd India-CARICOM Summit which was held in November 2024. In the margins of the Summit, Prime Minister Mottley met with Prime Minister Modi and reaffirmed the close relations between Barbados and India. The Government of India promised to provide increased scholarships and training opportunities; a regional forensic centre; assistance with the digital transformation; the supply of passenger and cargo ferries; affordable generic medicines; setting up of drug testing laboratories; provision of radiation technology, cancer therapy, dialysis machines and sea ambulances.

Japan

The Minister of Foreign Affairs and Foreign Trade led a delegation to the 8th CARICOM-Japan Ministerial Meeting which was held in December 2024. The Ministerial Meeting aimed to forge greater dialogue and a more effective partnership between the region and Japan, while outlining the parameters for future cooperation on several issues of bi-regional interest to the two sides.

The Ministry facilitated Japan's provision of assistance to the island in the post-Beryl period, which saw the devastation of the fisheries industry.

Ireland

The Ministry of Foreign Affairs and Foreign Trade opened a resident Embassy in Ireland in April 2024. H.E. Dr. Cleviston Haynes was accredited a Barbados' first resident Ambassador to Ireland. By establishing the Embassy, the

Government of Barbados aimed to forge strong alliances with Ireland in key areas such as renewable energy, tourism and air services, agriculture, financial services, double taxation and investment treaties, and collaboration in strategies related to diaspora policy and engagement.

United Kingdom

The Ministry facilitated an official visit to Barbados by the UK Foreign Secretary, the Rt. Hon. David Lammy. Discussions focused on the climate crisis, trade and investment, security and development cooperation.

Liberia

The Ministry worked closely with the officials of Liberia and the two states established diplomatic relations in 2024. The Ministry then liaised with the Ministry of Culture to coordinate the inaugural Sankofa Pilgrimage in May 2024. The pilgrimage was part of the Government of Barbados' efforts to encourage greater cooperation between Barbados and the African continent. It created the opportunity for business and investment ventures and provided greater understanding of the socio-cultural and historic links between Barbados and Liberia.

Palestine

The Ministry spearheaded the efforts which resulted in June 2024 with the Cabinet of Barbados approving recognition of the State of Palestine and the formal establishment of relations with that State. Work is on-going on memoranda of understanding regarding cooperation in healthcare, agriculture and political cooperation. It is anticipated that these agreements will build a foundation for the deepening of friendship and cooperation.

Climate Vulnerable Group/Vulnerable Group of 20 (CVF-V20)

On Wednesday, September 25, 2024, in the margins of the 79th Session of the United Nations General Assembly, the Prime Minister of Barbados, the Honourable Mia Amor Mottley, S.C., M.P., assumed the Chair of the Climate Vulnerable Forum and Vulnerable Group of Twenty (CVF-V20) for a two-year tenure, following the completion of Ghana's term as Chair of that organisation. The Prime Minister identified Her Excellency the Most Honourable H. Elizabeth Thompson to serve as her Sherpa during the Barbados presidency.

The Prime Minister identified three strategic pillars that will shape her tenure as CVF-V20 Chair: debt and climate, climate and health, and multidimensional aspects of climate change.

In October 2024, a delegation of the CVF-V20 Secretariat, located in Accra, Ghana and led by the Secretary General of the CVF-V20, H.E. Mr. Mohamed Nasheed, conducted a working visit to Barbados and met with the Prime Minister, Minister in the Ministry of Finance and Economic Affairs, and the Governor of the Central Bank. The discussions focused on Barbados' leadership of the CVF-V20 and its strategic framework in that regard over the next two years. It was agreed that the Honourable Ryan Straughn, M.P., would chair the V20 Group of Finance Ministers and that Dr. Kevin Greenidge, Governor of the Central Bank of Barbados, would lead the V20's Central Bank Governors' Working Group.

Human Rights and Multilateral

Antimicrobial Resistance (AMR)

Prime Minister, the Hon. Mia Mottley, S.C., M.P., presently serves as Chair of the Global Leaders Group on Antimicrobial Resistance. The emergence of Antimicrobial Resistance (AMR) represents one of the most worrisome global public health challenges of modern times. Over the course of 2024, Barbados' Permanent Representative to the United Nations in New York, H.E. Mr. François Jackman, co-facilitated the inter-governmental negotiations on the Political Declaration which was unanimously adopted at the conclusion 2nd United Nations High Level Meeting on AMR. The High Level Meeting on AMR took place on September 26th 2024, during the high-level week of the 79th Session of the United Nations General Assembly.

Response to the Climate Crisis

During the period April 22nd to 26th, 2024, Barbados successfully hosted an in-person public hearing of the Inter-American Court of Human Rights (IACtHR) in the context of judicial proceedings initiated by the Governments of Chile and Colombia and in which the Court was requested to render an advisory opinion on the central question of "the climate emergency and human rights". The public hearing afforded the sixty-four interveners that joined the proceedings to present their oral pleadings before the Judges of the Court. The list of interveners comprised 5 Member States of the Inter-American system, including Barbados; organs and bodies of the Inter-American and UN systems; as well as non-governmental organisations (NGOs) working in the fields of climate justice, environmental sustainability and human and civil rights.

Barbados also participated in the International Court of Justice (ICJ) oral hearings on the climate crisis that took place on December 2nd and 3rd, 2024, at the seat of the

Court in The Hague. Minister of Foreign Affairs and Foreign Trade, The Hon. Kerrie D. Symmonds, M.P., led Barbados' delegation to the ICJ oral hearings, which represented the culmination of pleadings by sovereign States, international organisations and NGOs that had joined the advisory opinion proceedings, currently before the ICJ, regarding the climate crisis. These proceedings were initiated by United Nations (UN) Secretary-General, Antonio Guterres, on behalf of the UN membership in fulfilment of UN General Assembly resolution 77/276 titled "Request for an advisory opinion of the International Court of Justice on the obligations of States in respect of climate change". Barbados is one of a group of small states that had partnered with Vanuatu to spearhead the process within the United Nations (UN).

World Health Organization (WHO)

As at June 2024, Minister of Health and Wellness, Senator Dr. The Most Honourable Jerome X. Walcott, F.B., J.P., assumed the chairmanship of the Executive Board of the World Health Organization (WHO). Barbados is currently serving on the Executive Board for the 2023-2026 period. The WHO Executive Board is one of the organization's main governing bodies and is mandated "to implement the decisions and policies of the World Health Assembly, and advise and generally to facilitate its work". The World Health Assembly is itself the decision-making body of the WHO, comprising representatives of the organization's full membership.

BBNJ Agreement

On September 26th, 2024, Barbados simultaneously signed and ratified the inter-governmentally negotiated Agreement on Marine Biodiversity of Areas beyond National Jurisdiction (BBNJ Agreement), thereby becoming the 13th State Party to the Agreement. The BBNJ Agreement is the third implementing agreement concluded under the United Nations Convention on the Law of the Sea (UNCLOS) and will enter into force 120 days following deposit of the 60th Instrument of Ratification.

Candidatures

CEDAW: Barbados' candidate for membership to the United Nations Committee on the Elimination of Discrimination against Women (CEDAW), Professor Emerita the Most Honourable V. Eudine Barriteau, was on June 7th, 2024 successfully elected to serve on the Committee for the 2025-2028 period. She is one of only two Barbadian nationals who have served in this capacity.

CDB: On December 6th, 2024, Barbados' candidate for President of the Caribbean Development Bank (CDB), Mr. Daniel Best, was successfully elected to the position, becoming the seventh President in the bank's 55-year history and the second Barbadian national at its helm.

UNESCO: In June 2024, Barbados was elected to the Intergovernmental Committee for the Safeguarding of Intangible Cultural Heritage of the United Nations Educational, Scientific and Cultural Organization (UNESCO) for the 2024-2028 period.

Organization of American States

Barbados participated in the 54th General Assembly of the Organization of American States (OAS), held in Asunción, Paraguay, June 26th to 28th, 2024. Notably, the General Assembly approved a resolution for "Continued efforts toward the immediate restoration of security, strengthening of humanitarian assistance, promotion of socioeconomic development, and support for protecting human rights and democracy in Haiti". Member States and the international community were urged to donate humanitarian aid to Haiti and support the Multinational Security Support Mission.

The Commonwealth

The Ministry coordinated Barbados' participation in the Commonwealth Heads of Government Meeting which was held in Samoa in October 2024. The CHOGM is the primary policy and decision-making forum of the Commonwealth and attendance at the meeting served not only as a reiteration of the high importance Barbados accords to the organisation and its Member States, but it was also an opportunity for Barbados to engage in meaningful dialogue on matters of national, regional and global significance.

C. OFFICIAL DEVELOPMENT ASSISTANCE- UNDP

United Nations Disaster Risk Reduction (UNDRR)

The United Nations Disaster Risk Reduction (UNDRR) and partner organisations supported Barbados in monitoring their progress in reducing losses and damages at levels through publicly accessible disaster information management systems. In this perspective UNDRR has supported the development of the Barbados Disaster Risk Information Management Systems (DRIMS). DRIMS refers to a digital repository of data designed to store and access information related to disaster risks, allowing for better planning, early warning systems, and land suitability

mapping to mitigate the impacts of climate-related hazards and other disasters; it is primarily focused on improving disaster risk reduction (DRR) strategies within the country. These systems would be linked to the new disaster losses and damages tracking system that will replace the existing DesInventar with a more comprehensive and interoperable tracking system that will cover both hazardous events, as well as disaggregated losses and damages at localised scales.



UNDRR supported the development of the national strategies for disaster risk reduction (Country Work Programmes) for Barbados. This support focused on incorporating risk considerations into this strategy while ensuring a comprehensive approach to risk management that aligns climate crisis agendas, disaster risk reduction, and sustainable development goals in Barbados. UNDRR collaborated closely with CDEMA, the University of the West Indies, and USAID/PROSE to assist Barbados, working under the leadership of the National Disaster Risk Management Organisations in Barbados, the Department of Emergency Management (DEM) of Barbados.

United Nations Children Fund (UNICEF) provided technical expertise to the United Nations Secretary-General's Early Warnings for All (EW4ALL) initiative, advocating child-responsive design and implementation. UNICEF provided input into a multi-hazard gap analysis and supported the development of the EW4ALL implementation plan for Barbados which is one of two pilot countries. It is anticipated that UNICEF's contributions focused on communication, data collection, and early warning systems tailored to the specific needs of children.

UNICEF partnered with the OECS, UNESCO, and CARICOM to improve education systems in Barbados, focusing on data collection, monitoring, and strengthening educational practices. Through resource mobilisation and capacity building at the 9th Annual Statisticians Meeting, UNICEF has supported the professional development of the Ministry of Education, Technological and Vocational Training statisticians to enhance data-driven education policy and programming across member states. Progress was also made in the Caribbean Safe School Initiative. Barbados approved the CSSI policy, and a monitoring tool was developed. A cost-cutting proposal for the Secretariat, supported by CDEMA, was completed, and discussions for further funding are ongoing. Additionally, 346 educators were trained in disaster risk management, impacting over 5,000 students and 3,950 parents. The migration of curriculum-based digital content items to Ministry of Education platforms in Barbados is progressing, with completion expected by April 2025. Capacity-building programmes for teachers in Barbados will be completed by March 2025, with a detailed support programme set for early 2025. The GIGA initiative has improved education in the Eastern Caribbean by enhancing school connectivity and resilience. It has developed the Children's Climate Risk Index-Disaster Risk Model (CCRI-DRM) and helped ministries address connectivity gaps. Workshops for senior officials have focused on managing connectivity and financing, ensuring sustainable digital inclusion. Through these efforts, GIGA is working to provide equitable access to quality online resources and meaningful connectivity for students in Barbados.

Quality Early Childhood Development (ECD) for children aged 0-8 years is a critical foundation for lifelong learning. Many caregivers for children under five lack formal ECD certification, making capacity development and training essential for enhancing ECD quality. Governments and partners are committed to strengthening the knowledge, skills, and competencies of parents, including adolescent mothers, teachers, and other frontline caregivers. These efforts foster child engagement in safe, inclusive environments, support responsive parenting, and promote meaningful play and child-centred experiences for sustainable learning and holistic development. Professional development in curriculum delivery, resource utilisation, technology integration, and support for children with developmental challenges significantly enhances learning access and student performance.

These initiatives have benefited key stakeholders and children across Barbados. The Early Childhood Symposium, a collaboration between the Child Care Board in Barbados and UNICEF ECA, empowered 350 stakeholders to create safe, inclusive learning environments for children aged

0-8. This advocacy platform emphasised nurturing care's importance, benefiting over 6,000 children with improved care and learning in ECD settings. Supporting children's right to early learning and education is a core mandate of UNICEF, both in development and humanitarian situations. Advocacy efforts led to the Ministry of Youth in Barbados committing to institutionalizing child protection training for all personnel working with children and youth.

Technological Integration: To further enhance child safety, UNICEF expanded the MyChild Helpline App, equipping parents/caregivers and teachers with tools to understand young people's online activities, identify risks, implement safeguarding measures, and support children's safety.

National evaluation capacity development was undertaken with the organisation of a Caribbean ExCEL leadership event with seven Caribbean countries including Barbados organised in partnership with National Public School Singapore, the University of the West Indies, the UNICEF Regional Office and the Evaluation Office. In terms of monitoring and evaluation, an inception report has been completed on an evaluation of the education sector response to COVID-19, and data collection is ongoing. Sixty-five children used one-minute videos to advocate for various rights, while 80 children in Barbados engaged Cabinet members on child rights concerns. Additionally, 200 children, aged six to 17, used the 19th Annual Caribbean Child Research Conference held in Barbados to advocate for their rights and have their voices acknowledged by policymakers. Collaboration with the University of the West Indies on the Child Research Conference and ongoing talks with a leading regional evangelical faith-based organisation furthered advocacy against violence towards children.

United Nations Development Programme (UNDP)

PACE Justice

In 2024, the PACE Justice Project achieved a significant milestone with the establishment of a Working Committee in Barbados. This committee is chaired or championed by the Attorney General. Comprising senior leaders such as heads of police, heads of prisons, senior members of the judiciary, and Directors of Public Prosecutions (DPPs), this committee ensured high-level commitment, strategic alignment, and collective buy-in for the design and implementation of initiatives across the project's three output areas. The establishment of a committee has been a strategic success, as the project's significant strides in 2024 would not have been possible without their involvement and support.

The PACE Justice Project finalised a purpose-driven, evidence-based work plan. Developed through a collaborative process, the PACE Justice team worked closely with the Working Committee to ensure the work plan was tailored to the specific needs and priorities of national stakeholders. This approach allowed for the integration of country-specific challenges and opportunities while maintaining alignment with the overarching goals of the project. The work plan was carefully designed to balance local relevance with regional cohesion, ensuring that efforts contribute to the project's output areas. The work plan was approved by the Project Steering Committee, signifying consensus and high-level endorsement.

Training in Criminal Mediation, Restorative Justice and Children in Conflict with the Law: The PACE Justice Project's flagship training in 2024 focused on criminal mediation, restorative justice, and children in conflict with the law. Criminal justice stakeholders were trained. This training initiative garnered overwhelmingly positive feedback from participants for its combination of global best practices, theory and practical strategies. Through the promotion of alternative justice practices, such as mediation and restorative justice, these trainings highlight how reducing the reliance on traditional court proceedings can effectively contribute to backlog reductions and better outcomes for child offenders.

The set-up of multiple countries on UNDP's new ERP system posed a challenge as PACE Justice was the first multi-country project globally, to be set up on the system. This necessitated numerous meetings with the country offices, our Regional Bureau and Global Support Services, testing of payments, sharing of data in real-time to troubleshoot issues. The project is now successfully set up with very close monitoring of the system to ensure that issues encountered are resolved quickly to facilitate smooth and streamlined functionalities.

A significant challenge faced by the project was the lack of access to baseline data and the repository of research that informed the project's initial development. Without this foundational information, work planning had to begin from scratch. However, through strong teamwork and close collaboration with stakeholders, the project team was able to develop meaningful, purpose-driven work plan. Despite the challenge, the team successfully navigated this gap by leveraging regional insights and building a work plan that was both relevant and aligned with the project's goals.

Bureaucracy emerged as a challenge for the project, particularly in the implementation of a strategy to front-load the procurement of critical equipment to accelerate delivery timelines. Despite the strategy's intention to propel progress, lengthy procurement processes and delays in receiving feedback from headquarters, hindered the expedited results initially anticipated. These delays impacted the pace of delivery and created bottlenecks in the implementation process.

• *CariSECURE 2.0*

The project achieved significant milestones by formalizing strategic partnerships with four renowned institutions—American Bar Association (ABA), Media Institute of the Caribbean (MIC), Caribbean Broadcasting Union (CBU), and the University of Pennsylvania (UPENN), as well as engaging an experienced ICT consultant. These partnerships provided unparalleled expertise and resources to advance the project's two objectives, delivering transformative and far-reaching impacts.

Key achievements through these partnerships included:

- Capacity Assessments and Crime Observatory Work: Conducted organisational capacity assessments, training needs analyses, and foundational crime observatory initiatives in Barbados.
- ICT Ecosystem Development: Delivered comprehensive ICT assessments for Barbados, offering tailored recommendations for improving crime data systems.
- TIP Training Needs Assessment: Facilitated country-specific focus groups and developed a comprehensive Training Needs Assessment Report to shape TIP-related activities for the remainder of the project.

• **TIP Visibility Campaigns:** Supported TIP awareness efforts with billboards, bus wraps, and social media campaigns in Barbados for the World Day Against Trafficking in Persons.

International Telecommunications Union (ITU)

The Smart Seas Toolkit (SST) for Disaster Resilience ("Smart Seas") Project is a joint initiative of the International Telecommunication Union (ITU), Caribbean Telecommunications Union (CTU). It sets out to increase the resilience and ultimately preserve the lives of small-scale fishers through information and communications technologies (ICTs). A gap analysis of the maritime communications enabling environment was conducted for Barbados, and revealed a

number of gaps and key findings across compliance with UN conventions and recommendations, the ecosystem, operations, capacity and the policy and regulatory environment. Gap-filling tools were developed as part of the online Smart Seas Toolkit, which agencies in Barbados were trained on.

Further recommendations on priorities to enable accessible communications at sea for fisherfolk are captured in an Agenda for Accessible Communications at Sea for Small-scale Fishers, which is under finalisation. This Agenda considers the present state, as well as the role that emerging technologies can play in filling gaps in affordable, accessible communications.

United Nations Population Fund (UNFPA)

National government and regional institutions in Barbados have significantly enhanced their capacity to collect, analyse and utilise data to address structural inequalities and advance marginalised groups. Collaborative efforts through platforms like the Caribbean Forum on Population and Development allowed the Government of Barbados to exchange knowledge on demographic challenges such as low fertility, ageing, and migration. Capacity-building initiatives, including the National Transfer Accounts training, equipped government officials and financial institutions with tools to interpret demographic and gender data. Training on Population Mainstreaming further strengthened the integration of demographic data into policy-making and social protection strategies. Through these integrated efforts in data strengthening, regional collaboration, and policy development, the SDGs JP has accelerated progress toward the SDGs, to ensure long-term policy changes, increased outreach, and sustainable development in the Caribbean.


International Labour Organization (ILO)

On May 24, 2024 - Barbados has signed the International Labour Organization's (ILO) Convention (C-189) on Domestic Workers, providing protection for domestic workers against exploitation by their employers.

World Food Programme (WFP)

Exploring digital financial solutions for Social Protection in 2024, the WFP supported Barbados to explore opportunities for the use of digital payments to improve efficiency in the delivery of social assistance, also taking into consideration opportunities for financial inclusion of men and women across life stages. WFP collaborated with the Ministry of People Empowerment and Elder





Affairs (MPEA) to implement a research study on Digital Financial Inclusion. The study examined the state of digital payments and digital financial inclusion in Barbados, as well as opportunities for leveraging digital financial technologies for social protection payments.

The research included key informant interviews with institutional stakeholders, focus group discussions with social assistance beneficiaries, and an island wide Digital Readiness Survey of micro, small, and medium-sized retailers, and businesses. Additionally, WFP hosted a stakeholder workshop with representatives from various relevant sectors to further explore digital payment solutions for social protection programmes. The joint research culminated in a comprehensive report with strategic policy recommendations which was submitted to the MPEA.

Testing Preparedness Through Simulation:

In 2024, an integral part of hurricane preparedness, which build on previous training modules developed, culminated in a simulation exercise (SIMEX) in Barbados. WFP facilitated a sea bridge simulation exercise in partnership with CDEMA in Barbados extended WFP's focus from national capacities to regional coordination. By simulating the logistical flow of relief supplies from Barbados to affected islands, this exercise tackled one of the Caribbean's most significant disaster management challenges: inter-island supply chain continuity. The engagement of diverse stakeholders demonstrated the feasibility of regional cooperation in optimizing disaster relief efforts. The exercise brought together 42 stakeholders (17 women and 25 men) from 23 agencies, including national disaster management offices, CDEMA, and other humanitarian partners.

Completion of the Regional Logistics Hub:

A major achievement in 2024 was the completion of the Regional Logistics Hub, located in Barbados. The state-of-the-art facility will serve as a centralised location for coordinating responses and downstream transport solutions in an emergency. Furthermore, it will provide appropriate warehousing and training solutions designed to both enhance Caribbean emergency preparedness and readiness and provide a facility from which large-scale humanitarian responses could be launched. The facility is a key component of the overall WFP strategy to strengthen the capacity of CDEMA and its Participating States in all areas of emergency supply chain management

E-Learning:

Democratizing Knowledge for Emergency Logistics Human capacity development in the region is a critical component for an improved coordinated response to manage current and future emergencies. A major achievement in 2024 was the launch of a comprehensive eLearning course in Emergency Logistics for disaster management professionals in the Caribbean, including. WFP's e-learning course represents a shift toward accessible and scalable capacity building.

Covering nine core modules of supply chain management, the course reflects the region's unique logistical environment, ensuring its relevance for Caribbean disaster management professionals. This digital innovation democratises access to specialised knowledge, reducing dependency on in-person training and enabling consistent skill-building across diverse geographic locations.

To further enhance policymaking, WFP published a country-specific Food Security and Livelihood Survey summary for Barbados. These localised reports provide government with actionable data to develop context-specific strategies, bridging gaps in food security systems and addressing the unique vulnerabilities. The reports offer detailed national-level insights, enabling government and partners to develop localised strategies to strengthen food systems and support vulnerable communities effectively.



ECONOMIC OUTLOOK FOR 2024

Section Seven

ECONOMIC OUTLOOK FOR 2024

Barbados' economy is poised for a sustained growth period in 2025 and beyond. It is anticipated and expected that the annual average expansion rate will be 3% of real GDP in the short-to medium-term. This is anticipated based on the continued investments by both the public and private sectors, as well as ongoing improvements in productivity and competitiveness.



Investments in key sectors such as tourism, business, utility infrastructure, renewable energy, and food security, are expected to support sustained growth, stimulate additional construction activity, and create more jobs.

The modernisation of digital, technological and operational systems to streamline processing times and reduce administrative burdens, along with targeted training programmes and capacity-building initiatives will equip the workforce with the skills required to thrive in emerging industries and further enhance the business environment and support the effort for increased productivity.

Furthermore, the tourism sector is poised for another strong year in 2025, with the demand for Barbados' tourism offerings during the winter season looking robust with increased forward bookings for the first quarter of 2025, added to the expectation that cruise ship activity will exceed the 2024 level, as thirty-four (34) more cruise calls

are scheduled for 2025. These critical developments are expected to support growth in related sectors such as accommodation, transportation, entertainment and other leisure activities, as well as contribute significantly to foreign exchange earnings and job creation across the economy.

According to the World Economic Outlook for January 2025, global economic conditions will significantly influence Barbados' growth prospects as global growth, particularly in tourism and the demand for goods and services in trade is expected to stabilise at 3.3 percent by year-end. Such growth potential may be curtailed by risks such as slower global growth, elevated inflation, and trade disruptions, especially in key markets like the UK, coupled with geopolitical tensions and the rising frequency of climate-related disasters can further underscore the need to build capacity and economic resilience.



The Government is advancing a national plan on climate resilience initiatives such as efficient renewable energy projects, sustainable tourism practices, and targeted feasible investments in disaster preparedness. Key sectors like tourism and agriculture are under threat to mitigate these risks by building capacity in these sectors through active engagement with multilateral institutions and development partners to provide access to technical assistance, concessional and grant financing, and related investment opportunities.

Furthermore, there must be a continued commitment to strengthening relationships with new Governance administrations, key trading partners and regional organisations to further enhance economic resilience by improving market access and fostering new avenues for investment.

In addition, global commodity prices are expected to moderate as domestic inflation slows, and the 12-month moving average inflation rate is projected to range between 1.5 and 2.5 percent for 2025 and 2026, due to the easing of international food and energy prices.

Unfortunately, rising geopolitical tensions that are evidenced in the most recent implementation of the USA immigration and technical cooperation foreign policy initiatives, along with disruptions to supply chains, inclusive of the ongoing Red Sea crisis and the Panama Canal water shortages, could lead to higher freight costs, uncertainty and economic instability. There is also the possibility of unfavourable weather conditions because of the climate crisis that could further limit agricultural production and potentially increase local food prices on top of the rising imported energy costs. All of these are instances of geopolitical disruptions that are unwanted and can cause greater pain and suffering.

Alternatively, there is a need for continued investment in infrastructure and climate resilience, while also supporting early debt repayment. The Government's commitment to fiscal and debt sustainability continues as it focuses on increased revenue collection and careful spending. It is also expected that sustained economic growth and fiscal surpluses will drive the debt-to-GDP ratio downward, to a target of 60 percent by FY2035/36.

As growth in construction activity is expected to continue, credit expansion will occur and will be bolstered by strategic investments to drive overall economic activity. Banks and finance companies are projected to maintain robust capital adequacy and liquidity levels, ensuring stability within the financial system.

Hence, public and private sector investments should remain central to achieving the nation's economic objectives, fostering resilience, and creating long-term prosperity. The achievement of this fundamental objective lies primarily in our ability to utilise the opportunities to transform critical sectors like tourism, renewable energy and other potentially capable emerging sectors, as well as enhancing our productivity, efficiency and competitiveness capabilities.





STATISTICAL APPENDICES

Section Eight

Statistical Appendices

Appendix 1	Direction Of Trade – Total Exports 1986 – 2024	A-1
Appendix 2	Direction Of Trade – Imports 2000 – 2024	A-2
Appendix 3	Selected Domestic Exports 2000 – 2024	A-3
Appendix 4	Visible Trade Balance – Imports And Exports 2000 – 2024	A-4
Appendix 5	Employment By Industry 2014-2024	A-5
Appendix 6	Direction Of Trade With Caricom Countries Domestic Exports 2014-2024	A-6
Appendix 7	Selected Interest Rates 1990 – 2024	A-7
Appendix 8	Selected Indicators In The Tourism Industry 2007-2024	A-8
Appendix 9	Tourism Arrivals By Country Of Residence 2004-2024	A-9
Appendix 10	Index Of Industrial Production 1997-2024	A-10
Appendix 11	Population, Rates Of Birth, Death And Infant Mortality 1987-2024	A-11

APPENDIX 1

Direction of Trade –Exports 2000 – 2024 (\$ M)

Year	Canada	CARICOM	Japan	Germany	United Kingdom	United States Of America	Venezuela	All Other Countries	Total Exports
2000	11.10	236.90	0.60	1.20	71.90	83.30	1.90	138.80	545.70
2001	14.30	216.20	0.40	1.20	60.60	73.50	2.40	150.10	518.70
2002	9.00	210.20	0.30	2.30	52.20	63.30	1.70	144.70	483.70
2003	7.80	201.50	0.20	2.30	55.00	67.30	0.00	165.40	499.50
2004	10.50	211.70	0.10	2.00	60.40	81.30	0.10	190.40	556.50
2005	13.00	268.30	0.10	2.90	60.50	91.90	0.40	275.60	712.70
2006	15.60	304.10	0.50	8.30	66.0 0	171.20	0.10	316.60	882.40
2007	17.90	326.90	0.10	6.50	94.40	170.20	0.40	333.40	949.80
2008	20.70	315.10	0.10	4.50	82.30	187.40	1.10	297.40	908.60
2009	20.10	282.50	0.20	4.70	65.60	169.70	0.90	268.40	812.10
2010	16.20	291.90	0.30	4.10	105.30	148.50	0.90	294.20	861.40
2011	15.10	389.90	0.00	4.80	110.10	137.00	0.70	359.30	1,016.90
2012	20.30	327.40	0.10	2.40	62.50	293.40	0.60	443.60	1,150.30
2013	23.80	330.80	0.30	4.50	17.30	165.50	0.50	392.50	935.20
2014	23.30	336.00	0.10	5.80	33.50	157.00	0.40	392.70	948.80
2015	17.40	311.10	0.60	2.20	28.10	310.30	0.10	296.00	965.80
2016	18.30	349.80	0.10	4.20	32.50	349.40	0.30	331.80	1,086.40
2017	17.30	323.50	0.10	2.90	28.20	246.10	0.40	348.60	970.80
2018	25.30	338.90	0.00	1.40	16.9 0	202.80	0.30	329.90	915.50
2019	30.60	339.80	0.00	0.80	17.90	180.30	0.10	318.60	888.20
2020	30.10	292.20	0.00	1.50	17.30	87.10	0.20	262.10	690.40
2021	24.50	285.90	0.00	3.70	9.60	127.30	0.10	249.40	700.30
2022	30.15	345.07	0.00	0.25	12.30	161.76	0.04	361.51	911.09
2023R	38.23	330.98	0.25	0.65	12.35	148.38	0.01	391.59	922.45
2024	39.59	321.86	0.28	1.70	16.45	161.06	0.00	381.59	922.53

SOURCE: Barbados Statistical Service.

APPENDIX 2

Direction of Trade – Imports 2000 – 2024 (\$ M)

Year	Canada	CARICOM	Japan	Germany	United Kingdom	United States Of America	Venezuela	All Other Countries	Total Exports
2000	96.50	459.10	120.10	36.60	186.70	943.90	13.80	455.40	2,312.10
2001	80.30	436.40	89.10	36.50	171.90	877.00	8.80	437.30	2,137.30
2002	74.80	463.20	90.10	35.60	157.40	850.70	9.00	460.70	2,141.50
2003	84.80	570.50	106.90	39.50	148.90	891.20	6.10	542.70	2,390.60
2004	107.80	698.70	128.10	41.80	166.50	1,027.70	8.20	647.10	2,825.90
2005	114.40	627.90	165.50	52.20	176.90	1,172.00	11.10	702.90	3,022.90
2006	120.20	857.90	119.70	44.70	189.90	1,205.00	8.40	712.30	3,258.10
2007	118.60	845.60	118.80	61.60	213.90	1,205.90	2.60	798.10	3,365.10
2008	121.40	885.50	126.40	56.30	185.00	1,274.40	2.30	841.70	3,493.00
2009	103.00	752.60	82.80	34.30	134.40	1,054.50	0.90	683.60	2,846.10
2010	106.40	1,046.90	85.80	45.30	128.40	1,036.80	0.30	727.70	3,177.60
2011	112.50	1,200.70	82.60	72.30	143.30	1,115.80	0.60	825.00	3,552.80
2012	96.70	1,306.20	71.70	37.70	132.80	1,083.60	0.30	793.40	3,522.40
2013	99.90	1,185.00	69.30	45.70	143.20	1,153.30	0.20	841.90	3,538.60
2014	81.80	988.90	65.10	48.40	139.10	1,124.20	0.10	1,030.80	3,478.40
2015	76.50	682.20	69.10	53.90	136.50	1,148.50	1.10	1,070.40	3,237.20
2016	73.50	585.30	86.70	66.80	157.80	1,181.80	0.00	1,095.50	3,247.30
2017	76.20	642.50	90.80	43.70	129.60	1,148.90	0.10	1,072.40	3,204.00
2018	67.90	661.00	82.10	38.50	132.20	1,071.30	0.10	1,147.26	3,200.20
2019	74.00	578.60	79.10	44.50	132.20	1,061.30	0.10	1,191.00	3,160.70
2020	73.40	517.00	92.90	29.00	145.50	1,173.10	0.00	972.60	3,003.50
2021	87.05	603.30	73.60	28.40	147.90	1,313.30	0.00	1,093.30	3,347.20
2022	91.86	947.34	71.12	25.63	182.66	1,522.58	0.00	1,313.15	4,144.33
2023R	85.76	1,084.75	113.18	39.42	210.46	1,561.14	0.00	1,152.45	4,247.17
2024	91.79	1,058.99	123.20	45.33	201.85	1,625.40	0.09	1,160.45	4,307.10

SOURCE: Barbados Statistical Service.

APPENDIX 3

Selected Domestic Exports 2000 – 2024 (\$ M)

Year	Sugar	Molasses	Rum	Lard & Margarine	Other Food & Beverages	Electrical Components	Clothing	Other Domestic Exports	Total Exports	Total Domestic Exports
2000	53.30	0.00	24.50	9.00	51.20	42.90	5.80	47.60	146.00	380.30
2001	44.00	0.00	36.00	9.40	55.60	37.80	3.40	43.40	123.10	352.70
2002	37.70	0.00	35.50	9.30	52.70	28.70	1.40	42.10	126.50	333.90
2003	41.00	0.00	33.60	8.90	36.80	29.40	1.80	41.90	136.00	329.40
2004	44.90	0.00	44.60	10.00	39.00	29.60	1.20	42.40	135.20	346.90
2005	44.40	0.00	50.70	10.90	47.70	56.30	2.60	56.10	158.30	427.00
2006	39.20	0.20	44.36	14.40	42.20	47.30	2.30	60.20	241.60	491.70
2007	37.30	0.00	67.50	15.40	52.80	31.00	1.60	74.60	318.60	598.80
2008	45.00	0.00	66.00	19.80	59.10	27.40	0.90	66.80	241.30	526.30
2009	36.20	0.00	57.20	18.70	48.20	18.10	0.60	58.20	202.40	439.60
2010	19.30	0.00	66.80	18.80	44.50	22.20	0.50	124.00	212.10	508.20
2011	21.20	0.00	70.90	19.10	49.40	22.70	0.60	140.70	209.50	534.10
2012	22.30	0.20	82.40	20.20	53.60	20.40	0.50	128.30	265.00	592.90
2013	15.90	0.20	86.10	20.20	58.10	15.20	0.60	82.90	255.40	534.60
2014	18.10	0.00	78.70	20.00	64.50	18.90	0.40	88.90	265.10	554.60
2015	7.20	0.00	76.30	18.60	58.60	17.00	0.40	93.60	234.30	506.00
2016	7.10	0.00	77.60	18.50	71.00	24.70	0.30	91.70	233.30	524.10
2017	13.50	0.00	83.90	19.70	67.60	19.90	0.00	72.70	232.40	509.80
2018	0.40	0.00	79.80	20.20	69.50	20.30	0.00	80.30	240.20	510.70
2019	0.60	0.00	76.80	20.10	67.00	18.60	0.00	77.80	250.50	511.40
2020	0.90	0.00	75.90	21.10	64.70	16.10	0.00	84.70	186.00	449.50
2021	1.80	0.00	84.50	23.40	76.70	16.10	0.10	68.60	175.90	447.00
2022	1.90	0.00	86.00	24.70	96.10	19.40	0.00	67.60	206.50	502.30
2023	5.66	0.01	93.07	29.81	96.72	13.72	0.33	61.42	181.93	481.67
2024	1.07	0.01	80.18	28.85	99.48	9.55	0.11	66.53	189.87	475.65

SOURCE: Barbados Statistical Service.

APPENDIX 4

Visible Trade Balance – Imports and Exports 2000 – 2024 (\$ M)

Year	Imports (CIF)	Domestic Exports	Re-Exports	Total Exports	Balance on Visible Trade
2000	2,312.10	380.30	165.40	545.70	-1,766.40
2001	2,137.30	352.70	166.00	518.70	-1,618.60
2002	2,141.50	333.90	149.90	483.70	-1,657.80
2003	2,390.60	329.40	170.10	499.50	-1,891.10
2004	2,825.90	346.90	209.60	556.50	-2,269.40
2005	3,022.90	427.00	285.70	712.70	-2,310.20
2006	3,258.10	491.70	390.80	882.40	-2,375.70
2007	3,365.10	513.50	436.40	949.80	-2,415.30
2008	3,493.00	526.30	382.30	908.60	-2,584.40
2009	2,846.10	439.60	372.60	812.10	-2,034.00
2010	3,177.60	508.20	353.20	861.40	-2,316.20
2011	3,552.80	534.10	482.80	1016.90	-2,535.90
2012	3,522.40	592.90	557.40	1150.30	-2,372.10
2013	3,538.60	534.60	400.60	935.20	-2,603.40
2014	3,478.40	554.60	394.20	948.80	-2,529.60
2015	3,236.20	506.00	459.80	965.80	-2,271.40
2016	3,247.30	524.10	562.30	1,086.40	-2,160.90
2017	3,204.00	509.80	461.00	970.80	-2,233.30
2018	3,200.20	510.70	404.80	915.50	-2,284.70
2019	3,160.70	511.40	376.70	888.20	-2,272.50
2020	3,003.40	449.50	240.90	690.40	-2,313.10
2021	3,347.20	447.00	253.30	700.30	-2,646.90
2022	4,144.33	502.30	408.79	911.09	-3,233.24
2023R	4,247.17	481.67	440.77	922.45	-3,324.72
2024	4,307.10	475.65	446.88	922.53	-3,384.57

SOURCE: Barbados Statistical Service.

APPENDIX 5

Employment by Industry 2014 – 2024 (\$000)

Industry	2014	2015	2016R	2017	2018	2019	2020*	2021	2022	2023	2024**
Accommodation & Food Services	15.4	15.8	15.2	15.0	16.6	15.6	9.2	11.7	14.1	13.1	15.9
Activities of Households as Employers	5.0	5.1	5.8	4.8	4.4	4.7	3.8	3.9	4.9	4.3	4.2
Administrative & Support Service	7.2	7.1	8.7	7.4	8.3	8.3	8.2	8.1	7.2	6.7	9.2
Agriculture, Forestry & Fishing	3.4	3.7	3.6	4.0	4.0	3.5	2.8	2.8	3.6	1.7	2.6
Construction, Mining & Quarrying	12.0	12.1	14.6	13.3	12.3	11.4	11.1	10	11.3	10.5	10.7
Education	7.2	7.3	5.7	7.6	6.0	6.7	6.9	7	7.2	6.0	8.4
Elec. Gas, Steam, Water & Air Conditioning Supply	2.4	2.9	2.0	2.9	3.1	2.3	1.7	2.1	2.6	25	2.7
Finance & Insurance	5.7	5.5	5.3	5.5	5.8	5.3	5.7	5.2	5.6	5.4	5.5
Human Health & Social Work	6.6	6.8	7.2	6.6	6.0	6.3	5.8	6.1	6.9	5.7	6.2
Manufacturing	9.5	9.8	8.6	8.9	8.0	7.4	7.3	7.2	6.3	7.2	9.7
Other Services	3.5	3.8	4.3	4.6	4.0	4.8	3.3	3.9	0.3	9.7	0.8
Professional, Scientific & Technical Services	4.2	4.5	4.8	4.2	4.6	4.7	5.5	4.9	6.5	7.2	7.5
Public Administration & Defense	8.7	9.6	11.4	9.6	8.7	7.4	9.9	11.6	4.7	3.4	3.1
Transportation & Storage	5.7	6.3	5.9	6.9	7.1	6.4	5.5	5.6	4.9	3.4	3.8
Wholesale & Retail Trade	21.2	20.2	23.9	20.3	19.3	19.1	16.9	16.5	13.6	12.6	11.7
Not Stated	0.0	0.2	0.0	0.2	1.6	2	0.9	1.1	6.5	5.6	9.8
Other Groups ⁶	7.0	7.6	7.0	8.1	8.6	8.9	6.8	6.6	18.6	18.7	14.6
TOTAL	124.8	128.2	132.9	129.9	126.2	124.8	111.3	133.0	124.8	123.6	126.4

*Average for the third and fourth quarter of 2020. Information was not collected for the first and second quarters due to national restrictions on movement.

** Average for the first to third quarters of 2024. Information was not collected for the fourth quarter due to a data breach in the Department in October 2024.

SOURCE: Barbados Statistical Service.

⁶ Other Groups includes the following industries: Information and Communications, Activities of Extraterritorial organisations & Bodies, Real Estate & Arts, Entertainment and Recreation.

APPENDIX 6

Direction of Trade with CARICOM Countries Domestic Exports 2014 – 2024 (\$000)

Country	2014	2015	2016	2017	2018	2019	2020	2021	2022	2023	2024
Antigua	17,699	16,305	16,608	16,143	29,076	18,594	14,822	13,181	12,806	12,889	14,129
Belize	2,505	3,146	3,116	3,389	2,033	2,407	2,689	2,678	4,000	4,088	5,099
Dominica	6,394	6,791	6,793	6,902	15,016	15,465	9,201	7,926	7,811	9,024	9,016
Grenada	18,477	14,975	16,885	16,507	18,180	18,392	13,092	12,415	16,707	13,969	14,963
Guyana	48,441	50,399	45,881	45,055	52,613	59,222	49,453	51,043	55,994	51,733	38,066
Haiti	1,575	588	473	867	1,044	638	1,311	1,303	1,518	1,329	526
Jamaica	29,223	35,839	34,214	36,517	39,223	59,650	54,780	51,106	69,652	66,192	64,534
St. Kitts & Nevis	10,509	11,656	12,365	13,452	15,575	15,897	8,932	8,810	10,967	7,484	10,823
St. Lucia	29,652	28,320	29,803	29,055	32,263	26,957	23,149	24,887	31,279	30,291	29,414
Montserrat	363	424	747	779	678	824	942	584	277	302	1,014
Suriname	4,844	5,805	7,527	8,532	9,677	11,221	5,755	4,300	5,194	6,386	5,200
Trinidad & Tobago	96,590	66,536	60,952	67,072	61,511	55,297	44,429	50,235	64,858	65,216	57,452
St. Vincent	19,459	19,294	21,730	18,852	18,912	20,510	18,018	13,156	13,175	12,068	15,231
Total	285,731	260,078	257,096	263,120	295,800	305,076	246,572	241,624	294,239	280,970	265,467

SOURCE: Barbados Statistical Service.

APPENDIX 7

SELECTED INTEREST RATES 1990 – 2024 (PERCENTAGES PER ANNUM)

Period Ended	Deposits - Minimum Rates					Prime	Barbados	U.S.A.
	Treasury Bills	Three Months	Six Months	Twelve Months	Savings	Lending Rate (1)	Bank Rate	Bank Rate
1990	8.06	5.50	5.50	5.50	5.50	10.25	13.50	6.50
1991	11.30	7.00	7.25	7.50	7.00	14.50	18.00	3.50
1992	6.60	4.00	4.25	4.50	4.00	10.75	12.00	3.00
1993	7.23	1.25	1.25	1.25	5.00	8.75	8.00	3.00
1994	7.77	5.00	5.00	5.00	5.00	9.75	9.50	4.75
1995	8.27	5.00	5.00	5.00	5.00	9.75	12.50	5.25
1996	5.61	5.00	5.00	5.00	5.00	8.75	12.50	5.00
1997	4.91	4.00	4.00	4.00	4.00	8.75	9.00	5.00
1998	5.70	4.00	4.00	4.00	4.00	8.75	9.00	4.50
1999	6.05	5.00	5.00	5.00	5.00	10.00	10.00	5.00
2000	3.85	4.50	4.50	4.50	4.50	9.50	10.00	6.00
2001	1.97	3.00	3.00	3.00	3.00	7.25	7.50	1.25
2002	1.51	2.50	2.50	2.50	2.50	6.75	7.50	0.75
2003	0.64	2.50	2.50	2.50	2.50	6.75	7.50	2.00
2004	2.76	2.25	2.25	2.25	2.25	6.50	7.50	3.15
2005	6.26	4.75	4.75	4.75	4.75	9.15	10.00	5.15
2006	6.56	5.25	5.25	5.25	5.25	10.15	12.00	6.25
2007	4.90	4.75	4.75	4.75	4.75	9.65	12.00	4.83
2008	4.81	4.00	4.00	4.00	4.00	9.00	10.00	0.86
2009	3.44	2.50	2.50	2.50	2.50	7.65	7.00	0.50
2010	3.35	2.50	2.50	2.50	2.50	7.65	7.00	0.50
2011	3.43	2.50	2.50	2.50	2.50	7.65	7.00	0.50
2012	3.61	2.50	2.50	2.50	2.50	7.65	7.00	0.50
2013	3.24	1.25	1.50	1.60	2.50	7.65	7.00	0.50
2014	2.55	0.00	0.00	0.75	0.00	7.65	7.00	0.50
2015	1.76	0.00	0.50	0.50	0.50	7.65	7.00	0.50
2016	3.10	0.00	0.00	0.10	0.20	7.65	7.00	0.50
2017	3.15	0.00	0.00	0.00	0.01	4.0	7.00	0.50
2018	3.15	0.00	0.00	0.00	0.15	4.0	7.00	0.50
2019	0.50	0.00	0.50	0.00	0.65	4.0	7.00	0.50
2020	0.50	0.00	0.00	0.00	0.65	4.0	2.00	0.50
2021	0.50	0.00	0.00	0.00	1.05	4.0	2.00	0.50
2022	0.50	0.00	0.00	0.00	1.05	4.0	2.00	0.50
2023	2.42	0.00	0.00	0.00	2.00	4.0	2.00	5.50
2024	1.94	0.00	0.00	0.00	2.00	4.0	2.00	4.65

SOURCE: Central Bank of Barbados.

APPENDIX 8

Selected Indicators in the Tourism Industry 2007 – 2024

Accommodation & Food Services				Arrivals		
Year	Share in GDP (%)	Employment ('000 persons)	Stay-Over Expenditure (\$M)	Stay-Over Visitors	Average Intended Length of Stay (days)	Cruise Passengers
2007	21.9	n.a.	1,761.40	562,541	n.a.	539,092
2008	15.1	n.a.	1,711.60	567,667	n.a.	597,523
2009	14.4	n.a.	1,516.50	518,564	n.a.	635,212
2010	14.2	12.7	1,474.40	532,180	15.04	664,747
2011	12.8	13.2	1,314.10	567,724	12.18	609,844
2012	12.4	12.7	1,235.2	536,303	12.51	517,436
2013	13.4	13.3	1,406.20	508,520	11.82	570,263
2014	13.1	15.4	1,358.70	519,635	11.97	563,030
2015	12.9	15.8	1,344.30	591,872	11.19	586,615
2016	13.6	16.4	1,442.50	631,513	11.01	594,096
2017R	14.1	15	1,580.50	661,160	10.63	681,211
2018R	14.6	17.6	1,764.60	678,537	10.51	614,993
2019R	15.1	15.6	2,035.30	692,658	n.a.	686,813
2020R	7.4	9.2	n.a.	195,102	13.30	250,542
2021R	6.1	11.7	n.a.	144,833	14.50	71,953
2022	11.9	14.1	n.a.	442,576	14.70	250,527
2023	13.2	13.1	n.a.	636,540	11.17	441,677
2024	n.a.	15.9*	n.a.	704,340	13.30	621,878

SOURCE: Barbados Statistical Service, Caribbean Tourism Organisation, Barbados Tourism Marketing Inc.

* Average for the first to third quarters of 2024. Information was not collected for the fourth quarter due to a data breach in the Department in October 2024.

APPENDIX 9

Tourism Arrivals by Country of Residence 2007 – 2024

Year	U.S.A.	Canada	United Kingdom	Germany	Other Europe	Trinidad & Tobago	Other CARICOM	Other Countries	TOTAL
2004	129,664	50,032	213,947	6,970	23,060	26,492	77,845	23,492	551,502
2005	131,005	47,690	202,765	6,995	19,857	30,889	83,886	24,447	547,534
2006	130,757	49,197	211,520	7,478	21,922	34,480	82,496	24,691	562,541
2007	133,519	52,981	223,575	5,549	21,509	30,404	68,979	36,421	572,937
2008	131,795	57,335	219,953	6,098	25,727	28,385	72,254	26,120	567,667
2009	122,306	63,751	190,632	7,020	23,052	26,289	62,482	23,032	518,564
2010	134,969	72,351	181,054	7,260	23,962	27,259	58,923	26,402	532,180
2011	142,414	71,953	189,150	8,401	27,458	36,825	64,149	27,374	567,724
2012	130,762	72,020	173,519	9,182	27,937	38,005	58,482	26,396	536,303
2013	120,584	67,295	168,733	10,300	30,765	31,614	55,681	23,548	508,520
2014	118,510	65,813	186,858	11,992	32,744	27,915	50,815	24,988	519,635
2015	148,067	74,494	214,175	12,338	28,514	29,659	58,321	26,304	591,872
2016	168,945	78,903	218,638	11,492	28,278	34,000	65,679	25,578	631,513
2017	188,460	85,047	217,441	11,243	28,959	35,822	67,208	26,980	661,160
2018	204,249	86,499	220,695	10,621	27,883	32,636	70,201	25,753	678,537
2019	219,770	81,577	226,992	12,271	25,488	31,570	68,682	26,308	692,659
2020R	43,222	32,932	63,923	1,280	16,742	6,819	15,571	14,613	195,102
2021P	44,804	17,316	53,639	2,062	6,897	4,908	9,000	6,207	144,833
2022	128,989	49,197	178,886	4,115	16,427	17,090	34,946	12,926	442,576
2023	176,614	77,140	243,857	6,396	28,306	28,356	60,168	22,099	636,540
2024	228,128	87,142	239,045	5,186	22,635	26,797	65,909	29,498	704,340

SOURCE: Barbados Statistical Service, Barbados Tourism Marketing Inc.

APPENDIX 10

Index of Industrial Production 1997 – 2024

Year	All Industries	Mining & Quarrying	Electricity, Water & Gas	Manufacturing	Food	Beverages & Tobacco	Wearing Apparel	Wooden Furniture	Chemicals	Petroleum Products	Non-metallic Mineral Products	Electronic Components	Other Manufacturing
Weights	1000	26	177	797	148	113	21	16	35	214	35	44	170
1997	117.0	121.5	114.5	117.4	114.4	82.8	125.1	134.0	148.3	120.2	181.0	111.4	119.1
1998	100.3	160.1	117.8	94.5	120.1	101.8	95.5	101.1	135.7	13.2'	251.8	93.2	128.2
1999	97.8	188.2	120.6	89.8	117.8	110.5	88.3	41.5	134.9	0.0'	257.6	87.0	126.0
2000	96.1	179.8	122.2	87.6	109.5	102.8	84.2	35.7	110.0	0.0	265.1	81.7	133.9
2001	89.6	160.7	127.6	78.8	113.0	92.4	43.0	34.1	96.1	0.0	248.3	55.9	115.2
2002	91.4	171.4	132.1	79.7	120.3	79.6	28.8	134.3	96.7	0.0	270.8	54.4	109.3
2003	90.3	144.2	136.1	78.3	117.6	84.9	25.1	136.0	103.0	0.0	285.5	46.0	100.1
2004	92.6	158.0	138.6	80.2	115.0	87.1	25.7	192.9	115.7	0.0	294.1	53.5	97.7
2005	94.1	170.8	137.8	81.9	116.6	84.8	25.2	193.9	121.9	0.0	305.7	41.7	105.1
2006	95.3	165.5	149.2	81.1	116.4	73.9	22.2	169.1	118.4	0.0	320.6	45.0	108.6
2007	95.0	155.7	152.9	80.1	117.8	76.9	22.1	158.4	118.2	0.0	313.0	33.6	106.1
2008	93.2	143.5	152.2	78.5	115.3	84.3	12.0	166.7	118.8	0.0	290.4	32.2	101.2
2009	84.1	90.0	153.3	68.6	103.8	74.8	14.3	133.4	90.4	0.0	236.6	21.8	93.5
2010	82.8	99.4	156.5	65.9	99.1	84.9	8.0	119.6	90.2	0.0	204.5	27.0	85.7
2011	79.7	85.9	154.2	63.0	95.1	78.1	11.0	111.0	81.2	0.0	207.3	24.8	82.5
2012	75.8	79.1	154.9	58.1	94.9	73.9	12.2	107.7	78.9	0.0	164.7	15.6	74.6
2013	76.9	77.3	158.5	58.8	94.8	70.3	6.7	124.6	73.5	0.0	181.8	17.6	76.2
2014	77.6	70.1	158.3	59.9	117.3	66.2	7.8	112.4	126.3	0.0	147.1	9.5	64.0
2015	77.9	61.3	155.5	61.2	120.8	54.3	4.7	126.7	148.2	0.0	177.5	5.5	64.2
2016	77.5	83.4	160.6	58.9	116.1	61.7	5.0	120.6	135.0	0.0	151.7	10.5	59.8
2017	75.0	90.4	153.2	56.5	92.7	56.4	5.0	121.3	149.7	0.0	171.4	14.1	64.7
2018	75.1	97.8	155.4	56.5	8.5	69.0	5.0	131.0	130.1	0.0	180.1	13.6	61.3
2019	73.0	83.6	154.0	54.7	84.2	66.3	5.0	122.4	128.4	0.0	188.2	16.4	57.0
2020	68.8	99.1	154.5	48.8	84.4	57.2	5.0	127.1	129.3	0.0	106.5	11.8	53.0
2021	68.6	69.8	147.2	51.2	81.6	47.5	5.0	121.8	165.7	0.0	178.5	8.5	51.4
2022	71.4	95.3	151.7	52.8	89.2	61.8	5.0	122.3	141.5	0.0	172.4	0.0	51.7
2023	n.a	n.a	n.a	n.a	n.a	n.a	n.a	n.a	n.a	n.a	n.a	n.a	n.a
2024	n.a	n.a	n.a	n.a	n.a	n.a	n.a	n.a	n.a	n.a	n.a	n.a	n.a

SOURCE: Barbados Statistical Service.

APPENDIX 11

Population, Rates of Birth, Death and Infant Mortality 1984 – 2024

Year	Resident Population as at December 31	Birth Rate	Death Rate	Rate of Natural Increase	Infant Mortality	Rate of Population Growth R
	('000persons)	(Per 1000 pop.)	(Per 1000 pop.)	(Per 1000 pop.)	(Per 1000 births)	(%)
1984	255.8	16.7	7.8	8.9	18.4	0.3
1985	257.0	16.7	8.3	8.4	17.8	0.4
1986	258.0	15.7	8.4	7.3	19	0.4
1987	258.8	14.8	8.5	6.3	22.3	0.3
1988	259.4	14.5	8.6	5.9	19.5	0.2
1989	260.3	15.5	8.8	6.7	18.2	0.2
1995	264.4	13.1	9.4	3.7	13.2	0.4
1996	264.6	13.3	9.1	4.2	14.2	0.1
1997	266.1	14.3	8.7	5.6	13.2	0.6
1998	266.8	13.6	9.3	4.3	7.8	0.4
1999	267.4	14.5	9	5.5	10	0.2
2000	269.3R	14	9.1	4.9R	18.6R	0.6
2001	270.4	15	8.9	6.1	20.6R	0.6
2002	271.3	14.1	8.5	5.6	17.5R	0.3
2003	272.2	13.9R	8.4	5.5R	13.3R	0.3
2004	272.7	12.8R	8.9	3.9R	21.3R	0.2
2005	273.4	12.8R	8.0R	4.9	14.6R	0.3
2006	273.9R	12.5R	8.4R	4.1R	19.9R	0.2
2007	274.7	12.9	8.1	4.8	19.3R	0.3
2008	275.2R	12.9	9.0R	3.9	21.5R	0.2
2009	275.7	12.9	8.7R	4.2R	11.9R	0.1
2010	278.1R	12.2	8	4.2	16.8R	0.2
2011	278.3R	11.2R	8.3R	3	16.4R	0.2
2012	278.6R	11.4R	8.4R	3.0R	15.2R	0.1
2013	278.5R	10.9	8.9R	2.0R	10.3R	0.2
2014	278.3R	10.6R	9.3	1.2	13.7R	-0.2
2015	278.0R	10.3R	9.2	1.1R	6.7R	-0.2
2016	277.4R	9.2R	9.3	-0.2	14.5R	-0.4
2017	276.7R	9.3R	9.5R	-0.2	14.5R	-0.4
2018	276.0R	8.7R	9.2R	-0.4	15.0R	-0.4
2019	275.4R	9.4R	9.6R	-0.2	12.8R	-0.4
2020	274.4R	8.6R	9.9R	-1.3	8.9R	-0.5
2021	268.6R	8.1R	10.8R	-2.7	10.4R	-0.6
2022	266.9R	8.1R	12.5	-4.4	9.8R	-0.6
2023	265.2R	8.4	12.6	-4.3	12.1	-0.6
2024	263.9P	6.2P	8.8P	2.6P	14.0	-0.5

SOURCE: Barbados Statistical Service.

Please note that the 2024 Registered Births and Registered Deaths only reflect up to Q3 of 2024, as the requisite December records have not been received.



MINISTRY OF ECONOMIC AFFAIRS & INVESTMENT

📍 3rd Floor, Warrens Office Complex
St. Michael, Barbados

✉ economic.affairs@barbados.gov.bb

☎ (246) 535 1300