

THE AIR TRANSPORT LICENSING AUTHORITY



Annual Report


2015 -2016

THE AIR TRANSPORT LICENSING AUTHORITY

Annual Report
2015 - 2016

Table of Contents

BOARD MEMBERS AND SENIOR OFFICERS	2
FUNCTIONS OF THE AUTHORITY	3
FUNCTIONS OF THE SECRETARIAT	4
FINANCE.....	4
OPERATIONAL ACTIVITIES 2015-2016.....	4
(1.) MEETINGS	4
(2.) GRANTS AND VARIATIONS OF LICENCES.....	5
(3.) APPROVAL OF FARES, RATES AND OTHER CHARGES	5
(4.) PROCESSING OF APPLICATIONS FOR VARIATIONS TO SCHEDULES	6
STATISTICS.....	8





AIR TRANSPORT LICENSING AUTHORITY

8th Floor, BAOBAB Tower, Warrens St. Michael
BARBADOS



Telephone: (246) 418-0750
(246) 418-0751
Fax No: (246) 418-0752
E-mail: atla@sunbeach.net

In replying to this letter please quote

.....

LETTER OF TRANSMITTAL

The Minister
Ministry of Tourism and
International Transport
International Transport
Baobab Tower
Warrens
ST. MICHAEL

Dear Minister

In accordance with Section 15(1) of the Civil Aviation Act, 2005, Cap. 288B of the Laws of Barbados, I have the honour to submit to you, in your capacity as Minister of Tourism and International Transport, the Air Transport Licensing Authority's Accounts and its Report on its operations during April 1, 2015 - March 31, 2016.

I am

Yours faithfully

for Chairman

BOARD MEMBERS AND SENIOR OFFICERS

The following Board Members were appointed for a period of two years from May 11, 2015 to May 10, 2017:

Mr. Stephen Greaves	-	Chairman
Mr. Neville Boxill	-	Deputy Chairman
Mr. Peter Barrow	-	Member
Mr. Hugh Foster	-	“
Ms. Angela Lynch	-	“
Ms. Denise Reid	-	“
Captain Keith Robertson	-	“
Chief Executive Officer		
GAIA Inc. or Nominee	-	“
Board Secretary		
Ms. Arlene Daniel	-	Secretary

FUNCTIONS OF THE AUTHORITY

The functions of the Authority are:

- (a) to hear and determine applications for licences or for amendments to licences to operate any scheduled air service;
- (b) to consider any representation or objection from any person with respect to
 - (i) the adequacy of any scheduled air service; or
 - (ii) the charges for any scheduled air service.
- (c) to determine any question referred to it by the Minister that
 - (i) relates to facilities for air transport into or out of Barbados or to the charges for such facilities; or
 - (ii) in the opinion of the Minister, requires consideration with a view to the improvement of air transport services into or out of Barbados;
- (d) To approve all fares, rates and other charges and conditions respecting scheduled air services into or out of Barbados, except where those matters are regulated by an international agreement to which Barbados is a party;
- (e) To make reports and recommendations to the Minister in connection with conclusions reached after consideration of matters referred by the Minister;
- (f) With the approval of the Minister, to appoint such assessors as it thinks expedient for the purpose of securing proper advice respecting matters affecting the interest of
 - (i) users of air transport services; and

- (ii) technical, professional, industrial and commercial bodies including labour unions directly concerned with the provision of air transport services into or out of Barbados;
- (g) To perform such other functions as the Minister may from time to time determine.

FUNCTIONS OF THE SECRETARIAT

The Authority is run by a government appointed Board, headed by a Chairman and not less than 4 other members. Day to day activities are conducted by the Secretariat - comprised of a Secretary and a Clerk/Typist

FINANCE

The Authority is provided funding out of the Consolidated Fund under the item Grants to Public Institutions. The Authority's approved estimates of expenditure for the financial year, April 2015 to March 2016, totalled \$276,948.00. The budget is attached at **Appendix I**.

OPERATIONAL ACTIVITIES 2015-2016

(1.) MEETINGS

During the year 2015-16 the Authority held six (6) meetings to consider applications for licences, fares and schedules. The Authority also held round robins during the year by which the views of Members were sought by telephone or e-mail on particularly urgent applications for permissions or fares.

The Authority also received and handled two complaints from the public. One of these related to Phoenix Airways which had been advertising itself as a scheduled service

offering regional and international flights to the public. This airline was not registered with the Air Transport Licensing Authority and the matter was referred to the Ministry of Tourism and International Transport for further action.

(2.) **GRANTS AND VARIATIONS OF LICENCES**

The Authority received applications from seven (7) airlines for new, renewed or amended licences and twenty-three thousand, six hundred and eighty-two and nineteen cent (\$23,682.19) in fees were collected for these licences.

New Licences Issued

	<u>Airline</u>	<u>Route</u>	<u>Date Issued</u>
1.	JetBlue Airways Corporation	Boston/Barbados/ Boston	2015-06-11
2.	Thomas Cook	Glasgow/Barbados/Glasgow	2015-10-01
3.	Virgin Atlantic International Ltd.	London/Barbados/London	2015-11-24
4.	JetBlue Airways Corporation	Fort Lauderdale/Barbados/ Fort Lauderdale	2016-02-29

Amended Licences

5.	American Airlines Inc.	Miami/Barbados/Miami	2015-09-07
----	------------------------	----------------------	------------

Applications Pending

6.	Fly Jamaica	Kingston/Barbados/Georgetown/Barbados/Kingston	
----	-------------	--	--

(3.) **APPROVAL OF FARES, RATES AND OTHER CHARGES**

The Authority processed fare applications as part of applications for licences as well as applications for sale fares and promotion specials.

(4.) PROCESSING OF APPLICATIONS FOR VARIATIONS TO SCHEDULES

During the year twelve (12) airlines operated scheduled services into Barbados (see **Appendix II** attached).

The majority of these airlines submitted seasonal variations of schedules of operations. The Authority also processed ad hoc schedule changes, which arise as a result of unexpected operational or technical difficulties experienced by the airlines from time to time.

(5.) SCHEDULED SERVICES

The following scheduled services were provided during the reporting period.

(a) Canada

Two airlines, Air Canada and WestJet, continued to operate in this market. Air Canada served both Toronto and Montreal, however services to Montreal were offered on a seasonal basis. WestJet continued to provide services to Toronto alone.

(b) Commonwealth Caribbean Region

The carriers operating in the Caribbean region are Caribbean Airlines and LIAT. These airlines together provided services to several Caribbean islands.

(c) Europe

Condor remained the only scheduled airline serving the European market, providing twice weekly services between Barbados and Frankfurt, Germany. The airline also provided increased services during high peak periods.

(d) French West Indies and Other Caribbean

The French West Indies consisting of Guadeloupe and Martinique are served by LIAT. This airline also provides services to the Other Caribbean Region of Anguilla, St. Croix, St. Maarten, St. Thomas and Tortola.

(e) South America

GOL VRG Linhas Airlines continued to be the only airline operating on this route. It provides weekly services to Brazil.

(f) United Kingdom

Airlines serving the United Kingdom are British Airways, Virgin Atlantic Airways and more recently Thomas Cook. Cities served by these airlines are London and Manchester. Service to this region was boosted with the addition of a scheduled service between Barbados and Manchester, United Kingdom, by Thomas Cook Airlines Limited, which though traditionally a charter service, decided to offer scheduled services from winter 2013. The Thomas Cook operations has continued its code share Agreement with Condor Flugdienst which entitles it's to transport connecting passengers from Frankfurt, Germany.

(g) United States

The US market was served by three airlines - American Airlines, JetBlue and US Airways. The United States Cities served by these airlines are New York and Miami and Charlotte.

STATISTICS

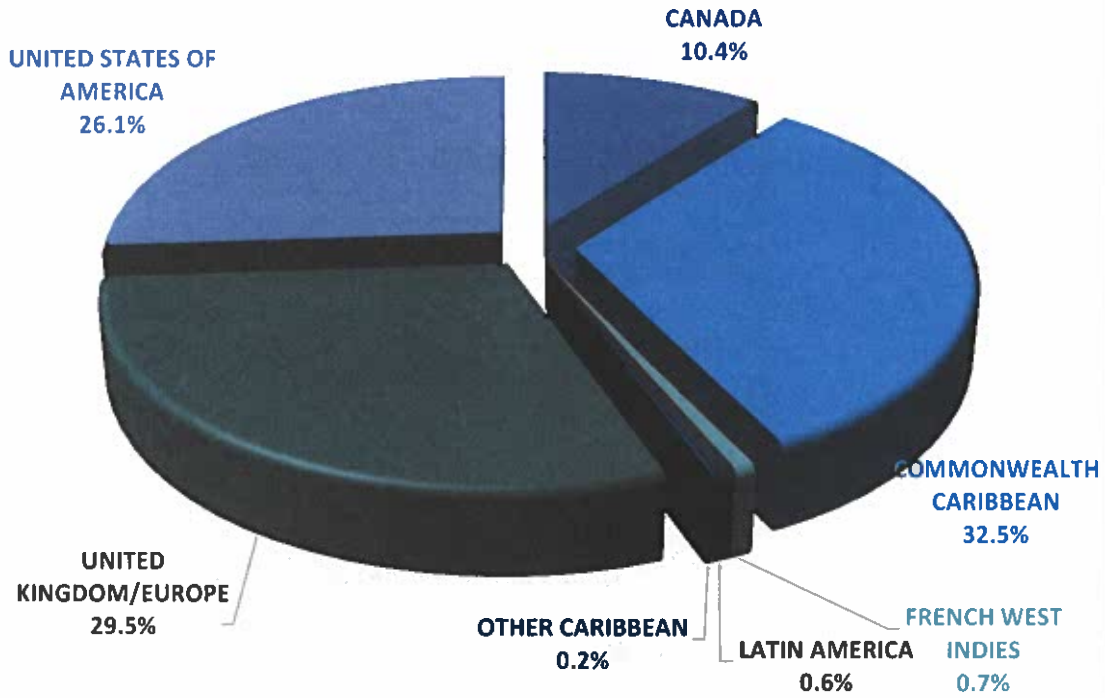
Data compiled for the year January to December 2015 was used for the route analysis which is displayed in Table 1 which is attached at **Appendix IV** and displayed by the pie charts below.

Table 1 shows the comparative passenger traffic by country/city for the year 2014 and 2015. The cumulative total shows a .85 increase in overall passengers. Figures indicate that the Commonwealth Caribbean, French West Indies, Latin America all recorded slight decreases while on the other hand, travel from the Canada, Other Caribbean and the United Kingdom/Europe and USA cities show increases

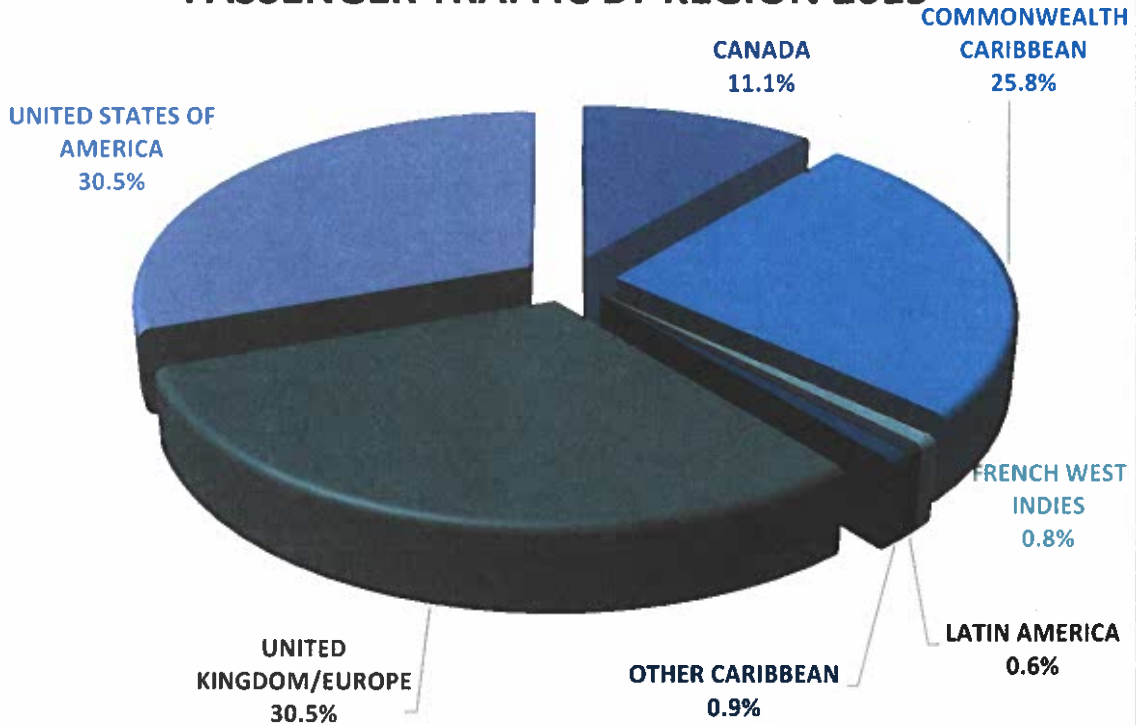
The below pie charts entitled Passenger Traffic by Region 2014 and Passenger Traffic by Region 2015 compares the percentage passenger traffic from seven major regions with that of the previous year

The charts shows that unlike 2014, traffic from United Kingdom/Europe and USA showed a slight increase over that of regional traffic. Both United Kingdom/Europe and USA were 30.5% an increase of 1% and 4.4% respectively. Canada, French West Indies and Other Caribbean also showed slight increases. Conversely, there was a notable decrease of 6.7% in the Commonwealth Caribbean while Latin America maintained a steady 0.6%.

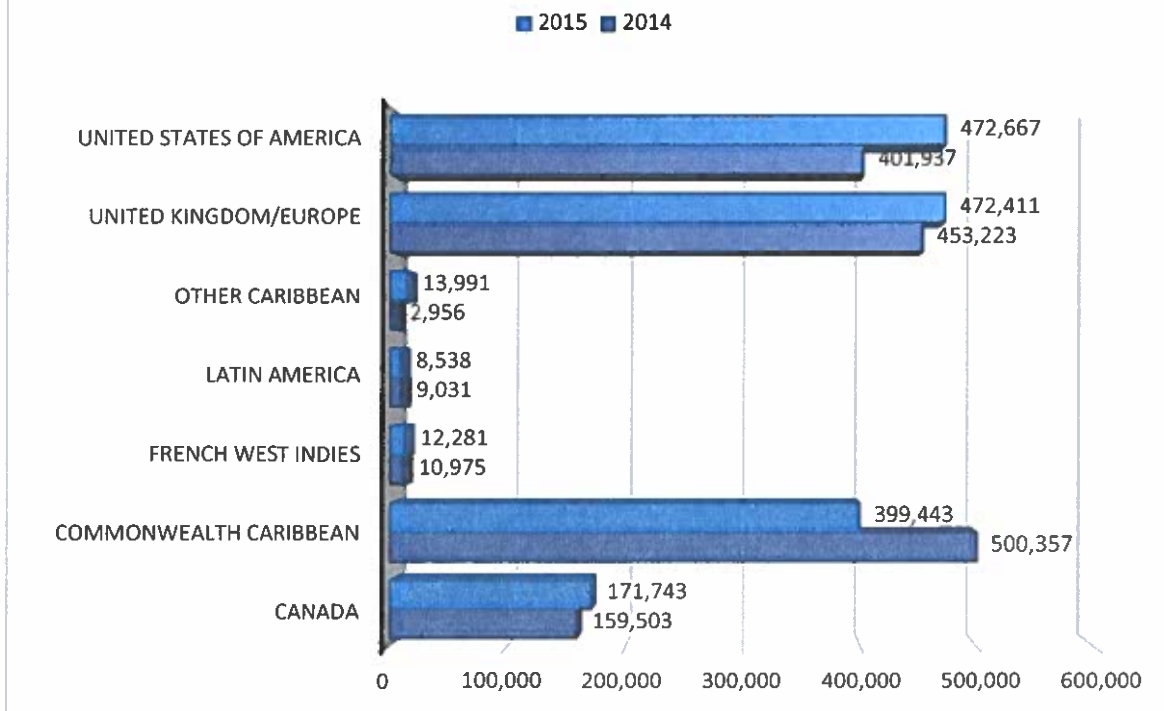
PASSENGER TRAFFIC BY REGION 2014



PASSENGER TRAFFIC BY REGION 2015



PASSENGER TRAFFIC BY REGION 2014 VS 2015



The above Bar Chart entitled Passenger Traffic by Region 2014 vs 2015 displays the information presented at Table 1 (Appendix IV), giving the cumulative number of passengers carried into and out of Barbados for the seven regions during the period.

APPENDIX I

SUB HEAD AND OBJ. NO.	HEAD 68 MINISTRY OF INTERNATIONAL BUSINESS AND INTERNATIONAL TRANSPORT	PROPOSED NEW BUDGET 2015/2016
	<u>334: REG. OF AIR SERVICE</u> <u>SUB-PROGRAM 336:</u> <u>ACTIVITY: AIR TRANSPORT</u> <u>LICENSING AUTHORITY</u>	
	<u>(CODE 68 334 336)</u> <u>OBJECT CLASSIFICATION</u>	
	TOTAL AIR TRANSPORT LICENSING AUTHORITY	276,948.00

FEES COLLECTED & LICENCES ISSUED**APRIL 1, 2015 TO MARCH 31, 2016**

Licence No	Airline	Route	Date Issued	Total Fees Paid
6-15-1	JetBlue Airways Corporation	Boston/Barbados/Boston	June 11, 2015	5,500.00
12-12-1 AMENDE D)	American Airlines Inc. and/or US Airways Inc.	Miami/Barbados/Miami	September 07, 2015	1,500.00
9-15-1	Fly Jamaica	Kingston/Barbados/Georgetow n/Barbados/ Kingston	Not Issued	5,682.19
9-15-2	Thomas Cook Airlines	Glasgow/Barbados/Glasgow	October 01, 2015	5,500.00
11-15-1	Virgin Atlantic International Ltd.	London/Barbados/London	November 24, 2015	5,500.00
2-16-1	JetBlue Airways Corporation	Fort Lauderdale/Barbados/ Fort Lauderdale	29 th February, 2016	5,500.00
	Fly Always N.V.	Barbados/Guyana/St. Maarten		
	Aviation Partner S. de. R.L. C.V. (Easy Sky)	Barbados/St. Lucia/Antigua		

**Total Funds collected as at March
31, 2016**

BDS \$ 29,182.19

APPENDIX III

Air Transport Licences Valid As At March 31 2016			
	Airlines	Licence No:	Routes
1.	Air Canada	11-13-1 - AMENDED	Toronto/Barbados/Toronto
	" "	11-13-2 - AMENDED	Montreal/Barbados/Montreal
2.	American Airlines Inc.	12-12-1	Miami/Barbados/Miami
3.	Amerijet International	7-14-10	Miami/ Port-of-Spain/Barbados/Miami
4.	British Airways	12-11-06	London/Barbados/London
5.	Caribbean Airlines Ltd.	12-11-02 - AMENDED	Port-of-Spain /Barbados/ Port-of-Spain
	" "	12-11-03 - AMENDED	Port-of-Spain /Barbados/Kingston/ Port-of-Spain
	" "	12-11-04 - AMENDED	Port-of-Spain/Georgetown/Barbados/ Port-of-Spain /Barbados/Georgetown/ Port-of-Spain
	" "	12-11-05 - AMENDED	Port-of-Spain/St. Lucia/Barbados/St. Lucia/ Port- of-Spain
	" "	2-12-02	Kingston/Barbados/Kingston
	" "	4-12-1	Port-of-Spain/Barbados/London/Barbados/ Port-of- Spain
6.	Condor Flugdienst GmbH	7-14-9	Barbados/Frankfurt/Barbados
7.	Delta Air Lines Inc.	7-14-1	Atlanta/New York/Barbados/New York/ Atlanta
8.	VRG Linhas Aéreas Sa (GOL VRG)	1-15-1	Brazil(São Paulo)/Barbados/Trinidad & Tobago/Brazil(São Paulo)
9.	JetBlue	9-14-1	New York(JFK)/Barbados/New York(JFK)
	" " "	6-15-1	Boston, USA/Barbados/Boston, USA
10.	LIAT (1974) Limited	7-14-2	Barbados/Antigua/Barbados
11.	" " "	7-14-5	Barbados/Martinique/Barbados
12.	" " "	7-14-6	Barbados/San Juan/Barbados
13.	" " "	7-14-8	Barbados/St. Martin/Barbados
14.	Thomas Cook Airlines	10-13-1	Manchester/Barbados/Manchester
15.	" " "	9-15-2	Glasgow/Barbados/Glasgow
16.	Virgin Atlantic	1-14-1	London/Barbados/London
17.	" " "	1-14-2	Manchester/Barbados/London
18.	Virgin Atlantic International	11-15-1	London/Barbados/London
19.	West Jet	12-13-1	Toronto/Barbados/Toronto

TABLE J
PASSENGER TRAFFIC BY REGION
CUMULATIVE
2014 Compared to 2015

CITY	2014	2015	CHANGE	
			ABS	%
<u>CANADA</u>	159,503	171,743	12,240	7.67
MONTREAL	12,709	11,063	-1,646	-12.95
TORONTO	146,794	160,680	13,886	9.46
<u>COMMONWEALTH CARIBBEAN</u>	500,357	399,443	-100,914	-20.17
ANGUILLA	0	155	155	100.00
ANTIGUA	48,170	25,170	-23,000	-47.75
DOMINICA	49,271	21,686	-27,585	-55.99
GEORGETOWN	34,177	34,671	494	1.45
GRENADA	58,255	28,226	-30,029	-51.55
KINGSTON	20,457	21,261	804	3.93
NASSAU	0	94	94	100.00
PORT OF SPAIN	112,972	123,153	10,181	9.01
ST. KITTS	0	11,245	11,245	100.00
ST. LUCIA	81,819	44,575	-37,244	-45.52
ST. VINCENT	95,236	89,207	-6,029	-6.33
<u>FRENCH WEST INDIES</u>	10,975	12,281	-3,491	-31.81
GUADELOUPE	0	4,797	4,797	100.00
MARTINIQUE	10,975	7,484	-3,491	-31.81
<u>LATIN AMERICA</u>	9,031	8,538	-493	-5.46
SAO PAULO	9,031	8,538	-493	-5.46
<u>OTHER CARIBBEAN</u>	2,956	13,991	11,035	373.31
SANTO DOMINGO	0	13	13	100.00
ST. CROIX	0	296	296	100.00
ST. MAARTEN	2,956	8,303	5,347	180.89
ST. THOMAS	0	430	430	100.00
TORTOLA	0	4,949	4,949	100.00
<u>UNITED KINGDOM/EUROPE</u>	453,223	472,411	19,188	4.23
GLASGOW	0	3,400	3400	100.00
FRANKFURT	30,156	27,669	-2,487	-8.25
LONDON	354,388	372,326	17,938	5.06
MANCHESTER	68,679	69,016	337	0.49
<u>UNITED STATES OF AMERICA</u>	401,937	472,667	70,730	17.60
ATLANTA	0	24,175	24,175	100.00
BOSTON	0	1,617	1,617	100.00
CHARLOTTE	10,391	10,949	558	5.37
MIAMI	230,749	226,898	-3,851	-1.67
NEW YORK	160,797	206,470	45,673	28.40
SAN JUAN	0	2,558	2,558	100.00
TOTAL	1,537,982	1,551,074	13,092	0.85

